



Fusion2GO 3.0 RV™

All-Carrier RV Cellular Signal Booster Kit

User Guide



Table of Contents

Thank you for purchasing SureCall’s Fusion2Go-RV cell phone signal booster kit. Fusion2Go-RV provides enhanced voice, text and 4G data signal for any recreational vehicle.

If you have any questions during setup, please reach out to our US-based experienced support technicians:

- Call: 1-888-365-6283
- Email: support@surecall.com
- Or, chat: www.surecall.com, 7:00 AM – 5:00 PM PST, Monday – Friday

Contents

How It Works	3
Package Contents	4
Step 1: Mount Outside Antenna	5
Step 2. Install the Signal Booster	6
Step 3. Connect Power	7
LED Indicators	7
Troubleshooting.....	8
Specifications:	8
Antenna Kitting Information	9
Consumer Guidelines	10
Three-Year Product Warranty	11

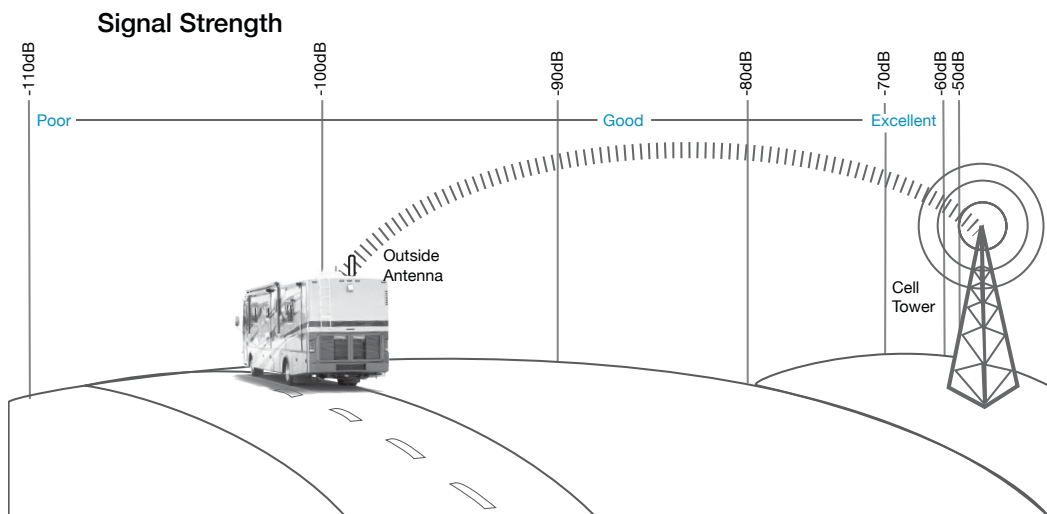
How It Works

The SureCall Fusion2Go-RV is a high-quality bidirectional booster that enhances cellular signals for motor homes, and other large vehicles.

The Fusion2Go-RV works with two antennas:

- An inside antenna that communicates with your cell phone.
- An outside antenna that communicates with the cell tower.

Signals sent from a cell tower are received by the outside antenna, amplified by the booster and then sent to your cell phone via the inside antenna. When your phone transmits, the signal is sent to the inside antenna, and then sent to the cell tower via the outside antenna. A minimum amount of cellular reception is required for the Fusion2Go-RV to work properly.



Package Contents

Package Contents

1. Unpack all package contents. For missing or damaged items, contact your reseller.
2. Turn over the signal booster and record the model and serial number for reference:
Serial #: _____
Purchase Date: _____
3. Keep the carton and packing material to store the product in case you need to return it.
4. Your Fusion2Go 3.0 RV signal booster package includes the following items:
 - » One complete Fusion2Go 3.0 vehicle booster kit
 1. Fusion2Go 3.0 signal booster
 2. DC power adapter for vehicle
 3. Inside Patch Antenna,
 4. Outside Magnetic Antenna
 - » Plus RV adapting kit
 5. Inside whip antenna
 6. AC power adapter
 7. Outside omni antenna
 8. Coax cable, SC-240, 40ft



1. Fusion2Go 3.0 Amplifier




2. Power Adapter

3. Inside Patch Antenna

4. Outside Magnetic-Mount Antenna



5. AC Power adapter



6. Inside Whip Antenna



7. Outside Omni Antenna



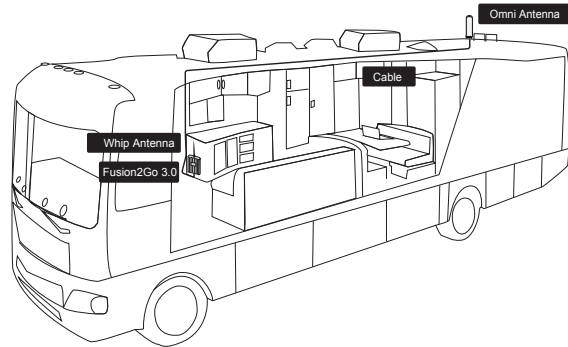
8. SC-240 Cable

Step 1: Mount Outside Antenna

Before you begin, please note that your installation may require the use of a mast or RV mounting system on which to mount the outside antenna. One has not been provided and may be obtained by a 3rd party.

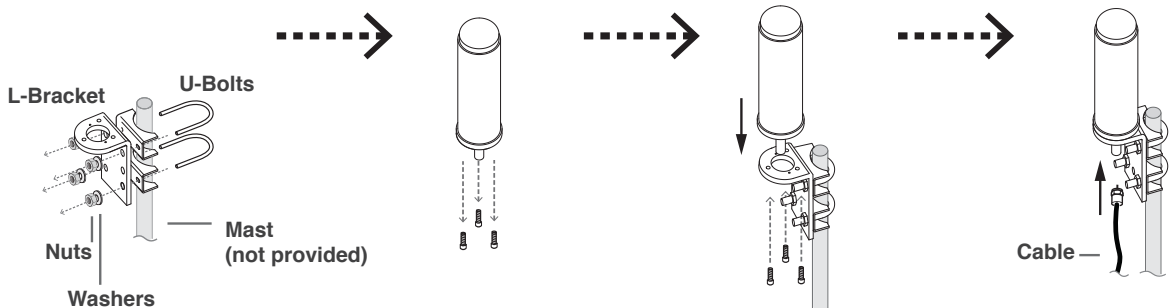
The provided antenna is omni-directional, which receives and sends signals in a 360° radius. Mount the antenna at the highest possible elevation and in an upright position.

Ensure that the mounting area has at least a 12-inch radius clear of obstructions and other radiating elements.



Installation:

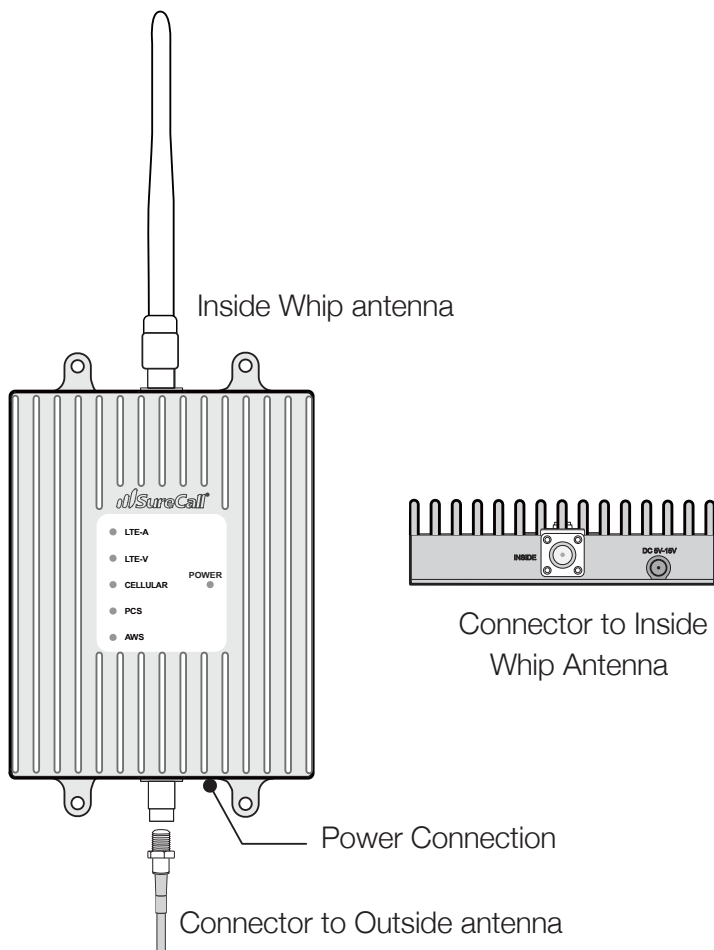
1. Assemble the L-Bracket with U-bolts, brackets, nuts and washers and secure to mast.as shown in the illustration
2. Remove all three screws from antenna base
3. Secure antenna to the horizontal plate of L-Bracket using screws.
4. Connect one end of the provided coax cable to the antenna and tighten the connection.



Installation

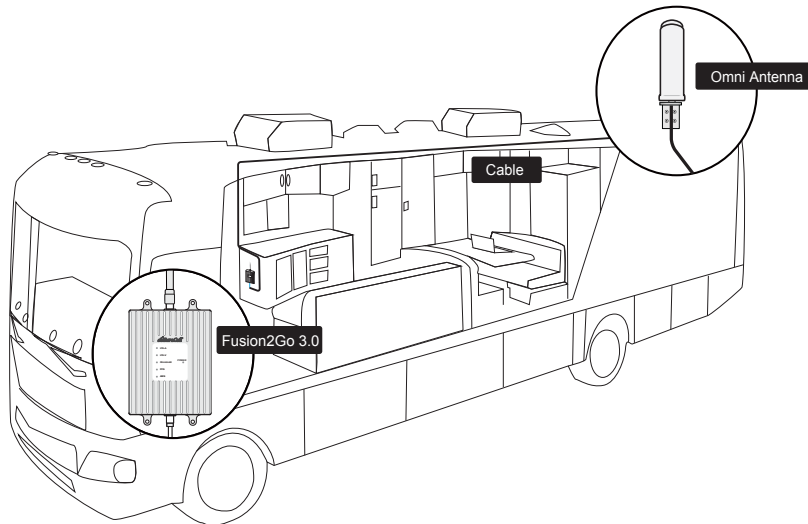
Step 2. Install the Signal Booster

1. Connect the inside whip antenna to the port on the side of the booster labeled “INSIDE”.
2. Mount the booster within a cabinet or on a side panel close to a power source. Note that the Inside antenna and sends signal in a 360 degree radius. The antenna should be aimed vertically. The location you select should generally be in the center of where signal is needed and also avoid excessive heat, direct sunlight, or moisture, as well as, provide proper ventilation.
3. Route the cable from the outside antenna inside and connect to the port on the booster labeled “OUTSIDE”.



Step 3. Connect Power

Connect the DC power adapter to the signal booster and plug into power outlet. The Power LED will light, indicating that the signal booster is ready for use.



LED Indicators

In the event Red LEDs appear either solid or flashing, further separation between the booster and outside antenna is recommended.

Note that the booster case may become warm during operation. This is normal.

WARNING. The booster is rated for 5-15V input voltage. DO NOT use the booster with a higher voltage power supply. This can damage the booster and/or cause personal injury.

Specifications

Troubleshooting

Problem	Resolution
Signal booster has no power	<p>Verify that the Power LED is ON.</p> <p>Connect the power supply to an alternate power source.</p> <p>Verify that the power source is operational and the fuse is intact.</p> <p>If it remains OFF, contact tech support at: 1-888-365-6283 or support@surecall.com</p>
After completing installation, signal has not improved	<p>Verify that cable connections are tightly fitted to the booster.</p> <p>Try further separating the antennas.</p> <p>ⓘ Remember: Bars are not always a reliable measure of signal. The best way to confirm signal coverage is the ability to place and hold a call.</p>

Specifications:

Product:	Fusion2Go 3.0 RV US	Fusion2Go 3.0 RV Canada
Uplink Frequency Range (MHz):	698-716 / 776-787 / 824-849 / 1850-1915 / 1710-1755 (G Block Included)	
Downlink Frequency Range (MHz):	728-746 / 746-757 / 869-894 / 1930-1995 / 2110-2155 (G Block Included)	
Supported Standards:	CDMA, WCDMA, GSM, EDGE, HSPA+, EVDO, LTE and all cellular standards	
Input / Output Impedance:	50 Ω	
Maximum Gain:	50 dB	
Noise Figure:	≤ 5 dB	
VWSR:	≤ 2.0	
Gain Adjustment:	20 dB (Automatic)	
DC Power:	6-15V	
Maximum Output Power:	1 Watt EIRP	
Cable:	SC-240	
RF Connectors:	FME Male (both ends)	
Power Consumption:	≤ 10 W	
Operation Temperature:	-4° to +158° F	
Dimensions:	5.625 x 4 x 1.125 inches	
Weight:	1.43 lbs	
Certifications:	FCC ID: RSNF2GO3	IC: 7784A-F2GO3

Antenna Kitting Information

Component	Prod No. Description	Gain				
		LTE-A	LTE-V	800 MHz	1900 MHz	1700 MHz / 2100 MHz
Vehicle						
Outdoor Antenna and Cable*	SC-202W and SC174-12.5 ft (12.5 ft)	-3.16 dB	-5.15 dB	-5.65 dB	-2.85 dB	-3.34 dB / NG
Outdoor Antenna and Cable*	SC200W and SC174-10 ft (10 ft)	-2.3 dB	-2.3 dB	-2.3 dB	-5.8 dB	-3.98 / -5.96 dB
Indoor Antenna and Cable*	SC110W and SC174-10 ft (10 ft)	-2.7 dB	-2.7 dB	-3.2 dB	-5.8 dB	-3.98 / -5.96 dB

Component	Prod No. Description	Gain				
		LTE-A	LTE-V	800 MHz	1900 MHz	1700 MHz / 2100 MHz
Marine						
Outdoor Antenna and Cable*	SC288W or Galaxy 5412-P and SC240-40FN (40 ft)	-0.52 dB	-0.52 dB	-0.98 dB	-2.52 dB	-2.12 / -2.92 dB
Indoor Antenna and Cable*	SC248W Panel and SC240-20FN (20 ft)	4.94 dB	4.94 dB	4.71 dB	6.44 dB	6.64 / 6.24 dB
Indoor Antenna and Cable*	SC302W and SC240-20FN (20 ft)	0.44 dB	0.44 dB	0.71 dB	1.44 dB	0.64 / 1.24 dB
Desktop / RV						
Outdoor Antenna and Cable*	SC288W and SC240-40FN (40 ft)	-0.52 dB	-0.52 dB	-0.98 dB	-2.52 dB	-2.12 / -2.92 dB
Indoor Antenna*	SC120W whip	1.2 dB	1.2 dB	1.2 dB	3 dB	3 / 3 dB
Indoor Antenna and Cable*	SC302W and SC240-20FN (20 ft)	0.44 dB	0.44 dB	0.71 dB	1.44 dB	0.64 / 1.24 dB

*All equivalent antennas and cables are suitable for use with the Fusion2Go 3.0

Frequency (MHz)	PreAGC			PreAGC		
	Pulse GSM			4.1 MHz AWGN		
	Input (dBm)	Output (dBm)	Gain (dB)	Input (dBm)	Output (dBm)	Gain (dB)
Uplink: 1710-1755	-17.9	27.0	44.9	-22.0	23.2	45.2
Uplink: 1850-1915	-21.0	25.1	46.1	-24.9	21.9	46.8
Uplink: 824-849	-18.6	29.0	47.6	-21.2	26.0	47.2
Uplink: 698-716	-18.9	28.3	47.2	-22.8	25.6	48.4
Uplink: 777-787	-22.4	26.6	49.0	-23.0	25.0	48.0
Downlink: 2110-2155	-46.6	-0.8	45.8	-51.5	-4.5	47.0
Downlink: 1930-1995	-43.7	-2.2	45.9	-47.9	-0.6	47.3
Downlink: 869-894	-47.9	-2.0	45.9	-50.4	-4.9	45.5
Downlink: 728-746	-48.0	-1.4	46.6	-50.2	-3.5	46.7
Downlink: 746-757	-47.0	-2.0	45.0	-50.3	-4.3	46.0

Warning: Unauthorized antennas, cables, and/or coupling devices are prohibited by FCC new rules. Changes or modifications not expressly approved by SureCall could void the user's authority to operate the equipment.

FCC 27.50(d)(4) Statement: Fixed, mobile and portable (hand-held) stations operating in the 1720-1755 MHz band are limited 1 Watt EIRP. Fixed stations operating in this band are limited to a maximum antenna height of 10 meters above ground. Mobile and portable stations operating in this band must employ a means for limiting power to the minimum necessary for successful communications.

Consumer Guidelines

Consumer Guidelines

This is a CONSUMER device

BEFORE USE, you **MUST REGISTER THIS DEVICE** with your wireless provider and have your provider's consent. Most wireless providers consent to the use of signal boosters. Some providers may not consent to the use of this device on their network. If you are unsure, contact your provider.

In Canada, **BEFORE USE** you must meet all requirements set out in ISED [CPC-2-1-05](#)¹

You **MUST** operate this device with approved antennas and cables as specified by the manufacturer. Antennas **MUST** be installed at least 20 cm (8 inches) from (i.e. **MUST NOT** be installed within 20 cm of) any person.

You **MUST** cease operation of this device immediately if requested by the FCC (or ISED in Canada) or a licensed wireless service provider.

WARNING: E911 location information may not be provided or may be inaccurate for calls served by using this device.

Ce produit est un appareil de CONSOMMATION

AVANT DE L'UTILISER, vous **DEVEZ ENREGISTRER CE DISPOSITIF** auprès de votre fournisseur de services cellulaires et obtenir son consentement. La plupart des fournisseurs de services cellulaires autorisent l'utilisation d'amplificateurs de signal. Il se peut que certains fournisseurs n'autorisent pas l'utilisation de ce dispositif sur leur réseau. Si vous n'êtes pas sûr, contactez-le.

Au Canada, **AVANT DE L'UTILISER** vous devez répondre à toutes les exigences ISED [CPC-2-1-05](#)²

Vous **DEVEZ** utiliser ce dispositif avec les antennes et les câbles autorisés, tel que le spécifie le fabricant. Les antennes **DOIVENT** être installées à au moins 20 cm (8 po) (**NE DOIVENT PAS** être installées à moins de 20 cm) de toute personne avoisinante.

Vous **DEVEZ** arrêter cet appareil immédiatement à la demande de la FCC (ISED au Canada) ou de tout fournisseur de services cellulaires autorisé.

AVERTISSEMENT: Il se peut que les informations relatives à la localisation E911 ne soient pas disponibles ou soient inexactes pour les appels qui utilisent cet appareil.

Register your cellular booster with your wireless carrier at the following urls:

Verizon: <http://www.verizonwireless.com/wcms/consumer/register-signal-booster.html>

AT&T: <https://securec45.securewebsession.com/attsignalbooster.com/>

T-Mobile: <https://support.t-mobile.com/docs/DOC-9827>

Sprint: https://www.sprint.com/legal/fcc_boosters.html

U.S. Cellular: <http://www.uscellular.com/uscellular/support/fcc-booster-registration.jsp>

This device complies with Part 15 of the FCC Rules. Operation is subject to the following two conditions: (1) this device may not cause harmful interference, and (2) this device must accept any interference received, including interference that may cause undesired operation.

CAN ICES-3 (B)/NMB-3(B) (Canada) :

This Class B digital apparatus meets all requirements of the Canadian Interference Causing Equipment Regulations. Operation is subject to the following two conditions: (1) this device may not cause harmful interference, and (2) this device must accept any interference received, including interference that may cause undesired operation

The Manufacturer's rated output power of this equipment is for single carrier operation. For situations when multiple carrier signals are present, the rating would have to be reduced by 3.5 dB, especially where the output signal is re-radiated and can cause interference to adjacent band users. This power reduction is to be by means of input power or gain reduction and not by an attenuator at the output of the device.

Cet appareillage numérique de la classe B répond à toutes les exigences de l'interférence canadienne causant des réglemets d'équipement.

L'opération est sujette aux deux conditions suivantes: (1) ce dispositif peut ne pas causer l'interférence nocive, et (2) ce dispositif doit accepter n'importe quelle interférence reçue, y compris l'interférence qui peut causer l'opération peu désirée.

La puissance de sortie nominale indiquée par le fabricant pour cet appareil concerne son fonctionnement avec porteuse unique. Pour des appareils avec porteuses multiples, on doit réduire la valeur nominale de 3,5 dB, surtout si le signal de sortie est retransmis et qu'il peut causer du brouillage aux utilisateurs de bandes adjacentes. Une telle réduction doit porter sur la puissance d'entrée ou sur le gain, et ne doit pas se faire au moyen d'un atténuateur raccordé à la sortie du dispositif.

1 For details on the requirements specified in ISED CPC-2-1-05, visit: <http://www.ic.gc.ca/eic/site/smt-gst.nsf/eng/sf08942.html>

2 Pour plus de détails sur les exigences ISED CPC-2-1-05, reportez-vous au site: <http://www.ic.gc.ca/eic/site/smt-gst.nsf/eng/sf08942.html>

Three-Year Product Warranty

Register at www.SureCall.com

SureCall warrants its products for three years from the date of purchase against defects in workmanship and/or materials. Specifications are subject to change. The three-year warranty only applies to products meeting the latest FCC Certification Guidelines stated on 2/20/2013 and going into effect April 30, 2014. A two-year warranty applies to any products manufactured before May 1, 2014.

Products returned by customers must be in their original, un-modified condition, shipped in the original or protective packaging with proof-of-purchase documentation enclosed, and a Return Merchandise Authorization (RMA) number printed clearly on the outside of the shipping container.

Buyers may obtain an RMA number for warranty returns by calling the SureCall Return Department toll-free at 1-888-365-6283. Any returns received by SureCall without an RMA number clearly printed on the outside of the shipping container will be returned to sender. In order to receive full credit for signal boosters, all accessories originally included in the signal booster box must be returned with the signal booster. (The Buyer does not need to include accessories sold in addition to the signal booster, such as antennas or cables.)

This warranty does not apply to any product determined by SureCall to have been subjected to misuse, abuse, neglect, or mishandling that alters or damages the product's physical or electronic properties.

SureCall warrants to the Buyer that each of its products, when shipped, will be free from defects in material and workmanship, and will perform in full accordance with applicable specifications. The limit of liability under this warranty is, at SureCall's option, to repair or replace any product or part thereof which was purchased up to THREE YEARS after May 1, 2014 or TWO YEARS for products purchased before May 1, 2014, as determined by examination by SureCall, prove defective in material and/or workmanship. Warranty returns must first be authorized in writing by SureCall. Disassembly of any SureCall product by anyone other than an authorized representative of SureCall voids this warranty in its entirety. SureCall reserves the right to make changes in any of its products without incurring any obligation to make the same changes on previously delivered products.

As a condition to the warranties provided for herein, the Buyer will prepay the shipping charges for all products returned to SureCall for repair, and SureCall will pay the return shipping with the exception of products returned from outside the United States, in which case the Buyer will pay the shipping charges.

The Buyer will pay the cost of inspecting and testing any goods returned under the warranty or otherwise, which are found to meet the applicable specifications or which are not defective or not covered by this warranty.

Products sold by SureCall shall not be considered defective or non-conforming to the Buyer's order if they satisfactorily fulfill the performance requirements that were published in the product specification literature, or in accordance with samples provided by SureCall. This warranty shall not apply to any products or parts thereof which have been subject to accident, negligence, alteration, abuse, or misuse. SureCall makes no warranty whatsoever in respect to accessories or parts not supplied by it.

Limitations of Warranty, Damages and Liability:

EXCEPT AS EXPRESSLY SET FORTH HEREIN, THERE ARE NO WARRANTIES, CONDITIONS, GUARANTEES, OR REPRESENTATIONS AS TO MERCHANTABILITY, FITNESS FOR A PARTICULAR PURPOSE, OR OTHER WARRANTIES, CONDITIONS, GUARANTEES, OR REPRESENTATIONS, WHETHER EXPRESSED OR IMPLIED, IN LAW OR IN FACT, ORAL OR IN WRITING.

SURECALL AGGREGATE LIABILITY IN DAMAGES OR OTHERWISE SHALL NOT EXCEED THE PAYMENT, IF ANY, RECEIVED BY CELLPHONE-MATE, INC. FOR THE UNIT OF PRODUCT OR SERVICE FURNISHED OR TO BE FURNISHED, AS THE CASE MAY BE, WHICH IS THE SUBJECT OF CLAIM OR DISPUTE. IN NO EVENT SHALL SURECALL BE LIABLE FOR INCIDENTAL, CONSEQUENTIAL, OR SPECIAL DAMAGES, HOWSOEVER CAUSED.

All matters regarding this warranty shall be interpreted in accordance with the laws of the State of California, and any controversy that cannot be settled directly shall be settled by arbitration in California in accordance with the rules then prevailing of the American Arbitration Association, and judgment upon the award rendered may be entered in any court having jurisdiction thereof. If one or more provisions provided herein are held to be invalid or unenforceable under applicable law, then such provision shall be ineffective and excluded to the extent of such invalidity or unenforceability without affecting in any way the remaining provisions hereof.

48346 Milmont Drive
Fremont, California 94538, USA
888.365.6283
www.surecall.com

SureCall has made a good faith effort to ensure the accuracy of the information in this document and disclaims the implied warranties of merchantability and fitness for a particular purpose and makes no express warranties, except as may be stated in its written agreement with and for its customers. SureCall shall not be held liable to anyone for any indirect, special or consequential damages due to omissions or errors. The information and specifications in this document are subject to change without notice.

© 2018. All Rights Reserved. All trademarks and registered trademarks are the property of their respective owners.

SureCall

48346 Millmont Drive
Fremont, CA 94538 USA

www.SureCall.com | 888.365.6283 | support@surecall.com