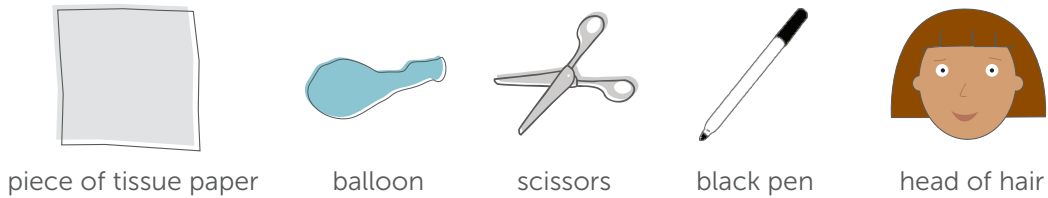


Dancing Ghost

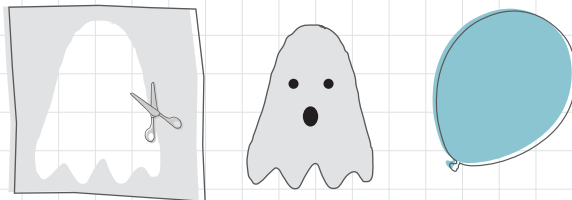
Make a tissue ghost magically dance and float in this spook-fuelled science experiment.

Materials for your experiment:




Ask a grown-up to help!

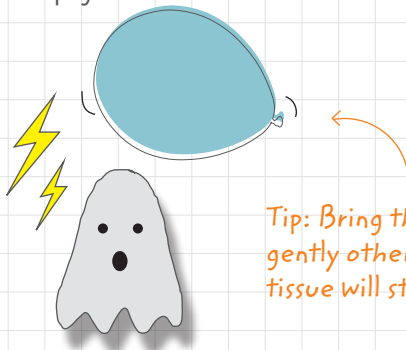
Tip: Rub the balloon until hairs start to rise.



- 1** Cut out a spooky ghost shape from the tissue, draw a scary face on it and blow up your balloon.



- 2** Rub the balloon on top of a head of hair (yours or someone else's!). This will add static charge.



Tip: Bring the balloon down gently otherwise the ghost tissue will stick!

- 3** Wave the balloon above the tissue ghost.



Tip: tape the very bottom of the ghost to a table to make it rise without sticking to the balloon.

- 4** Watch your ghost dance and float!

WHAT'S GOING ON?

Super tiny electrons (invisible to the eye!) with a negative charge build up on the surface of the balloon as you rub it over your hair. These negative electrons have the power to pull very light objects with a positive charge, such as your hair and the tissue ghost, towards them!

Send us photos and videos of your creations

/TrunkarooUK /Trunkaroo @Trunkaroo

hello@trunkaroo.com www.trunkaroo.com #trunkaroo

More printable activities on our website