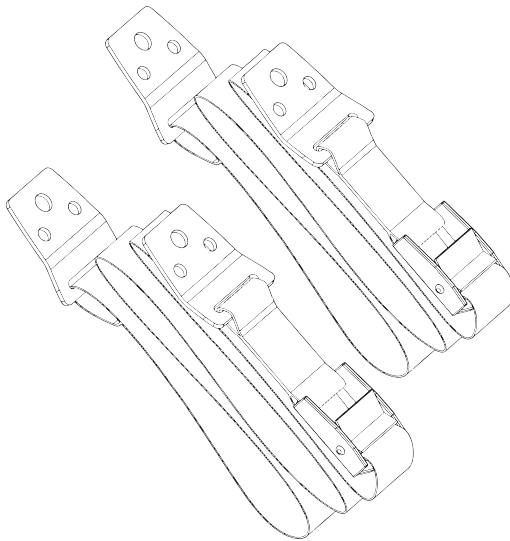




---

## Anti-tip Dual Cable Safety Strap Kit

### Instruction Manual



**SKU: STAND-SK02**



Scan the QR code with your mobile device or follow the link for helpful videos and specifications related to this product.

<https://vivo-us.com/products/stand-sk02>

---

GET IN TOUCH | Monday-Friday from 7:00am-7:00pm CST



help@vivo-us.com



www.vivo-us.com  
*Chat live with an agent!*

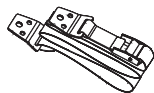


309-278-5303

# **WARNING!**

If you do not understand these directions, or if you have any doubts about the safety of the installation, please call a qualified technician. Check carefully to make sure there are no missing or defective parts. Improper installation may cause damage or serious injury. Do not use this product for any purpose that is not explicitly specified in this manual. Do not exceed weight capacity. We cannot be liable for damage or injury caused by improper mounting, incorrect assembly or inappropriate use.

## PACKAGE CONTENTS



**A** (x2)  
Security  
Strap



**S-A** (x2)  
M8x20 Screw



**S-B** (x2)  
M8x14 Screw



**S-C** (x2)  
M6x12 Screw



**S-D** (x2)  
M5x12 Screw



**S-E** (x2)  
M4x12 Screw



**S-F** (x4)  
D5 Washer



**S-G** (x4)  
ST4.2x38 Screw



**S-H** (x4)  
ST4.2x25 Screw

NOTE: Not all hardware will be used.

## **WARNING: CHOKING HAZARD**

SMALL PARTS - NOT FOR CHILDREN UNDER 3 YEARS.  
ADULT SUPERVISION IS REQUIRED.

## TOOLS NEEDED

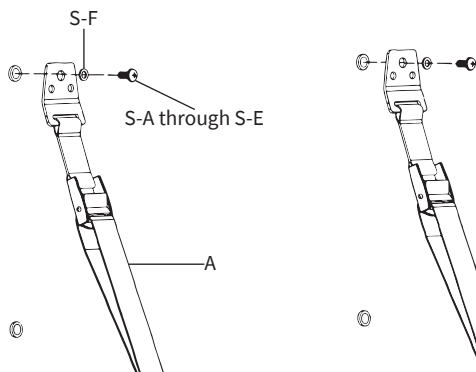


**Phillips  
Screwdriver**

## ASSEMBLY STEPS

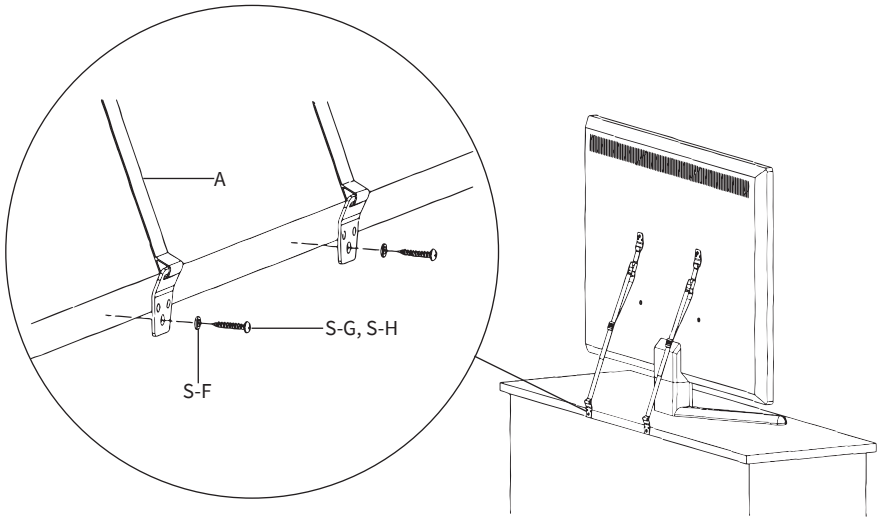
### STEP 1

Align Security Straps (**A**) with the top VESA holes in the back of the TV, and secure using Screws (**S-A through S-E**). D5 Washer (**S-F**) may also be required.



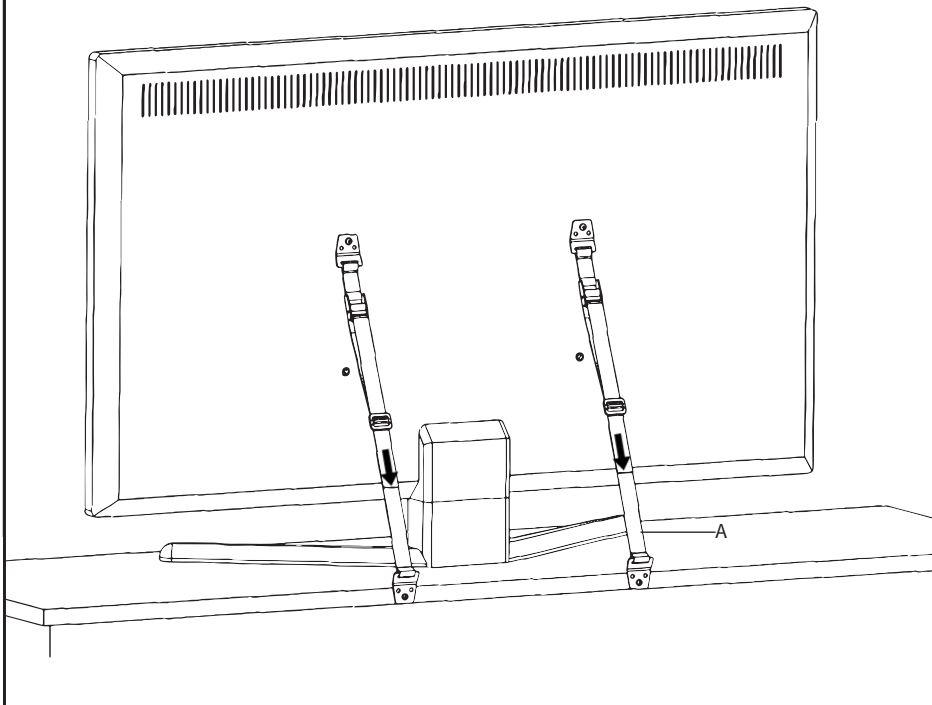
## STEP 2

Attach the other ends of Straps **(A)** to the back of the entertainment center using ST4.2x38 Screws **(S-G)** or ST4.2x25 Screws **(S-H)** and D5 Washers **(S-F)**. Secure using a phillips screwdriver.



## STEP 3

Pull the end of Security Straps **(A)** to snug them in place.





Open **Monday - Friday 7:00am - 7:00pm** CST,  
our dedicated support team can offer immediate assistance with rapid response times. If any parts are received damaged or defective, please contact us. We are happy to replace parts to ensure you have a fully functioning product.



309-278-5303

**AVG. RESOLUTION TIME** (*within office hrs*): **5M 4S**



[www.vivo-us.com](http://www.vivo-us.com)  
*Chat live with an agent!*

**AVG. RESOLUTION TIME** (*within office hrs*): **< 15 M**



[help@vivo-us.com](mailto:help@vivo-us.com)

**AVG. RESPONSE TIME** (*within office hrs*): **1HR 8M**

- 23% within < 15m
- 38% within < 30m
- 61% within < 1hr
- 83% within < 2hr
- 92% within < 3hr