




Universal Microphone VESA Adapter Kit

Instruction Manual



SKU: MOUNT-V00MIC



Scan the QR code with your mobile device or follow the link for helpful videos and specifications related to this product.

<https://vivo-us.com/products/mount-v00mic>

GET IN TOUCH | Monday-Friday from 7:00am-7:00pm CST



help@vivo-us.com



www.vivo-us.com
Chat live with an agent!



309-278-5303

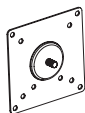
WARNING!

If you do not understand these directions, or if you have any doubts about the safety of the installation, please call a qualified technician. Check carefully to make sure there are no missing or defective parts. Improper installation may cause damage or serious injury. Do not use this product for any purpose that is not explicitly specified in this manual. Do not exceed weight capacity. We cannot be liable for damage or injury caused by improper mounting, incorrect assembly or inappropriate use.

WARNING: CHOKING HAZARD

SMALL PARTS - NOT FOR CHILDREN UNDER 3 YEARS. ADULT SUPERVISION IS REQUIRED.

PACKAGE CONTENTS



A (x1)
VESA Adapter



B (x1)
Mic Clamp



C (x1)
Mounting Post



D (x1)
5/8" Threaded Mount



E (x1)
3/8" Adapter



S-A (x4)
M4x8 Screw



S-B (x4)
M4 Nut



T-A (x1)
Wrench



T-B (x1)
3mm Allen Wrench

TOOLS NEEDED

NOTE: SOME HARDWARE INCLUDED MAY NOT BE USED.



**Phillips
Screwdriver**



Drill

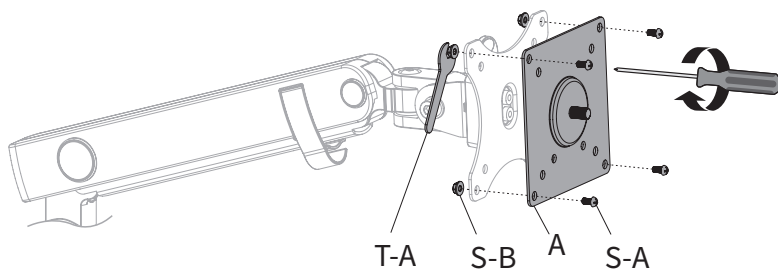


Pencil

ASSEMBLY STEPS

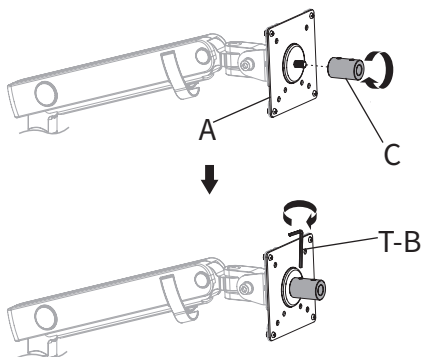
STEP 1

Mount VESA Adapter (**A**) to monitor mount using M4x8 Screws (**S-A**) and Nuts (**S-B**). Tighten using Phillips screwdriver and Wrench (**T-A**).



STEP 2

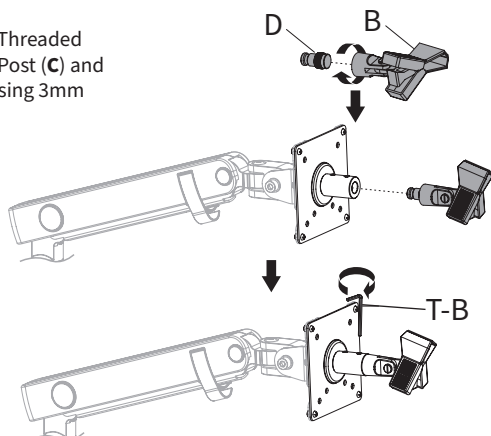
Thread Mounting Post (C) onto VESA Adapter (A). Tighten set screw in Mounting Post (C) closest to VESA Adapter (A) using 3mm Allen Wrench (T-B).



STEP 3

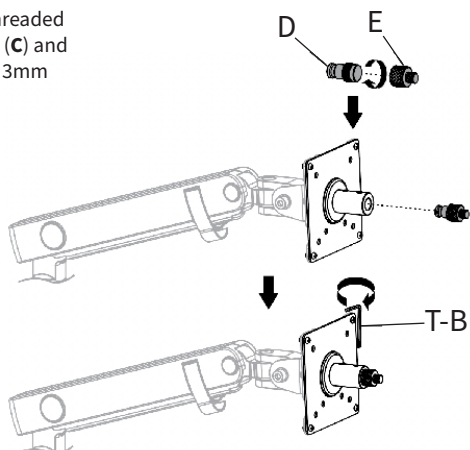
OPTION A:

Thread Mic Clamp (B) onto 5/8" Threaded Mount (D). Insert into Mounting Post (C) and secure by tightening set screw using 3mm Allen Wrench (T-B)



OPTION B:

Thread 3/8" Adapter (E) onto 5/8" Threaded Mount (D). Insert into Mounting Post (C) and secure by tightening set screw using 3mm Allen Wrench (T-B)





Love your new VIVO setup and want to share?
Tag us in your photo! **@vivo_us**

LAST UPDATED: 03/23/2021
REV1.0



Open **Monday - Friday 7:00am - 7:00pm CST**,
our dedicated support team can offer immediate assistance with rapid response times. If any
parts are received damaged or defective, please contact us. We are happy to replace parts to
ensure you have a fully functioning product.



309-278-5303

AVG. RESOLUTION TIME *(within office hrs):* **5M 4S**



www.vivo-us.com
Chat live with an agent!

AVG. RESOLUTION TIME *(within office hrs):* **< 15 M**



help@vivo-us.com

AVG. RESPONSE TIME *(within office hrs):* **1HR 8M**

- 23% within < 15m
- 38% within < 30m
- 61% within < 1hr
- 83% within < 2hr
- 92% within < 3hr

FOR MORE VIVO PRODUCTS, CHECK OUT OUR WEBSITE AT: www.vivo-us.com