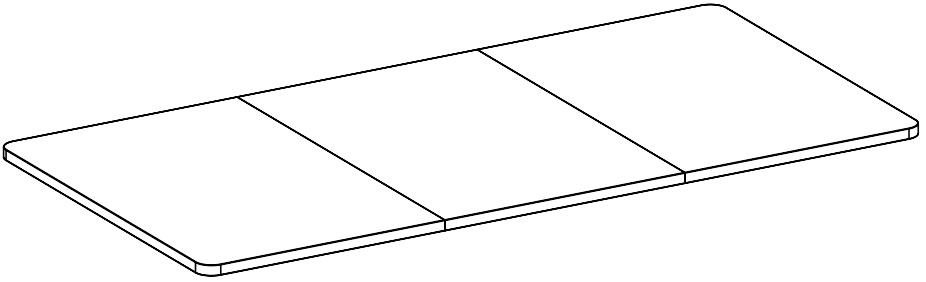


---

## 71" x 36" Table Top

Instruction Manual



**SKU: DESK-TOP72-36B/C/D/G/N/W**



Scan the QR code with your mobile device or follow the link for helpful videos and specifications related to this product.

**<https://vivo-us.com/products/desk-top72-36b>**

---

**GET IN TOUCH** | Monday-Friday from 7:00am-7:00pm CST



help@vivo-us.com



www.vivo-us.com  
*Chat live with an agent!*



309-278-5303

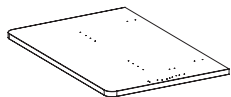
 **WARNING!**

If you do not understand these directions, or if you have any doubts about the safety of the installation, please call a qualified technician. Check carefully to make sure there are no missing or defective parts. Improper installation may cause damage or serious injury. Do not use this product for any purpose that is not explicitly specified in this manual and do not exceed weight capacity. We cannot be liable for damage or injury caused by improper mounting, incorrect assembly, or inappropriate use.

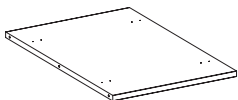
 **WARNING: CHOKING HAZARD**

SMALL PARTS - NOT FOR CHILDREN UNDER 3 YEARS. ADULT SUPERVISION IS REQUIRED.

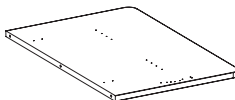
**PACKAGE CONTENTS**



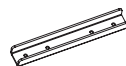
**A** (x1)  
Right Panel



**B** (x1)  
Middle Panel



**C** (x1)  
Left Panel



**D** (x4)  
Support Bar



**S-A** (x6)  
Wooden  
Dowel Pin



**S-B** (x16)  
ST4.2x20mm  
Screw

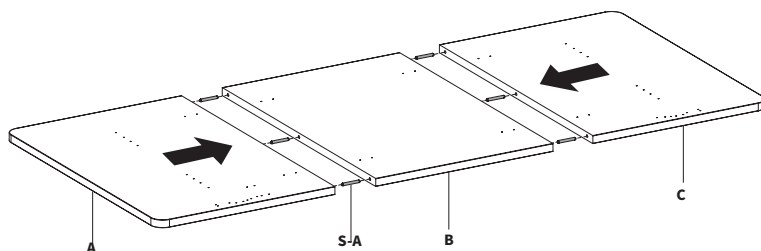
**TOOLS NEEDED**



# ASSEMBLY STEPS

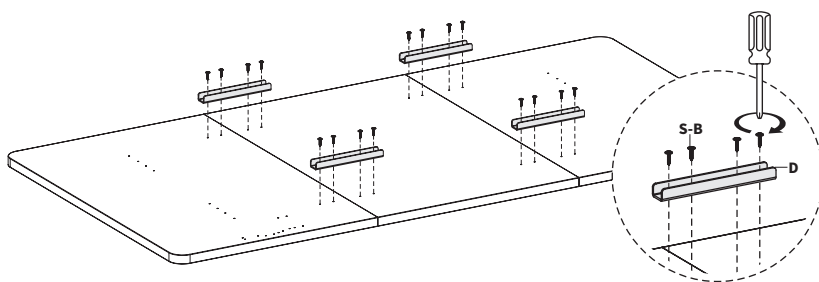
## STEP 1

Place Desktop Panels (**A, B, C**) upside down on a protective surface and insert Wooden Dowel Pins (**S-A**) into Middle Panel (**B**). Connect Left Panel (**A**) and Right Panel (**C**) to Middle Panel (**B**) using Wooden Dowel Pins (**S-A**).



## STEP 2

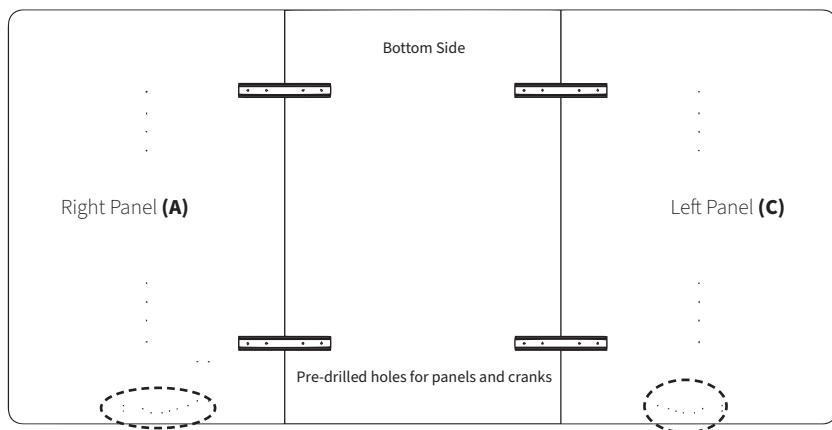
Attach Support Bars (**D**) to desktop assembly using ST4.2x20mm Screws (**S-B**) and a phillips screwdriver.



## STEP 3

Desk frame can now be installed onto desk top. For VIVO frames, pre-drilled holes have been included for most control panels and crank handles.

Note that holes for some control panels and cranks are not pre-drilled. In this case, you must drill your own.





Open **Monday - Friday 7:00am - 7:00pm** CST,  
our dedicated support team can offer immediate assistance with rapid response times. If any parts are received damaged or defective, please contact us. We are happy to replace parts to ensure you have a fully functioning product.



309-278-5303

**AVG. RESOLUTION TIME** (*within office hrs*): **5M 4S**



[www.vivo-us.com](http://www.vivo-us.com)  
*Chat live with an agent!*

**AVG. RESOLUTION TIME** (*within office hrs*): **< 15 M**



[help@vivo-us.com](mailto:help@vivo-us.com)

**AVG. RESPONSE TIME** (*within office hrs*): **1HR 8M**

- 23% within < 15m
- 38% within < 30m
- 61% within < 1hr
- 83% within < 2hr
- 92% within < 3hr