




Love your new VIVO setup and want to share?
Tag us in your photo! @vivo_us


LAST UPDATED: 5/14/2024

REV2
v1.0




48" x 30" Table Top

SKU: DESK-TOP48-30B/C/D/G/N/P/W



Installing to Desk Frame

This desktop is pre-drilled to match the mounting holes in most VIVO electric desk frames with two legs. Some frames will not fit these holes. In this case, you will need to drill your own to match your frame. Mount the desktop to the desk frame using screws. If using a VIVO desk frame, make sure to orientate the desktop so the control panel/manual crank pilot holes are facing the front. Please note that mounting screws are not included with this desktop. Use the mounting hardware included with your standing desk frame to mount the desktop.



WARNING!

If you do not understand these directions, or if you have any doubts about the safety of the installation, please contact our product support team at 309-278-5303 or help@vivo-us.com for further assistance. Check carefully to make sure there are no missing or defective parts. Improper installation may cause damage or serious injury. Do not use this product for any purpose that is not explicitly specified in this manual. Do not exceed weight capacity. We cannot be liable for damage or injury caused by improper mounting, incorrect assembly or inappropriate use.

Open **Monday - Friday 7:00am - 7:00pm CST**,
our dedicated support team can offer immediate assistance with rapid response times. If any parts are received damaged or defective, please contact us. We are happy to replace parts to ensure you have a fully functioning product.



309-278-5303

AVG. RESOLUTION TIME (within office hrs): **5M 4S**



www.vivo-us.com
Chat live with an agent!

AVG. RESOLUTION TIME (within office hrs): **< 15 M**



help@vivo-us.com

AVG. RESPONSE TIME (within office hrs): **1HR 8M**

Assembly Video & Product Info

www.vivo-us.com/products/desk-top48-30b

