



Chantilly Shawl

Level: Intermediate

FINISHED MEASUREMENTS

Depth at Center: 29"

Length: 74"

MATERIALS

Premier® Yarns DK Colors® (100% anti-pilling acrylic; 140gm/383 yds)

- #1071-01 Rose Garden – 2 balls

Needle: US Size 7 (4.5 mm) 24" or longer circular needle *or size needed to obtain gauge*

Notions: Tapestry needle

GAUGE

16 sts x 24 rows = 4" in St st, blocked

Save time, check your gauge.

PATTERN NOTES

The shawl is worked from the neck down. Lace section is both written line by line and charted.

SHAWL

Cast on 4 sts.

Knit 10 rows. Pick up and knit 5 sts along long edge of piece, then pick up and knit 4 sts along cast on edge – 13 sts.

Row 1 (WS): K3, yo, [kfb] 7 times, yo, k3 – 22 sts.

Row 2: Knit.

Row 3: K4, purl to last 4 sts, k4.

Row 4: K3, yo, knit to last 3 sts, yo, k3 – 2 sts inc'd.

Row 5: K4, yo, purl to last 4 sts, yo, k4 – 2 sts inc'd.

Repeat Rows 4-5, 39 more times – 182 sts.

Lace Section

Row 1 (RS): K3, yo, *ssk, k3, yo, ssk, yo, k1, yo, k2tog, yo, k3, k2tog, k1; rep from * to last 3 sts, yo, k3.

Row 2 and all WS rows: K4, yo, purl to last 4 sts, yo, k4.

Row 3: K3, yo, k2, *ssk, k2, yo, ssk, yo, k3, yo, k2tog, yo, k2, k2tog, k1; rep from * to last 5 sts, k2, yo, k3.

Row 5: K3, yo, k4, *ssk, k1, yo, ssk, yo, k5, yo, k2tog, yo, k1, k2tog, k1; rep from * to last 7 sts, k4, yo, k3.

Row 7: K3, yo, k3, yo, k2tog, k1, *ssk, yo, ssk, yo, k7, yo, k2tog, yo, k2tog, k1; rep from * to last 9 sts, ssk, yo, k4, yo, k3.

Row 9: K3, yo, k2, yo, k3, k2tog, k1, *ssk, k3, yo, ssk, yo, k1, yo, k2tog, yo, k3, k2tog, k1; rep from * to last 11 sts, ssk, k3, yo, k3, yo, k3.

Row 11: K3, yo, k3, yo, k2tog, yo, k2, k2tog, k1, *ssk, k2, yo, ssk, yo, k3, yo, k2tog, yo, k2, k2tog, k1; rep from * to last 13 sts, ssk, k2, yo, ssk, yo, k4, yo, k3.

Row 13: K3, yo, k6, yo, k2tog, yo, k1, k2tog, k1, *ssk, k1, yo, ssk, yo, k5, yo, k2tog, yo, k1, k2tog, k1; rep from * to last 15 sts, ssk, k1, yo, ssk, yo, k7, yo, k3.

Row 15: K3, yo, k9, [yo, k2tog] twice, k1, *ssk, yo, ssk, yo, k7, [yo, k2tog] twice, k1; rep from * to last 17 sts, [ssk, yo] twice, k7, yo, k2tog, k1, yo, k3.

Row 16: K4, yo, p to 4 sts before end of row, yo, k4.

Repeat Rows 1-16 once more – 246 sts.

Chantilly Shawl

project continued

By Premier Yarns Design Team

Border

Rows 1-2: Knit.

Rows 3 & 5 (RS): Knit.

Rows 4 & 6: K3, purl to last 3 sts, k3.

Rows 7-8: Knit.

Row 9: K3, * ssk, k3, yo, ssk, yo, k1, yo, k2tog, yo, k3, k2tog, k1; rep from * to last 3 sts, k3.

Row 10 and all WS rows: K3, purl to last 3 sts, k3.

Row 11: K3 *ssk, k2, yo, ssk, yo, k3, yo, k2tog, yo, k2, k2tog, k1; rep from * to 3 sts, k3.

Row 13: K3, *ssk, k1, yo, ssk, yo, k5, yo, k2tog, yo, k1, k2tog, k1; rep from * to last 3 sts, k3.

Row 15: *K1, kfb; rep from * across – 369 sts.

Row 16: Purl.

Bind off loosely.

FINISHING

Weave in ends. Pin out shawl, stretching lace firmly to open and shape shawl. Carefully steam block and allow shawl to dry (do not let iron or steamer head touch fabric, hold 1-2" above to prevent over blocking).

Abbreviations

inc'd increased

k2tog knit 2 sts together (1 st dec'd)

p purl

rep repeat

RS right side

ssk slip, slip, knit slipped sts together (1 st dec'd)

st(s) stitch(es)

WS wrong side

yo yarn over









Chantilly Shawl

project continued

By Premier Yarns Design Team

Legend

-  RS: K; WS: P
-  K2tog
-  RS: P; WS: K
-  Ssk
-  Yo
-  Repeat

