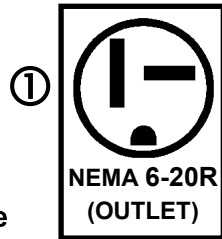


SPECS + PRE-INSTALLATION REQUIREMENTS FOR THE SIMONELLI APPIA LIFE 2-GROUP FULL-SIZE

2020-JUNE

ELECTRICAL REQUIREMENTS

- ❑ 220 VOLTS / 20 AMPS (actual 3350W / 16A)
- ❑ NEMA 6-20 receptacle ①
- ❑ Standard 110 VOLT receptacle within 2' (60cm) of Grinder(s)



WATER REQUIREMENTS

- ❑ 1/2" dedicated COLD water line with shut-off valve and 3/8" compression fitting ②
- ❑ SHUT-OFF ② MUST ALWAYS BE EASILY ACCESSIBLE IN CASE OF EMERGENCY
- ❑ Water softening is mandatory if hardness is higher than 3 GPG (51ppm). Zuccarini installs a BWT in-line water softener ④ but if using REVERSE OSMOSIS (RO) etc., you must maintain 3-6 BARS of water pressure at machine

DRAINAGE REQUIREMENTS

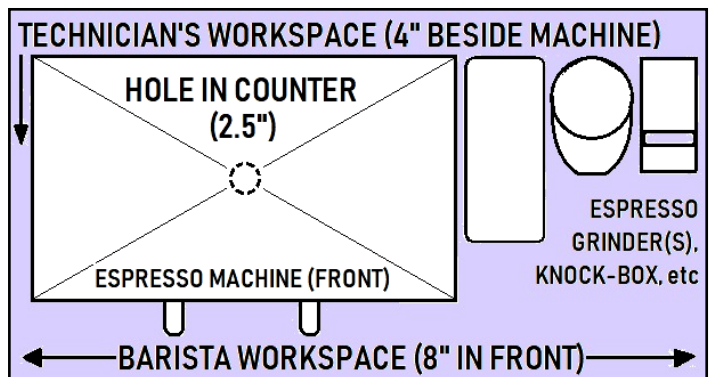
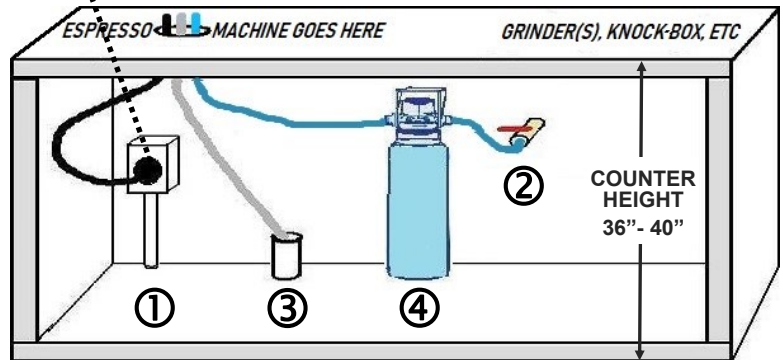
- ❑ Minimum 1" (2.5cm) diameter open gravity drain within 3' (1 metre) of machine ③
- ❑ Drain hose (we provide) must always run DOWNWARDS (never bending upwards)

COUNTER REQUIREMENTS

- ❑ Minimum 2.5" (7cm) hole in the counter beneath the machine for power supply, cold water & drain hose:
 - hole should be directly in the center of the machine or slightly center/back
 - IF YOUR COUNTER-TOP IS MADE OF STONE OR METAL, THE HOLE MUST BE DRILLED BEFORE OUR TECHNICIAN ARRIVES TO INSTALL YOUR MACHINE
- ❑ Leave space under the counter between cold water shut-off ② and espresso machine for Water Softener ④ (max. 30" x 8" x 8" / 75x20x20cm vertical OR horizontal) which must be accessible for regular replacement
- ❑ Allow a minimum 4" (10cm) of workspace for Technician beside machine for service access
- ❑ Allow a minimum of 8" (20cm) of workspace for Barista in front of machine PLUS space for Espresso Grinder(s) and a Knock Box, etc to be placed on or installed into counter-top beside machine (right or left)
- ❑ Suggested counter height is 36" to 40" (1 metre); if taller, it is suggested you install/place a step or riser
- ❑ Allow a min. 12" (30cm) clearance above machine

COUNTER SPACE REQUIREMENTS

Width: 31" (78cm) Depth: 21.5" (54.5cm)
Height: 20" (50cm) Weight: 119lb (54kg)



FAILURE TO HAVE SITE PREPARED AT TIME OF INSTALLATION APPOINTMENT WILL CAUSE DELAYS & RESULT IN ADDITIONAL SERVICE & TRAVEL CHARGES.

