



**Rubber Designs**   
Better for the earth. Better for you.

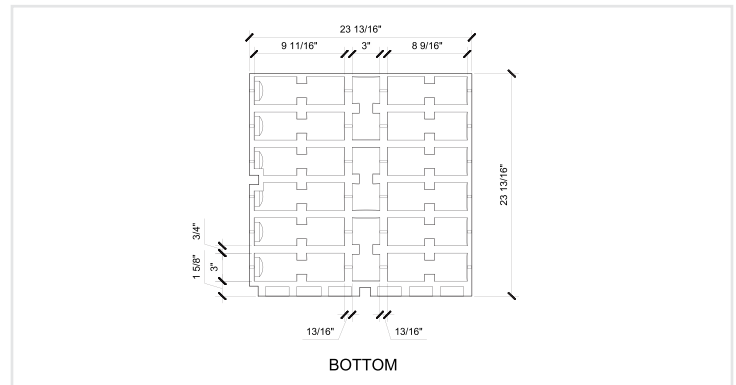
# INTERLOCKING TILES

## FEATURES



Interlocking Rubber Tiles are designed for playground and recreational use. The tile are equipped with a built-in alignment foot which allows for precise installation. The locking mechanism runs the entire perimeter to provide a more secure installation and will help minimize any curling or tile separation.

## SPECIFICATIONS

- Available in varying thicknesses to meet critical fall heights up to 10 feet
- ADA accessible ramps, tiles, and edges available
- 2.25" - 4' fall - 26 lbs  
2.75" - 6' fall - 29 lbs  
3.25" - 8' fall - 31 lbs  
4.25" - 10' fall - 39 lbs
- Tiles are available in colored standard buffing top and EPDM topped tiles. Refer to the color chart for a complete list of options.



Available Accessories Include:  
ADA Accessible Ramps  
Corners  
U-Locks and Filler Sticks



45% GRAY  
45% BLUE  
10% BLACK MESH



To verify product certification,  
visit [www.ipema.org](http://www.ipema.org)

**706-383-7528**  
[www.rubberdesigns.com](http://www.rubberdesigns.com)