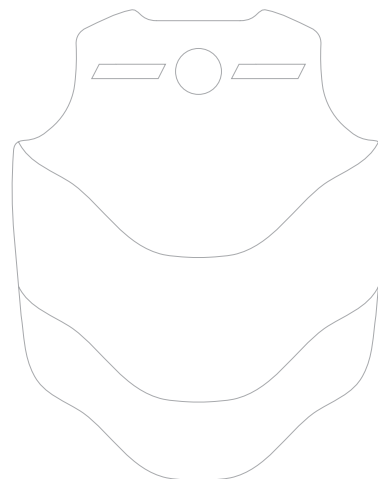


Congratulations on purchasing your 2020 Armor Vest!
Our mission is to inspire people to fall in love with martial arts and help them reach their full potential.
May this next step in your journey help push you forward.

- Master Ali Ghafoor, Founder and CEO



20 20 ARMOR

VEST OPERATIONAL GUIDE

TURN ON/OFF

Click and hold blue Game Mode Button ⚙️ for 3 seconds to turn vest on/off.

The vest auto shuts off after 5 mins of inactivity.

CHARGE BATTERY

To re-charge the 2020 Armor vest, use the supplied USB charger. The charging port is located at the back of the vest under a velcro flap.

To fully charge from an empty battery takes 1-2 hours. A full battery lasts 6 hours of usage.

PAIR WITH ANOTHER VEST

If you selected any of the Two Player Game Modes (#1-5) press the green Play ▶ button to enter the unit into Sync Mode.

Simultaneously double-tap the center light rings of both units to pair the two vests together.

To see video tutorials, go to 2020armor.com/start

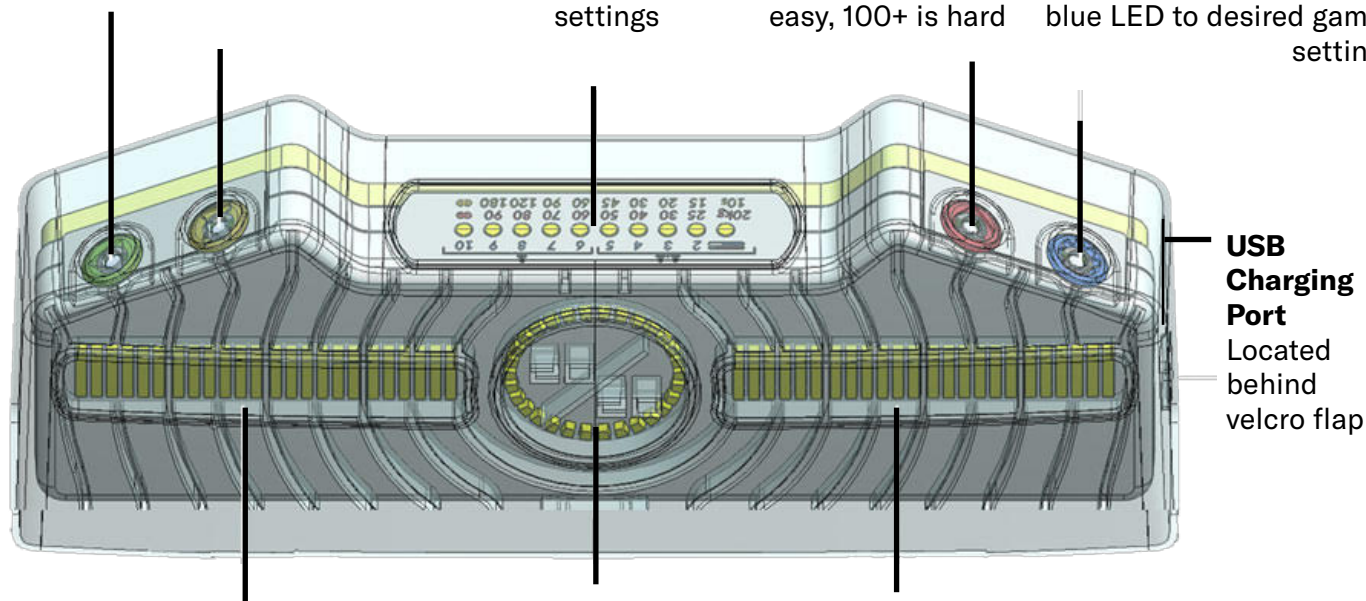
Play Button ▶
Starts the game.

Timer Button ⌚
Sets the length of the game in seconds

Interface Display
Displays the selected game mode, health & time settings

♥ Health Button
This controls the sensitivity of the sensor. 20kg is easy, 100+ is hard

⚙️ Game Mode Button
Click and hold for 3 seconds to turn vest on/off. Each press will move blue LED to desired game setting



Health Bar Display 1

Timer Display

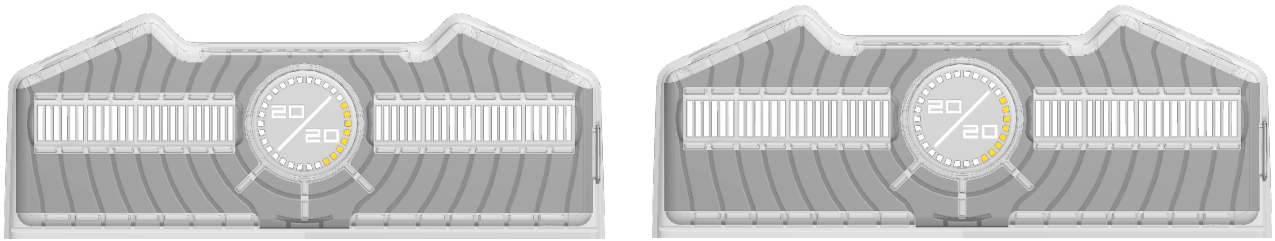
Health Bar Display 2

USB Charging Port
Located behind velcro flap

To check your battery charge, press and hold the red Health ❤️ button. The Interface Display menu will turn green indicating full charge, yellow for half charge and red for low charge.

If you have a 2020 Armor headgear, please turn on both 2020 Armor vest, and headgear. **Tap the headgear against the vest to pair them together.**

PAIRING TWO 2020 ARMOR VESTS



If you selected games 1-5 and pressed play, the vests will go into Sync Mode. The center display will feature a spinning ring, indicating that the unit is waiting for you to pair it with a partner. Step together with your partner and bump chests or simultaneously double-tap the center light rings of both units to pair the two vests together.

⚙️ If the Game Mode setting does not match between both players, both units will flash blue, indicating that your selected Game Modes have resulted in an unsuccessful sync. Make sure both players Game Mode settings match, and re-attempt.

❤️ The sensor sensitivity setting applies to its own vest only. This is for the purpose of making intentional mismatches possible.

i.e. If Player 1 sets 20Kg and Player 2 sets 80Kg, Player 2 will have the advantage.

⌚ If the Timer setting does not match between both players, the units will apply the lesser of the settings to the match.

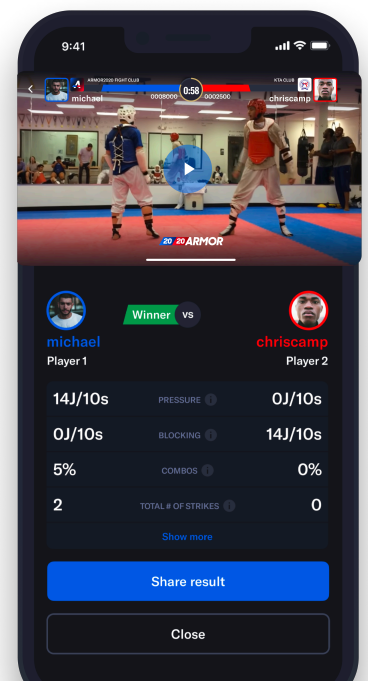
i.e. If Player 1 selects 30s and Player 2 selects 60s, the match will last 30 seconds.

CONNECTING THE MOBILE APP

Compete with the community in exciting games. Training classes are led by Olympians and world class instructors. Our built in leaderboards and goal tracking is designed to keep you focused, engaged and unlock your full potential.

You can download the 2020 Armor mobile app from the Apple or Google Play Store. Please open the store and search for "2020 Armor".

Please watch our video tutorials on how to operate your 2020 Armor products at 2020armor.com/start



Have questions, issues or need some help? You can reach us at support@2020armor.com 1-844-963-2020 | 2020armor.com/start