

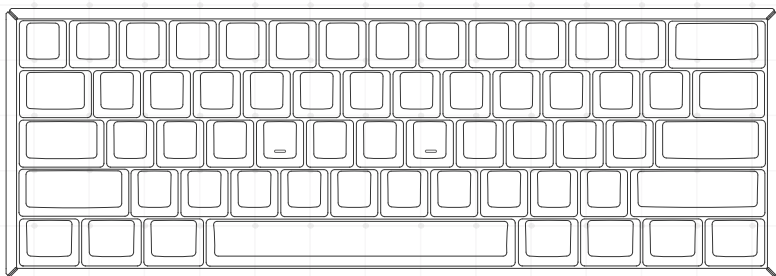


# F60 SERIES

**MECHANICAL KEYBOARDS**

**User Guide**

**使用说明书**



**New Design  
New Series**


Designed by IQUNIX

# English Version

Start Reading →

Please read this manual guide and cautions to ensure that using this product correctly.

## Details



**A** Type-C Port

**B** Indicator

**C** Feet

**D** Silicone Pads

# Product Specification

**Product Name:** F60

**Keyboard Type:** Mechanical Keyboard

**Key Quantity:** 61 Keys

**Keyboard Material:** Aluminum Alloy Case + PBT Keycaps

**Character Technology:** Dye Sublimation

**Large Key Structure:** Costar Stabilizers

**Rating:** 5V=1A

**Connect Interface:** USB Type-C

**Cable Length:** 180cm




**Dimensions:** 295×104.5×33.5mm


**Phone:** (+86) 400-1788-905

**Web:** [www.IQUNIX.store](http://www.IQUNIX.store)

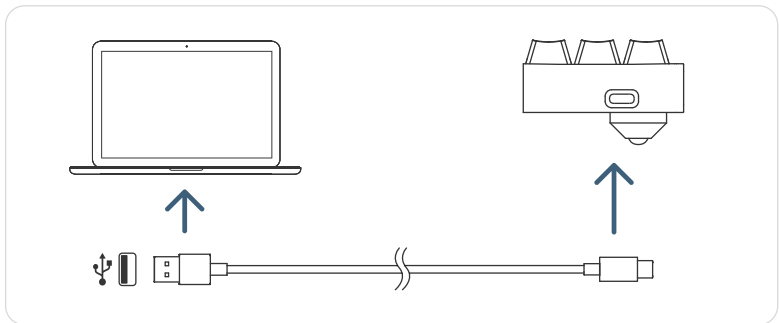
**Support E-mail:** [support@iqunix.store](mailto:support@iqunix.store)

# LED Indicator Status Description

 White Light Blinks 5 Times	 White Light On	 White Light Blinks 3 Times
<b>Reset to Default</b>	<b>CapsLock On</b>	<b>Keys Combinations Switching</b>



## Wired Connection Mode




- 1 Plug the USB cable into your device.
- 2 Start using your keyboard.

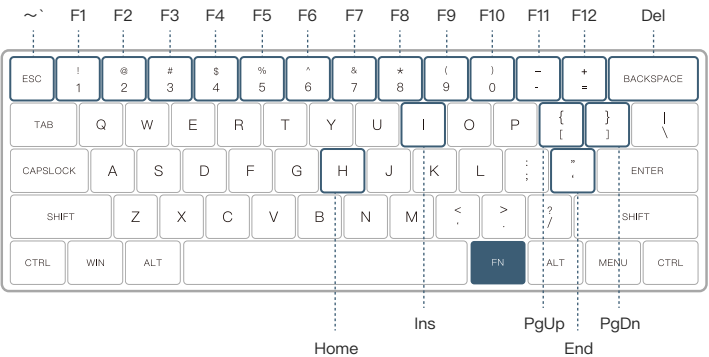
# Mac / Windows Layout Switching



Hold for 5 seconds to switch the layout between macOS and windows systems.

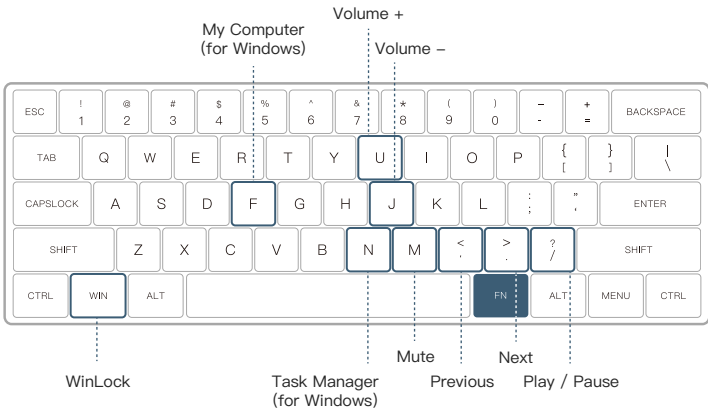


## FN Keys Combinations




FN

# Function Keys Combinations



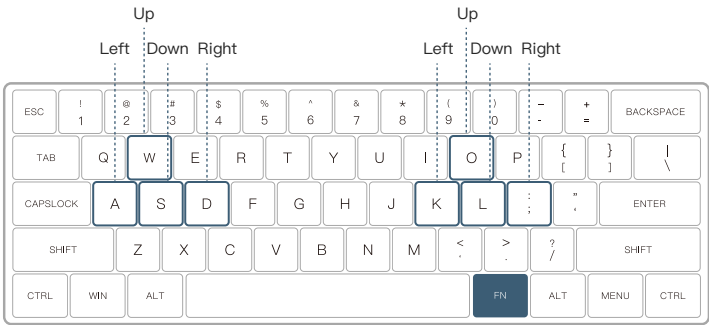
FN

# LED Keys Combinations (RGB Version)





# Arrow Keys Combinations



# Special Keys Combinations (Hold for 5 Seconds)

MAC / Windows  
Layout Switching



Swap CapsLock  
with Left Ctrl



Reset to Default

Arrow Keys On / Off



To learn more details, please reach out to us on official website and social media.

Official website: [www.IQUNIX.store](http://www.IQUNIX.store)

Follow us:  
IQUNIX



Download IQUNIX  
Official App





# 简体中文版

开始阅读使用 →

使用前请仔细阅读此说明书和注意事项  
以保证您能正确的使用此产品

## 自产品细节



A Type-C接口

B 指示灯

C 脚撑

D 硅胶垫

# 基本参数

**产品名称：** IQUNIX F60 2020 缤纷版

**产品型号：** F60 2020

**保修期限：** 12个月

**连接方式：** USB有线

**支持系统：** Windows、macOS、Linux

**执行标准：** Q/YSFB 012—2020

**产品重量：** 790g

**产品尺寸：** 295.2mm\*103.5mm\*40mm

**制造商：** 深圳市银色风暴科技有限公司


**官方网址：** [www.iQunix.com](http://www.iQunix.com)

**服务电话：** 400-1788-905

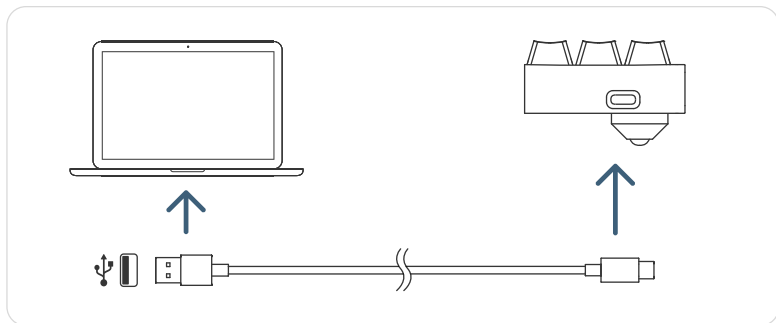
**官方联系邮箱：** [Hello@iQunix.com](mailto:Hello@iQunix.com)

# ☀ 指示灯颜色和状态说明

 白色灯光 闪烁5次	 白色灯光 长亮	 白色灯光 闪烁3次
恢复出厂设置	Caps Lock开启	组合键长按切换



## 🔗 有线连接



- 1 将数据线USB-A端接入电脑；
- 2 将数据线USB-C端接入键盘；
- 3 开始使用您的键盘。

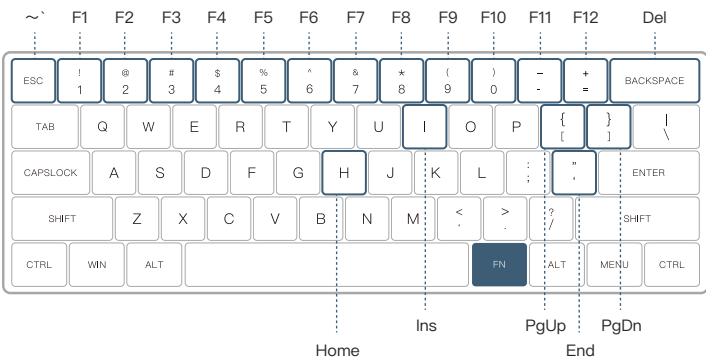
# 切换为MAC布局对应的按键



长按5秒即可切换Mac、Windows系统键位布局

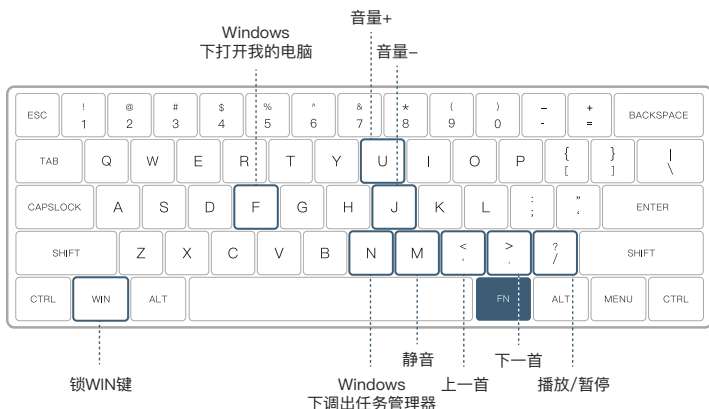


## FN 按键组合键




FN

## 多媒体功能组合键



FN

## 灯光组合键 (RGB版)



FN


# 方向组合键



FN

# 特殊组合键 (长按5秒实现)

Mac、Windows  
系统键位布局切换



CapsLock和  
左Ctrl互换

恢复出厂设置





了解更多详细信息请关注官方  
微信公众号或下载IQUNIX APP



官方微信公众号



官方APP



Brand/品牌:

**IQUNIX**

Origin/产地:

**中国**

**China**

Manufacturer/制造商:

**深圳市银色风暴科技有限公司**

**Shenzhen silver storm Technology Co., Ltd**

Service telephone/服务热线:

**400-1788-905**