


F96 SERIES

MECHANICAL KEYBOARDS

User Guide

使用说明书



New Design
New Series


Designed by IQUNIX

English Version

Start Reading →

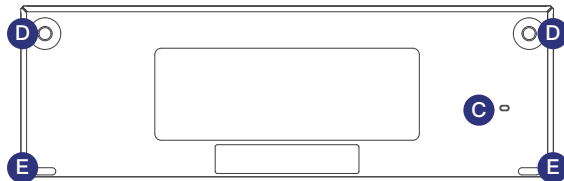
Please read this manual guide and cautions to ensure that using this product correctly.

Details



A Type-C Port

B Indicator



C Mode Switch
(Wireless Version)

D Feet

E Silicone Pads

Product Specification

Product Name: F96

Keyboard Type: Mechanical Keyboard

Key Quantity: 100 Keys

Keyboard Material: Aluminum Alloy Case + PBT Keycaps

Dimensions: 372x123.5x42mm

Rating: 5V-1A

Connect Interface: USB Type-C

Cable Length: 180cm

Large Key Structure: Costar Stabilizers




Phone: (+86) 400-1788-905




Web: www.IQUNIX.store


Support E-mail: support@iqunix.store

LED Indicator Status Description

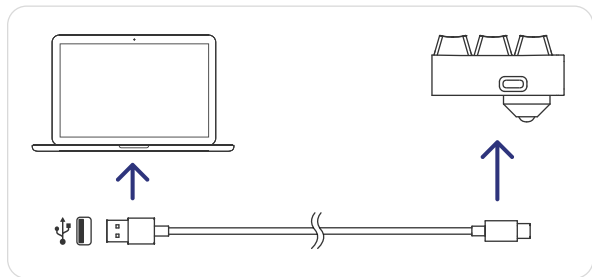
The indicator lights are located between G and H Keys


		
Red Lights	Blue Lights	White Lights
Less than 10% (Wireless Mode)	Pairing Status	Combination Key Switching

		
Turquoise Lights	Yellow Lights	Purple Lights
Device No.1	Device No.2	Device No.3

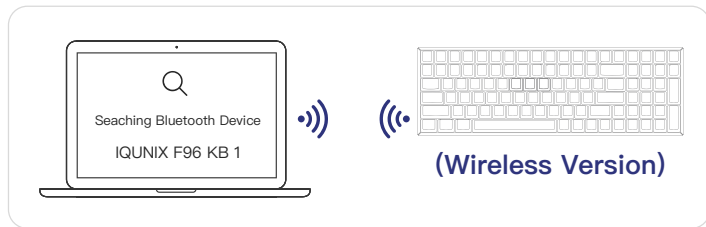



🔌 Wired Connection Mode



- 1 For Wireless Version, toggle the keyboard Mode Switch to wired side. 
- 2 Plug the USB cable into your device.

🔊 Bluetooth Connection Mode



- 1 Toggle the keyboard Mode Switch to wireless side 
If the indicator slowly blinks in blue, press and hold FN+1 for 5 seconds to enter Bluetooth pairing mode. The indicator flashes in blue when in pairing mode.
 - 2 Enable Bluetooth pairing (Computer / Phone / Tablet)
 - 3 Select the pairing device **【IQUNIX F96 KB 1】**
 - 4 Indicator light turning off when paired successfully.
- ! If you need to connect a new device, please hold FN+ 1 for 5 seconds to remove the previous device. When the LED indicator blinks blue light, you can connect your device following the step 2.

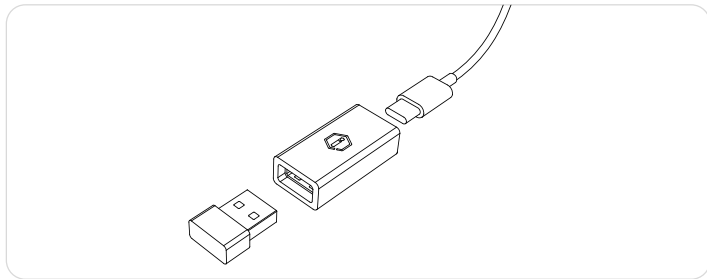
How to switch devices 1/2/3

(Wireless Version)

This keyboard can connect 3 devices at the same time. Please press FN+1/2/3 to switch between different devices.

Device No.1	FN	+	!	1	●
Device No.2	FN	+	@	2	●
Device No.3	FN	+	#	3	●

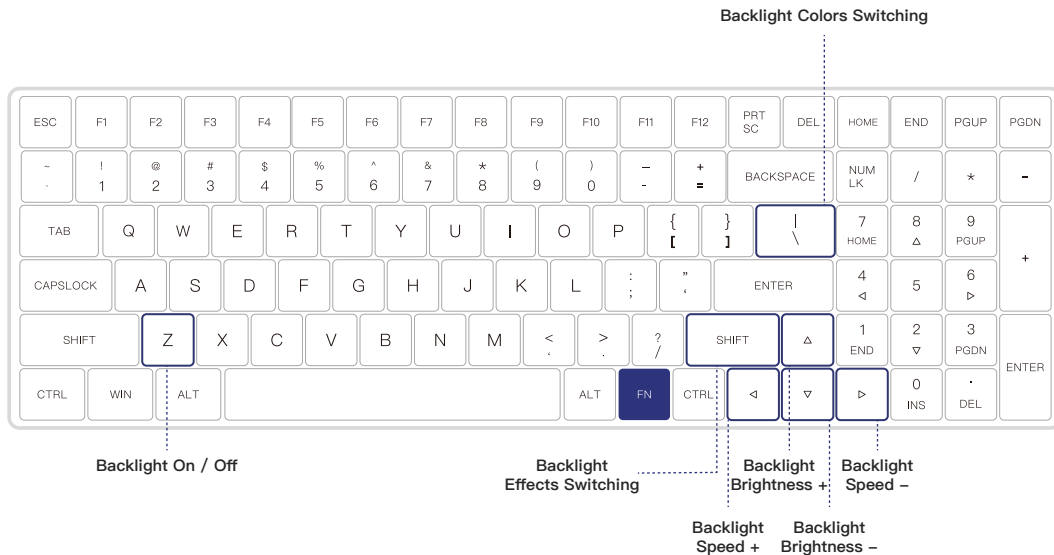
USB ADAPTOR (Wireless Version)



- 1 Take out the Type-C cable and the Bluetooth Dongle
- 2 Connect correctly
- 3 Put the usb adaptor near the keyboard
- 4 Start using your keyboard.

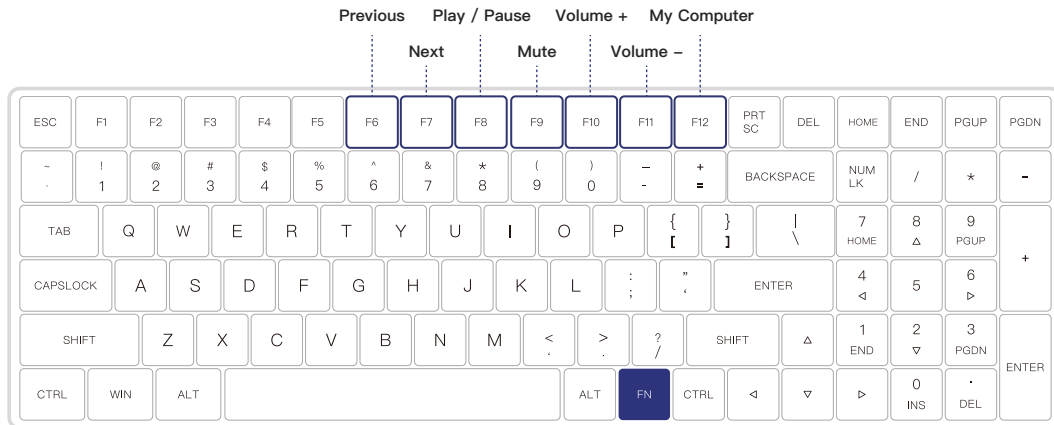


LED Indicator Keys Combinations (RGB Version)






Function Keys Combinations





Other Keys Combinations (Hold for 5 seconds)




Battery Level Check (Wireless Version)
The LED Indicator blinks 1, 2, or 3 times, which stand for 30%, 60%, or 100% battery level.

Mac / Windows Layout Switch




Hold for 5 seconds to switch the layout between macOS and windows systems.



Numpad Functions

When Numlock is enabled, the corresponding functions of Numpad keys are as follows.



To learn more details, please reach out to us on official website and social media.

Official website: www.IQUNIX.store

Follow us:
IQUNIX



Download IQUNIX
Official App




简体中文版

开始阅读使用 →

使用前请仔细阅读此说明书和注意事项
以保证您能正确的使用此产品

产品细节



A Type-C接口

B 指示灯



C 切换模式开关
(无线版本)

D 脚撑

E 硅胶垫

基本参数

产品名称: F96 机械键盘

键盘类型: 机械键盘

按键数量: 100

键盘材质: 铝合金外壳+PBT键帽

大键结构: 平衡杆

额定输入: 5V=1A

接口类型: Type-C

数据线长: 180cm

产品尺寸: 372×123.5×42mm

电话: 400-1788-905

官网: www.iQunix.com


邮箱: Hello@iQunix.com

☀ 指示灯颜色和状态说明

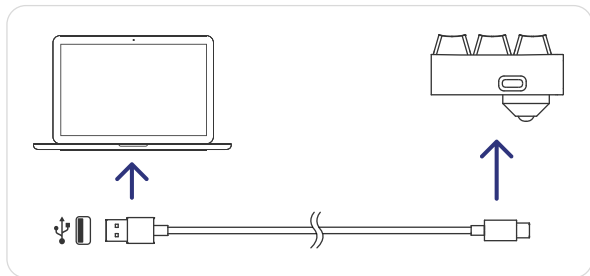
闪烁灯位置在G键和H键中

		
红色灯光	蓝色灯光	白色灯光
电量低于10%(无线模式)	配对状态	组合键切换

		
青色灯光	黄色灯光	紫色灯光
设备1	设备2	设备3

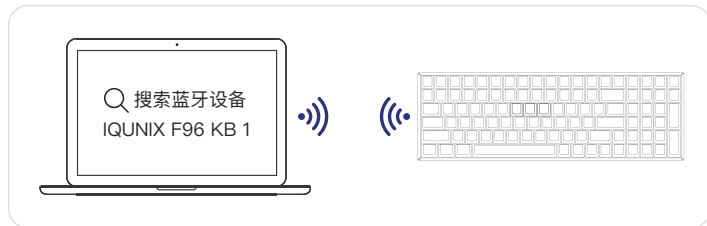


有线连接



- 1 将键盘底部开关拨至“有线模式” (🔌) 🖱️
- 2 将数据线USB-A端接入电脑（有线版本直接从此开始）；
- 3 将数据线USB-C端接入键盘；
- 4 开始使用您的键盘。

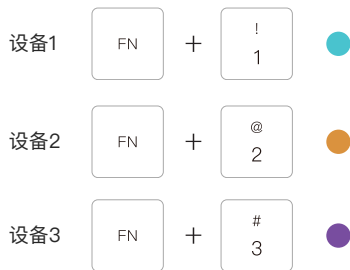
蓝牙连接 (无线版本)



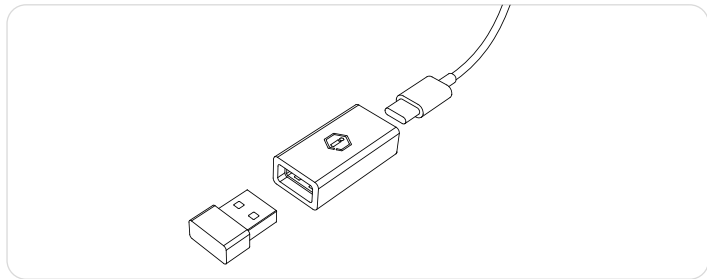
- 1 将键盘底部开关拨至“无线模式” (🖱️) 🔌
若指示灯为青色灯慢闪，则需FN+1（长按5秒），当指示灯开始快速闪烁蓝色灯时，键盘成功进入蓝牙匹配模式)
 - 2 打开设备（电脑、手机、平板）的蓝牙搜索界面；
 - 3 在设备的蓝牙搜索列表中选择【IQUNIX F96 KB 1】；
 - 4 灯光熄灭，匹配成功，开始使用您的键盘。
- ❗ 如果需要连接新设备，需要FN+1（长按5秒钟）清除已连接的上一台设备。
待指示灯开始闪烁蓝色灯光时，即可从二步开始进行连接。

如何切换设备1/2/3 (无线版本)

键盘同时可连接3台设备，并可通过按Fn+1/2/3实现不同设备间的切换。



USB转接器 (无线版本)



- 1 取出Type-C数据线和转接器、适配器；
- 2 正确连接；
- 3 将USB适配器放在键盘附近；
- 4 开始使用您的键盘。



灯光组合键 (RGB版)





多媒体功能组合键





其他功能组合键 (长按5秒)




电量查看 (无线版本)
指示灯长亮3秒后不同闪烁次数分别对应电量如下

- 1次 —— 30%
- 2次 —— 60%
- 3次 —— 100%

切换为MAC布局对应的按键

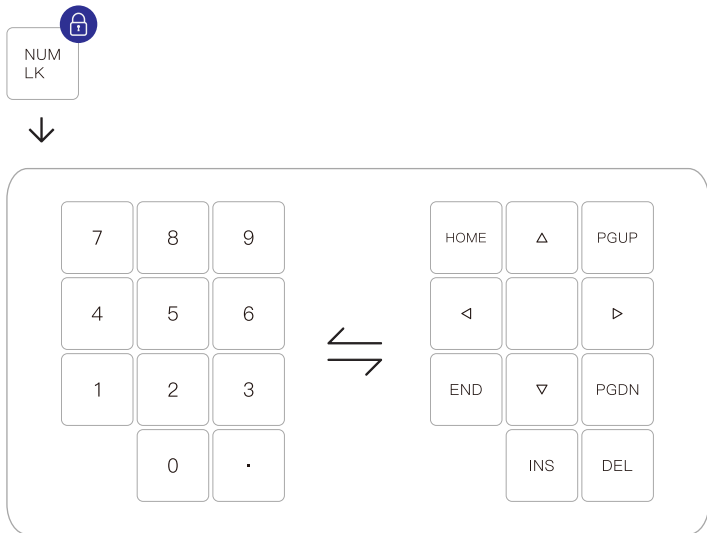


长按5秒即可切换Mac



小键盘数字区功能

Numlock锁定后，小键盘数字区对应的功能如下图所示



了解更多详细信息请关注官方
微信公众号或下载IQUNIX APP



官方微信公众号



官方APP



Brand/品牌:
IQUNIX

Origin /产地:
中国
China

Manufacturer/制造商:
深圳市银色风暴科技有限公司
Shenzhen silver storm Technology Co., Ltd

Service telephone/服务热线:
400-1788-905