









Supercapacitor Selection Guide

Family	Capacitance (F)	Part Number	ESR ³ (mohm)	Nominal Voltage (V)	Operating Temperature	Size (mm)	Leakage Current ¹ (µA)	Applications ²	Notes
	0.22	B0510-2R5224-R	2000	2.5	-25 °C to +70 °C	5 x 11	2	Low current hold up RTC & memory backup Gas, water, & electricity meters	
	1.00	B0810-2R5105-R	500	2.5	-25 °C to +70 °C	8 x 13	4		
	1.50	B1010-2R5155-R	300	2.5	-25 °C to +70 °C	10 x 14	7		
	2.20	B0820-2R5225-R	200	2.5	-25 °C to +70 °C	8 x 20	9		
	3	HB0820-2R5305-R	155	2.5	-25 °C to +70 °C	8 x 20	7	Gas, water, electricity meters Pulse power Hold-up power RTC & memory back-up RAID data storage Emergency lights	Linear voltage de-rating to +85C @ 2.1 V
	5	HB1020-2R5505-R	95	2.5	-25 °C to +70 °C	10 x 20	11		
	6	HB0830-2R5605-R	95	2.5	-25 °C to +70 °C	8 x 30	11		
	10	HB1030-2R5106-R	60	2.5	-25 °C to +70 °C	10 x 30	20		
	15	HB1325-2R5156-R	45	2.5	-25 °C to +70 °C	13 x 26	22		
	25	HB1625-2R5256-R	36	2.5	-25 °C to +70 °C	16 x 25	28		
	35	HB1635-2R5356-R	28	2.5	-25 °C to +70 °C	16 x 35	32		
	60	HB1840-2R5606-R	23	2.5	-25 °C to +70 °C	18 x 40	47		
	110	HB1860-2R5117-R	18	2.5	-25 °C to +70 °C	18 x 60	180		
	1	HV0810-2R7105-R	200	2.7	-40 °C to +65 °C	8 x 10	10	Gas, water, electricity meters Pulse power Hold-up power Asset tracking Solid state drives (SSD) GPS Telecom UPS Automotive local energy	Linear voltage de-rating to +85C @ 2.3 V
	3	HV0820-2R7305-R	80	2.7	-40 °C to +65 °C	8 x 20	15		
	5	HV1020-2R7505-R	40	2.7	-40 °C to +65 °C	10 x 20	20		
	6	HV0830-2R7605-R	40	2.7	-40 °C to +65 °C	8 x 30	20		
	10	HV1030-2R7106-R	34	2.7	-40 °C to +65 °C	10 x 30	23		
	15	HV1325-2R7156-R	30	2.7	-40 °C to +65 °C	13 x 26	23		
	25	HV1625-2R7256-R	27	2.7	-40 °C to +65 °C	16 x 25	45		
	35	HV1635-2R7356-R	24	2.7	-40 °C to +65 °C	16 x 35	51		
	35	HV1245-2R7356-R	20	2.7	-40 °C to +65 °C	12 x 45	51		
	60	HV1840-2R7606-R	18	2.7	-40 °C to +65 °C	18 x 40	110		
	100	HV1860-2R7107-R	12	2.7	-40 °C to +65 °C	18 x 60	260		
		6	TV1020-3R0605-R	35	3.0	-40 °C to +65 °C	10 x 20		
10		TV1030-3R0106-R	26	3.0	-40 °C to +65 °C	10 x 30	25		
15		TV1325-3R0156-R	24	3.0	-40 °C to +65 °C	13 x 25	35		
25		TV1625-3R0256-R	18	3.0	-40 °C to +65 °C	16 x 25	60		
34		TV1245-3R0346-R	16	3.0	-40 °C to +65 °C	12 x 45	75		
35		TV1635-3R0356-R	15	3.0	-40 °C to +65 °C	16 x 35	90		
60		TV1840-3R0606-R	13	3.0	-40 °C to +65 °C	18 x 40	135		
100		TV1860-3R0107-R	11	3.0	-40 °C to +65 °C	18 x 60	225		
	300	XB3550-2R5307-R	7.0	2.5	-25 °C to +70 °C	35 x 50	300	X-Ray power Telecom hold-up/ UPS Pulse power Emergency lighting	Linear voltage de-rating to +85C @ 2.1 V
	400	XB3560-2R5407-R	4.5	2.5	-25 °C to +70 °C	35 x 60	400		
	600	XB3585-2R5607-R	3.7	2.5	-25 °C to +70 °C	35 x 85	700		
	300	XV3550-2R7307-R	4.5	2.7	-40 °C to +65 °C	35 x 50	480	X-Ray power Telecom hold-up/ UPS Pulse power Emergency lighting	Linear voltage de-rating to +85C @ 2.3 V
	400	XV3560-2R7407-R	3.2	2.7	-40 °C to +65 °C	35 x 60	650		
	600	XV3585-2R7607-R	2.6	2.7	-40 °C to +65 °C	35 x 85	1300		
	3000	XL60-2R7308W-R	0.23	2.7	-40 °C to +65 °C	60 x 138	5000	Engine starting Energy capture and re-use Power line conditioning	Linear voltage de-rating to +85C @ 2.3 V
	3000	XL60-2R7308T-R	0.23	2.7	-40 °C to +65 °C	60 x 138	5000		
	0.1	PB-5R0(*1)04-R	4000	5.0	-25 °C to +70 °C	5.5 x 10.8 x 12.5	3	Gas, water, electricity meters Low current hold-up RTC & memory back-up	
	0.47	PB-5R0(*1)474-R	1000	5.0	-25 °C to +70 °C	8.5 x 16.8 x 14	7		
	1.0	PB-5R0(*1)105-R	500	5.0	-25 °C to +70 °C	8.5 x 16.8 x 21.5	12		



Powering Business Worldwide

www.eaton.com/supercapacitors

Family	Capacitance (F)	Part Number	ESR ³ (ohm)	Nominal Voltage (V)	Operating Temperature	Size (mm)	Leakage Current ¹ (uA)	Applications ²	Notes
PHB 	1.5	PHB-5R0(4)155-R	0.310	5.0	-25 °C to +70 °C	8.5 x 16.8 x 21.5	10	Gas, water, electricity meters Pulse power Hold-up power RTC & memory back-up	Linear voltage de-rating to +85C @ 4.0 V
	2.5	PHB-5R0(4)255-R	0.190	5.0	-25 °C to +70 °C	10.5 x 20.8 x 22.5	14		
	3.0	PHB-5R0(4)305-R	0.190	5.0	-25 °C to +70 °C	8.5 x 16.8 x 31.5	16		
	5.0	PHB-5R0(4)505-R	0.120	5.0	-25 °C to +70 °C	10.5 x 20.8 x 32	25		
PHV 	0.47	PHV-5R4(4)474-R	0.300	5.4	-40 °C to +65 °C	8.5 x 16.8 x 14	13	Gas, water, electricity meters Pulse power Asset tracking Remote monitoring	Linear voltage de-rating to +85C @ 4.0 V
	1.5	PHV-5R4(4)155-R	0.100	5.4	-40 °C to +65 °C	8.5 x 16.8 x 21.5	18		
	2.5	PHV-5R4(4)255-R	0.070	5.4	-40 °C to +65 °C	10.5 x 20.8 x 22.5	24		
	3.0	PHV-5R4(4)305-R	0.070	5.4	-40 °C to +65 °C	8.5 x 16.8 x 31.5	25		
	5.0	PHV-5R4(4)505-R	0.065	5.4	-40 °C to +65 °C	10.5 x 20.8 x 32	28		
PM 	0.47	PM-5R0(4)474-R	0.420	5.0	-40 °C to +60 °C	8.5 x 16.8 x 14	8	Gas, water, electricity meters Pulse power Asset tracking Remote monitoring	Linear voltage de-rating to +85C @ 3.9 V
	1.0	PM-5R0(4)105-R	0.150	5.0	-40 °C to +60 °C	8.5 x 16.8 x 21.5	10		
	1.5	PM-5R0(4)305-R	0.070	5.0	-40 °C to +60 °C	10.5 x 20.8 x 22.5	15		
	3.0	PM-5R0(4)305-R	0.050	5.0	-40 °C to +60 °C	10.5 x 20.8 x 32	20		
KR (C Type) 	0.1	KR-5R5C104-R	75	5.5	-25 °C to +70 °C	13.5 x 7.5	0.6	RTC Memory back-up	Ultra-low leakage current
	0.22	KR-5R5C224-R	75	5.5	-25 °C to +70 °C	13.5 x 7.5	1.3		
	0.33	KR-5R5C334-R	50	5.5	-25 °C to +70 °C	13.5 x 7.5	2		
	0.47	KR-5R5C474-R	50	5.5	-25 °C to +70 °C	13.5 x 7.5	2.8		
	1.0	KR-5R5C105-R	30	5.5	-25 °C to +70 °C	21.5 x 7.5	6		
	1.5	KR-5R5C155-R	30	5.5	-25 °C to +70 °C	21.5 x 7.5	9		
KR (vertical mounting) 	0.1	KR-5R5V104-R	75	5.5	-25 °C to +70 °C	11.5 x 12.5	0.6	RTC Memory back-up	Ultra-low leakage current
	0.22	KR-5R5V224-R	75	5.5	-25 °C to +70 °C	11.5 x 12.5	1.3		
	0.33	KR-5R5V334-R	50	5.5	-25 °C to +70 °C	11.5 x 12.5	2		
	0.47	KR-5R5V474-R	50	5.5	-25 °C to +70 °C	11.5 x 12.5	2.8		
	1.0	KR-5R5V105-R	30	5.5	-25 °C to +70 °C	19 x 19.5	6		
	1.5	KR-5R5V155-R	30	5.5	-25 °C to +70 °C	19 x 19.5	9		
KR (horizontal mounting) 	0.1	KR-5R5H104-R	75	5.5	-25 °C to +70 °C	11.5 x 5	0.6	RTC Memory back-up	Ultra-low leakage current
	0.22	KR-5R5H224-R	75	5.5	-25 °C to +70 °C	11.5 x 5	1.3		
	0.33	KR-5R5H334-R	50	5.5	-25 °C to +70 °C	11.5 x 5	2		
	0.47	KR-5R5H474-R	50	5.5	-25 °C to +70 °C	11.5 x 5	2.8		
	1.0	KR-5R5H105-R	30	5.5	-25 °C to +70 °C	19 x 6.5	6		
	1.5	KR-5R5H155-R	30	5.5	-25 °C to +70 °C	19 x 6.5	9		
KW (cylindrical mounting) 	0.1	KW-5R5C104-R	50	5.5	-40 °C to +85 °C	13.5 x 8.3	0.6	RTC Memory back-up Programmable logic control (PLC)	Ultra-low leakage current
	0.22	KW-5R5C224-R	50	5.5	-40 °C to +85 °C	13.5 x 8.3	1.3		
	0.33	KW-5R5C334-R	50	5.5	-40 °C to +85 °C	13.5 x 8.3	2		
	0.68	KW-5R5C684-R	30	5.5	-40 °C to +85 °C	21.5 x 9.0	2.8		
	1.0	KW-5R5C105-R	30	5.5	-40 °C to +85 °C	21.5 x 9.0	6		
XVM 	65	XVM-16R2656-R	22 mΩ	16.2	-40 °C to +65 °C	236x46x78	23000	Emergency back-up Battery assist while cranking Equipment graceful shutdown	Compact size Easy mounting Maintenance free
XLM 	130	XLM-62R1137-R	6.7 mΩ	62.1	-40 °C to +65 °C	686x176x173	23000	UPS energy storage Kilo/megawatt energy storage	Lowest ESR Longest lifetime Maintenance free
XLR 	166	XLR-48R1617-R	5 mΩ	48.6	-40 °C to +65 °C	420x195x176	5200	Energy regeneration & power boost for transportation & material handling	Lowest ESR Ruggedized construction IP65

1: Leakage current measured after 72hr at full rated voltage and room temperature

2: The listed applications are general, for specific applications please contact technical support at capacitortech@eaton.com

3: ESR is measured at 100Hz except for B, PB, KR and KW where ESR data is based on 1kHz measurement

4: Add "H" for horizontal mounting and "V" for vertical mounting

Eaton
Electronics Division
 1000 Eaton Boulevard
 Cleveland, OH 44122
 United States
www.eaton.com/electronics

© 2016 Eaton
 All Rights Reserved
 Printed in USA
 Publication No. 10594 BU-MC16109
 August 2016