

Motorcycle Fitment Chart



The ATLAS Throttle Lock is not motorcycle specific. It is offered as a Bottom Kit and a Top Kit. If your brand isn't listed here the ATLAS Throttle Lock can still fit on your motorcycle.



You'll want the Bottom Kit if:

- There's a heated grip wire that comes out the top half of the rubber grip flange.
- If you have more than 1.5 inches (38mm) of clearance between the inner plastic throttle sleeve (under the rubber grip) with the gas tank at a full right turn.
- The majority of motorcycles will use the Bottom Kit.

You'll want the Top Kit if:

- There's a heated grip wire that comes out the bottom half of the rubber grip flange.
- If you have less than 1.5 inches (38mm) of clearance between the inner plastic throttle sleeve (under the rubber grip) with the gas tank at a full right turn.

Please see the bottom of this fitment chart for a list of aftermarket grips, handguards, and throttle tubes and their compatibility with the ATLAS.

For fitment questions, please email help@atlasthrottlelock.com.

Motorcycle Fitment Chart



	YEARS	BEST KIT
Caponord	All	Top Kit
Dorsoduro 750, 1200	All	Either Kit
Dorsoduro 900	All	Top Kit
Mana 850, GT	All	Either Kit
RS 125 Replica ABS	All	Top Kit
RSV4	All	Top Kit
RX 125 ABS	All	Either Kit
Shiver	All	Either Kit
Shiver 900	'18	Top Kit
SX 125 ABS	All	Either Kit
Tuono	All	Top Kit
Tuono 125 ABS	All	Either Kit

	YEARS	BEST KIT
BN 302 R	All	Top Kit
Caffenero 150	All	Either Kit
Leoncino 500 Trail	All	Either Kit
TNT 125, 135, 300, 600	All	Either Kit
TRK 502X	All	Either Kit
Zafferano 250	All	Either Kit

Motorcycle Fitment Chart





	YEARS	BEST KIT
All 1100cc	All	Top Kit
All 1150cc	All	Top Kit
All 1200cc (Except R1200C, CL)	'98-'13	Top Kit
All 1200cc	'14-Present	Either Kit
C evolution	All	Either Kit
C400 X	All	Either Kit
C650 GT, Sport	All	Either Kit
Funduro 650	All	Either Kit
F650 Singles	All	Either Kit
F650 Twins	All	Top Kit
F700GS & F800GS	'06 - '13	Top Kit
F700GS & F800GS	'14 - Present	Either Kit
F800GT & F800ST	All	Top Kit
F800R	All	Either Kit
G310 GS	All	Top Kit
G310 R	All	Either Kit
G310 R with factory heated grips	All	Top Kit
G650GS	All	Either Kit
HP4	All	Top Kit
K1300S	All	Top Kit
R1200 C, CL	All	See Notes ¹
R1200RT	All	Top Kit
R nineT (Except Racer, See below)	All	Bottom Kit
R nineT Racer	All	Top Kit

Motorcycle Fitment Chart



NOTES: 1. The chrome grip flange must be removed before mounting the ATLAS. Top Kit can be used after chrome grip flange is removed. Bottom Kit may interfere with use of indicator button on housing.

	YEARS	BEST KIT
All Models	All	Either Kit

	YEARS	BEST KIT
All Models	All	Either Kit

	YEARS	BEST KIT
749	All	Top Kit
996	All	Top Kit
Diavel	All	Top Kit
Hypermotard (All cc)	All	Bottom Kit
Hyperstrada	All	Bottom Kit
Monster All cc	All	Top Kit
Monster 797	All	Bottom Kit ¹
Multistrada 950	All	Top Kit ²
Multistrada 1000	All	Bottom Kit ²
Multistrada 1200 25° Anniversario	All	Top Kit

Motorcycle Fitment Chart



Panigale (All cc)	All	Top Kit
Scrambler	'15 - '18	See notes ³
Scrambler	'19	Bottom Kit
ST3	All	Top Kit
SuperSport, S	All	Top Kit ²

NOTES: 1. Riders must check the clearance between the plastic throttle tube and fuel tank to make sure their specific bike is compatible.
 2. The factory heated grips only work with the Top Kit.
 3. Riders must check their specific bike for fitment as throttle housings for this model vary. The Scrambler factory heated grips don't work with either of the kits. **SOLUTION:** The ATLAS will work with aftermarket heated grips on these bikes.

	YEARS	BEST KIT
Caballero 125	All	Either Kit
Caballero 250, 500	All	Bottom Kit

	YEARS	BEST KIT
All Street Models	All	Top Kit

	YEARS	BEST KIT
All Models	All	Either Kit

	YEARS	BEST KIT
---	-------	----------

Motorcycle Fitment Chart



Dyna (All Models)	All	Either Kit ¹
Fat Bob	All	Top Kit
FXDR 114	All	Top Kit
Screamin' Eagle	All	Doesn't Fit
Softail (All Models)	All	Top Kit ¹
Sportster (All Models)	All	Top Kit ¹
HD Street 500 / 700 / Rod	All	Top Kit

NOTES: 1. Any model with the 5 pointed plastic screw on the bottom of the throttle housing will need to use the Top Kit unless the plastic screw is removed. The Bottom Kit can be used once the screw is removed but is slightly in the way of the right turn signal button.

 HONDA	YEARS	BEST KIT
Africa Twin CRF1000	All	Top Kit
CB125R, CB300R, CB650R	All	Top Kit
CB125F	All	Either Kit
CB300F	All	Bottom Kit
CB500F	All	Top Kit
CB650F	All	Top Kit
CB500X	All	Either Kit
CB1000R, CB1000R+	All	Top Kit
CB1100, RS	All	Either Kit
CB1100 EX	All	Either Kit
CB1100 EX with factory heated grips	All	Doesn't Fit ¹
CBR (All Models)	All	Top Kit

Motorcycle Fitment Chart



CBX	All	Either Kit
CRF250L, CRF450L	All	Either Kit
CTX 700 (except OEM heated grips)	All	Either Kit
CTX 700 (with OEM heated grips)	All	Top Kit
CTX 1300	All	Either Kit
Forza Scooter 125, 300	All	Either Kit
Fury	All	Bottom Kit
Gold Wing (All models)	All	Either Kit
Grom (MSX125)	All	Either Kit
Integra Scooter	All	Either Kit
Integra with factory heated grips	All	Doesn't Fit ¹
Interceptor	All	Top Kit
Magna (All cc)	All	Either Kit
Monkey 125	All	Either Kit
NC 700 X, 750 X, 750 S	All	Either Kit ¹
Nighthawk (All cc)	All	Either Kit
PC800 Pacific Coast	All	Unconfirmed
PCX125, PCX150 Scooter	All	Either Kit
Phantom 750	All	Either Kit
RC51	All	Top Kit
Rebel 250, 300, 500	All	Either Kit
Ruckus 50	All	Either Kit
SH150i, SH300i Scooter	All	Either Kit ¹
Shadow	All	Bottom Kit
Silver Wing Scooter	All	Either Kit
ST1100, ST1300	All	Either Kit ²

Motorcycle Fitment Chart



Super Cub C125 ABS	All	Either Kit
Transalp (All Models)	All	Either Kit
Valkyrie	All	Bottom Kit
Varadero XL1000V, XL125V	All	Either Kit
VFR (All cc)	All	Top Kit
VFR800X Crossrunner	All	Unconfirmed
VFR800X Crossrunner w/ factory heated grips	All	Unconfirmed
VFR1200X Crosstourer	All	Top Kit
VFR1200X Crosstourer with factory heated grips	All	Top Kit ¹
VTX 1300, 1800	All	Bottom Kit ³
X-ADV	All	Either Kit
X-ADV with factory heated grips	All	Doesn't Fit ¹
XR 650	All	Either Kit

NOTES: 1. On models with factory heated grips, riders should check their specific bike. The gap between the throttle housing and the grip flange may be too narrow on some bikes, but others may have enough space (0.1" or 2.5mm).
 2. Riders should check their specific bike for proper clearance between the fuel tank and the gap between the throttle housing and grip flange with the handlebars at a full right turn before ordering the Bottom Kit.
 3. On models with chrome grip flanges, the chrome flange may need to be pulled back towards the bar end to create enough space to mount the ATLAS.

	YEARS	BEST KIT
VR6 Cafe Racer	All	Top Kit
VR6 Classic, Raw	All	Either Kit


Motorcycle Fitment Chart



 Husqvarna	YEARS	BEST KIT
701 Enduro	All	Top Kit
701 Supermoto	All	Top Kit
FE 501	All	Either Kit
Svartpilen 401	All	Either Kit
Vitpilen 401, 701	All	Either Kit

 HYOSUNG	YEARS	BEST KIT
GD (All Models)	All	Top Kit
GT (All Models)	All	Top Kit
GV (All Models)	All	Either Kit
ST7	All	Either Kit

	YEARS	BEST KIT
Indian Scout (All Models)	All	Bottom Kit

 Kawasaki	YEARS	BEST KIT
Concours	'86 - '06	Either Kit
Concours 14	'07 - Present	Top Kit ¹
KLR 650	'87 - '07	Bottom Kit ²
KLR 650	'08 - Present	Top Kit

Motorcycle Fitment Chart



Ninja 125cc-1000cc	All	Top Kit
Versys 300cc-1000cc	All	Bottom Kit
Versys-X 300	'19	Either Kit
Vulcan (All models except listed)	All	See notes ³
Vulcan 500	All	Either Kit
Vulcan 750	All	Either Kit
Vulcan 900	All	Top Kit
Vulcan Mean Street 1600	All	Top Kit
Vulcan S 650	All	Either Kit
Z 125, 650, 800, 900, 1000	All	Top Kit ⁴
Z900RS	All	Either Kit
Z900RS CAFE	All	Top Kit ⁴
ZX12rr	All	Top Kit
ZX14r	All	Top Kit

NOTES: 1. Models with factory heated grips, please email info@atlasthrottlelock.com for instructions on how to mount the ATLAS. Bottom Kit may function on models without heated grips. Models with factory heated grips, Bottom Kit is not compatible due to narrow space for mounting.

2. Minor modification needed on the plastic throttle tube for these years.

3. Riders please check individual bike for fitment. Multiple displacements exist and have yet to be confirmed. Email info@atlasthrottlelock.com for questions or confirmed fitment.

4. Some bikes may be able to use the Bottom Kit. Riders should check their individual bike for proper fuel tank clearance per outlines above before ordering a Bottom Kit. If there is not enough clearance please order the Top Kit as suggested.



YEARS

BEST KIT


Motorcycle Fitment Chart



790 Adventure	All	Bottom Kit ¹
790 Duke	All	Bottom Kit ¹
1090 Adventure	All	Top Kit
1190 Adventure	All	Top Kit
1290 Super Duke	All	Top Kit
Duke 125, 200, 250, 390	All	Either Kit
EXC (All cc)	All	Either Kit
LC4 625, 640, 690 (All models)	All	Either Kit
LC8 950, 990 (All models)	All	Either Kit
RC 125, 200, 250, 390	All	Top Kit
RC8	All	Top Kit


NOTES: 1. Riders must check their specific bike for fitment. Both models must check gap between throttle housing and grip flange, as some may be too tight. Duke models must check tank clearance at full right turn. Both models Bottom Kit only due to molding of throttle housing having sharp edge that interferes with Top Kit. Data based on show production models, may have variances with full production bikes at dealerships. Factory heated grips untested at this time.


 KYMCO	YEARS	BEST KIT
All Models	All	Either Kit


 Mash	YEARS	BEST KIT
DirtStar Scrambler 400cc, 500cc	All	Either Kit
Family Side 400cc	All	Either Kit

Motorcycle Fitment Chart



 MOTO GUZZI	YEARS	BEST KIT
All Models with factory heated grips	All	Top Kit
Griso 1200	All	Either Kit
Norge 1200	All	Top Kit
Stelvio 1200	All	Bottom Kit
V7 II, III (All Models)	All	Either Kit
V7 Racer	All	Top Kit
V85TT	All	Top Kit
V9 (All Models)	All	Either Kit

	YEARS	BEST KIT
Brutale 800 (All Models)	All	Top Kit
Dragster 800 (All Models)	All	Top Kit
F3 (All Models)	All	Top Kit
F4 (All Models)	All	Top Kit
RVS (All Models)	All	Top Kit
Turismo Veloce 800 (All Models)	All	Either Kit

	YEARS	BEST KIT
Commando 961 Cafe Racer MKII	All	Top Kit
Commando 961 Sport MKII	All	Either Kit
Dominator	All	Either Kit

Motorcycle Fitment Chart




V4 RR	All	Top Kit
-------	-----	---------

 PIAGGIO®	YEARS	BEST KIT
Medley S 125	All	Doesn't Fit

 QUADRO	YEARS	BEST KIT
All Models	All	Either Kit

 ROYAL ENFIELD	YEARS	BEST KIT
Bullet (All Models)	All	Either Kit
Cafe Racer (All Models)	All	Either Kit
Classic (All Models)	All	Either Kit
Himalayan	All	Either Kit

 SUZUKI	YEARS	BEST KIT
Address 110	All	Either Kit ¹
B-King	All	Top Kit
Bandit	All	Top Kit
Boulevard (All Models)	All	Bottom Kit ²
Burgman	All	Bottom Kit
Burgman 200	'19	Top Kit

Motorcycle Fitment Chart



Burgman 400, 650 Executive	'19	Either Kit ³
DR, DR-Z (All cc)	All	Top Kit ⁴
GSX 250R	All	Top Kit
GSX-R (All cc)	All	Top Kit
GSX-S (All cc)	All	Either Kit ⁵
GSX-S1000	'19	Either Kit ⁶
Hayabusa	All	Top Kit
Intruder	All	Either Kit
Katana	All	Top Kit
Marauder	All	Either Kit
SV, SFV 650	All	Either Kit
SV650X	All	Top Kit
TU250X	All	Top Kit
V-Strom	All	Bottom Kit

NOTES: 1. Not compatible with factory heated grips.

2. Riders must check their specific bike's gap between the throttle housing and grip flange. Due to manufacturing variances some bikes are known to be too tight for the ATLAS to mount properly.

3. Riders with factory heated grips check specific bikes for fitment. Gap is narrow but may fit on largest diameter of throttle tube near grip flange.

4. All known DR and DR-Z models utilize the same throttle housing. Top Kit is recommended due to odd bevels on housing, however riders can clock the throttle housing to allow for either kit to be used.

5. Riders should check their specific bike for tank clearance before ordering a Bottom Kit.

6. Riders should check their specific bike for tank clearance before ordering a Bottom Kit. Top Kit not compatible with factory heated grips.

Motorcycle Fitment Chart



	YEARS	BEST KIT
All Models w/o factory heated grips	All	Either Kit
All Models with factory heated grips	All	Doesn't Fit

	YEARS	BEST KIT
America (All Models)	All	Either Kit
Bonneville (All Models)	All	Either Kit
Daytona	All	Top Kit
Rocket (All Models)	All	Either Kit
Scrambler	All	Either Kit
Speed Triple	All	Top Kit
Speed Twin	All	Either Kit
Speedmaster	All	Either Kit
Sprint ST, GT	All	Top Kit
Street Cup	All	Top Kit
Street Triple	All	Either Kit
Street Twin	All	Either Kit
Thruxton	All	Top Kit
Thunderbird	'09-Present	Either Kit
Thunderbird 900, 900 Sport	'95-'04	Either Kit ¹
Tiger (All Models)	All	Either Kit
Trophy	All	Either Kit

Motorcycle Fitment Chart



NOTES: 1. Recommend that riders check their individual bike for proper clearance between the fuel tank and plastic throttle tube at full right turn before ordering the Bottom Kit. Top Kit is ok on all Thunderbird models.

	YEARS	BEST KIT
---	-------	----------

All Models	All	Either Kit
------------	-----	------------

	YEARS	BEST KIT
---	-------	----------

(VESPA 946)RED	All	Either Kit
----------------	-----	------------

GTS 300 Sei Giorni	All	Either Kit
--------------------	-----	------------

Victory Motorcycles	YEARS	BEST KIT
---------------------	-------	----------

All	All	TBD
-----	-----	-----

	YEARS	BEST KIT
---	-------	----------

Bolt 950 (XV950, Star Bolt)	All	Either Kit
-----------------------------	-----	------------

Bolt 950R (XV950R)	All	Either Kit
--------------------	-----	------------

D'elight 125	All	Top Kit
--------------	-----	---------

FJ-09	All	Bottom Kit ¹
-------	-----	-------------------------

FJR 1300	All	Top Kit
----------	-----	---------

FZ1, FZS1000 Fazer	'01-'05	Top Kit
--------------------	---------	---------

Motorcycle Fitment Chart



FZ1, FZ1-S Fazer, FZ1-N	'06-'15	Top Kit
FZ6	All	Bottom Kit
FZ6R	All	Top Kit
FZ-07	All	Bottom Kit ²
FZ-09	All	Top Kit
FZ-10	All	Top Kit
MT-03	All	Top Kit
MT-07	All	Bottom Kit ²
MT-09	All	Top Kit
MT-10	All	Top Kit
MT-125	All	Top Kit
NMAX 125, 155	All	Either Kit
R 1, 3, 6	All	Top Kit
R125	All	Either Kit
Raider	All	Top Kit ⁴
Road Star	All	Either Kit ³
Roadliner	All	Top Kit
SCR 950	All	Bottom Kit
SMAX Scooter	All	Bottom Kit
SR 400	All	Bottom Kit
Stratoliner	All	Top Kit
Super Ténéré XT1200Z	All	Top Kit ¹
Stryker	All	Bottom Kit
Ténéré 700 World Raid	Prototype	Either Kit
TMAX	All	Either Kit
Tracer 700, GT	All	Either Kit ²

Motorcycle Fitment Chart



Tracer 900	'15 - '18	Bottom Kit
Tracer 900	'19	Either Kit
Tricity 125	All	Either Kit
V-Star (All cc)	All	Top Kit ⁴
Virago (All cc)	All	Top Kit
Virago 1100 (with OEM heated grips)	All	Doesn't Fit ⁵
VMAX	All	Top Kit
XMAX Scooter (All cc)	All	Either Kit
XSR 500, 700, 900	All	Either Kit
XT 225, 250	All	Bottom Kit
XT660Z Ténéré	All	Either Kit
XV950R	All	Either Kit ⁶

NOTES: 1. For bikes with OEM heated grips with the wire integrated into the throttle cable housing, take note of the orientation of the bulged section of the housing where the heated grip wire comes out. If bulge is on top, order Bottom Kit. If bulge is on bottom, order Top Kit. If unsure or for questions regarding fitment please email detailed pictures to info@atlasthrottlelock.com.

2. Riders check tank clearance on their specific bike. If clearance is not enough use Top Kit instead.

3. The chrome flange must be pulled back to mount the ATLAS.

4. Throttle cable bracket can interfere with Bottom Kit on some bikes.

5. Works with aftermarket heated grips.

6. Must roll back rubber grip flange and mount the ATLAS on the large diameter plastic flange.



	YEARS	BEST KIT
All Motorcycle Models	All	Either Kit
All Scooter Models	All	Either Kit ¹

NOTES: 1. Throttle cable nuts may interfere with Bottom Kit, but can be rotated

Motorcycle Fitment Chart



out of the way for clearance.

YINGANG	YEARS	BEST KIT
BM YG150-8	All	Either Kit

	YEARS	BEST KIT
Zero S, SR, SR/F	All	Top Kit
Zero DS, DSR	All	Either Kit
Zero FX, FXS	All	Either Kit

Grips	MODEL	WILL IT FIT
Avon	All	Yes
Barracuda	All	Yes
BikeMaster	All	Yes
Datatool	All	No
Daytona	All	Yes
Grip Puppies	All	Yes
Koso	All	Yes
Kuryakyn	All	Yes
Oxford	All	Yes
R&G	All	Yes
Rizoma	All	Yes

Motorcycle Fitment Chart



Handguards	MODEL	WILL IT FIT
Bark Busters	All	Yes
Highway Dirtbike (HDB)	All	Yes

Throttle Tubes	MODEL	WILL IT FIT
G2 Throttle Tamer	All	Yes