

# pulse

EN

LED + WIRELESS SPEAKER

## Quickstart Guide

1



- Install Master Bulb first and then Satellite Bulb

2



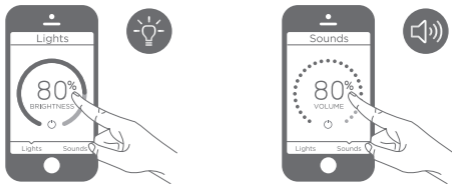
- Pair Master Bulb with your mobile device

3



- Download Sengled Pulse App

4



- Pulse App control lights and sounds

# pulse

FR

LED + HAUT-PARLEUR SANS FIL

## Guide de démarrage rapide

1



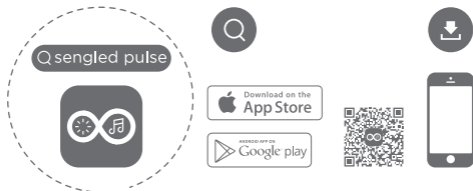
- Installer l'ampoule principale (Master Bulb) puis l'ampoule satellite (Satellite Bulb)

2



- Coupler l'ampoule principale (Master Bulb) avec votre appareil mobile

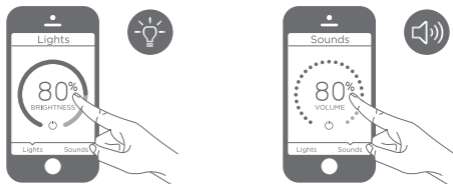
3



## Télécharger

- Télécharger l'application Sengled Pulse

4



- L'application Sengled Pulse contrôle les lumières et les sons