



RADIUSED UNIT with Optional Steel Back Panel



NON-RADIUSED UNIT

FEATURES

- Radiused or Non-Radiused Units with Hidden Casters
- Choice of HPL for Top and Vertical Panels combined with the beauty of stained Maple or Oak
- Top and vertical end panels are constructed with choice of High Pressure Laminate over 1" High Density Particle Board core with solid maple or oak stained edge bands.
- Units utilize solid oak, dove tailed frames connected to end panels with heavy duty metal bolts and inserts to provide ultimate strength.
- Radius Units have metal base frames to support the caster mechanisms
- Units come standard with a 1/4" stained wood veneer back panel and an optional perforated metal back is available
- Straight Units are available as Starters only or an Starter Adder configuration
- Radiused Units have choice of solid maple or oak shelves with or without Wire Picture Book Dividers. These shelves are cam-locked in place to provide ultimate safety and stability


Non Radius Units, Adjustable Shelving Choices




FLAT METAL SHELF



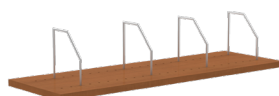
FLAT WOOD SHELF



METAL SHELF BACKSTOP DIVIDER



METAL PB SHELF



WOOD AND METAL PB SHELF



WOOD PB SHELF

Product Number Guide - Fusion Series Hidden Casters Style

Note: Product Numbers reflect Oak Wood Selection. For Maple the same unit product number with begin with M

ADD On to Convert Flat Shelves to Picture Book

VSMSH18	18" Steel Handle/Pulls for 24" D Mobile Shelving (per pair of 2)
VSMSH12	12" Steel Handle/Pulls for 18" D Mobile Shelving (per pair of 2)
BACKPS-WD	Perforated Steel Backs- Add on Pricing to Veneer Back Units

Hidden Caster - Radiused Units - Flat Wood Shelves

Model #	Description	WxHxD	# shelves
45ADWIREPB	Per Shelf Adt. Price for Wire Picture Book		
85883RAD3642	Double Side Starter	36x42x24	6
8583RAD3648	Double Side Starter	36x48x24	6
8583RAD3660	Double Side Starter	36x60x24	8
8583RAD4242	Double Side Starter	42x42x24	6
8583RAD4248	Double Side Starter	42x48x24	6
8583RAD4260	Double Side Starter	42x60x24	8
8583RAD4842	Double Side Starter	48x42x24	6
8583RAD4848	Double Side Starter	48x48x24	6
8583RAD4860	Double Side Starter	48x60x24	8

Fusion Series Hidden Caster - Non-Radiused Units - Flat Wood Shelves

Model #	Description	WxHxD	# shelves
8583127113	Starter-Canp Top	36x42x24	6
8584127113	Adder-Canp Top	36x42x24	6
8583127213	Starter-Cont Top	36x42x24	6
8584127213	Adder- Cont Top	36x42x24	6
8583137113	Starter-Canp Top	36x48x24	6
8584137113	Adder-Canp Top	36x48x24	6
8583137213	Starter-Cont Top	36x48x24	6
8584137213	Adder- Cont Top	36x48x24	6
8583147113	Starter-Canp Top	36x60x24	8
8584147113	Adder-Canp Top	36x60x24	8
8583147213	Starter-Cont Top	36x60x24	8
8584147213	Adder- Cont Top	36x60x24	8

Hidden Caster - Non-Radiused Units - Wood PB Shelves

Model #	Description	WxHxD	# shelves
8583127133	Starter-Canp Top	36x42x24	4
8584127133	Adder-Canp Top	36x42x24	4
8583127233	Starter-Cont Top	36x42x24	4
8584127233	Adder- Cont Top	36x42x24	4
8583137133	Starter-Canp Top	36x48x24	6
8584137133	Adder-Canp Top	36x48x24	6
8583137233	Starter-Cont Top	36x48x24	6
8584137233	Adder- Cont Top	36x48x24	6

Hidden Caster - Non-Radiused Units - Wood Shelves with Wire PB Dividers

Model #	Description	WxHxD	# shelves
8583127143	Starter-Canp Top	36x42x24	4
8584127143	Adder-Canp Top	36x42x24	4
8583127243	Starter-Cont Top	36x42x24	4
8584127243	Adder-Cont Top	36x42x24	4
8583137143	Starter-Canp Top	36x48x24	6
8584137143	Adder-Canp Top	36x48x24	6
8583137243	Starter-Cont Top	36x48x24	6
8584137243	Adder-Cont Top	36x48x24	6

Hidden Caster - Non Radiused
Metal Backlip Shlv with Divider - without Backs

Model #	Description	WxHxD	# shelves
8583127141	Starter-Canp Top	36x42x24	6
8584127141	Adder-Canp Top	36x42x24	6
8583127241	Starter-Cont Top	36x42x24	6
8584127241	Adder- Cont Top	36x42x24	6
8583137141	Starter-Canp Top	36x48x24	6
8584137141	Adder-Canp Top	36x48x24	6
8583137241	Starter-Cont Top	36x48x24	6
8584137241	Adder- Cont Top	36x48x24	6
8583147141	Starter-Canp Top	36x60x24	8
8584147141	Adder-Canp Top	36x60x24	8
8583147241	Starter-Cont Top	36x60x24	8
8584147241	Adder- Cont Top	36x60x24	8

Hidden Caster -Non Radiused - Flat Metal Shlv-with Backs

Model #	Description	WxHxD	# shelves
8583127153	Starter-Canp Top	36x42x24	6
8584127153	Adder-Canp Top	36x42x24	6
8583127253	Starter-Cont Top	36x42x24	6
8584127253	Adder- Cont Top	36x42x24	6
8583137153	Starter-Canp Top	36x48x24	6
8584137153	Adder-Canp Top	36x48x24	6
8583137253	Starter-Cont Top	36x48x24	6
8584137253	Adder- Cont Top	36x48x24	6
8583147153	Starter-Canp Top	36x60x24	8
8584147153	Adder-Canp Top	36x60x24	8
8583147253	Starter-Cont Top	36x60x24	8
8584147253	Adder- Cont Top	36x60x24	8

Hidden Caster - Non Radiused - Metal PB Shlv - with Backs

Model #	Description	WxHxD	# shelves
8583127153	Starter-Canp Top	36x42x24	6
8584127153	Adder-Canp Top	36x42x24	6
8583127253	Starter-Cont Top	36x42x24	6
8584127253	Adder- Cont Top	36x42x24	6
8583137153	Starter-Canp Top	36x48x24	6
8584137153	Adder-Canp Top	36x48x24	6
8583137253	Starter-Cont Top	36x48x24	6
8584137253	Adder- Cont Top	36x48x24	6
8583147153	Starter-Canp Top	36x60x24	8
8584147153	Adder-Canp Top	36x60x24	8
8583147253	Starter-Cont Top	36x60x24	8
8584147253	Adder- Cont Top	36x60x24	8