

# BOOK STORAGE

MOBILE - HIDDEN CASTER STYLE



RADIUSED UNIT



NON-RADIUSED UNIT

## FEATURES

- Radiused or Straight Units with Hidden Industrial Casters
- Choice of HPL for Top Surfaces combined with the beauty of stained Maple or Oak
- Vertical end panels are constructed with 1" Hardwood Veneer Core, with Maple or Oak Veneer Surfaces, and solid wood edge bands.
- Units utilize solid oak, dove tailed frames connected to end panels with heavy duty metal bolts and inserts to provide ultimate strength
- Radius Units have metal base frames to support the caster mechanisms
- Units come standard with a 1/4" stained wood veneer back panel (optional perforated metal back available)
- Optional pull handles available
- Straight Units are available as Starters only or an Starter Adder configuration
- Radiused Units have choice of solid maple or oak shelves with or without Wire Picture Book Dividers  
Shelves are cam-locked in place to provide ultimate safety and stability


## Non Radius Adjustable Shelving Choices




FLAT METAL SHELF



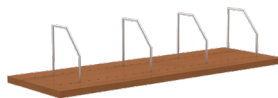
FLAT WOOD SHELF



METAL SHELF BACKSTOP DIVIDER



METAL PB SHELF



WOOD AND WIRE PB SHELF



WOOD PB SHELF

# Product Number Guide - AURA SERIES HIDDEN CASTERS STYLE

note: Product Numbers reflect Oak Wood Selection. For Maple the same unit product number will begin with a M.

## Add-Ons

Model #	Options
VSM SH18	18" Steel Handle/Pulls for 24" D Mobile Shelving (per pair of 2)
VSM SH12	12" Steel Handle/Pulls for 18" D Mobile Shelving (per pair of 2)
BACKPS-WD	Perforated Steel Backs- Add on Pricing to Veneer Back Units

## Hidden Caster - Radiused Units - Flat Wood Shelves

Model #	Description	WxHxD	# shelves
45ADWIREPB	Per Shelf Adt. Price for Wire Picture Book		
5583RAD3642	Double Side Starter	36x42x24	6
5583RAD3648	Double Side Starter	36x48x24	6
5583RAD3660	Double Side Starter	36x60x24	8
5583RAD4242	Double Side Starter	42x42x24	6
5583RAD4248	Double Side Starter	42x48x24	6
5583RAD4260	Double Side Starter	42x60x24	8
5583RAD4842	Double Side Starter	48x42x24	6
5583RAD4848	Double Side Starter	48x48x24	6
5583RAD4860	Double Side Starter	48x60x24	8

## Hidden Caster - Non-Radiused Units - Flat Wood Shelves

Model #	Description	WxHxD	# shelves
5583127113	Starter-Canp Top	36x42x24	6
5584127113	Adder-Canp Top	36x42x24	6
5583127213	Starter-Cont Top	36x42x24	6
5584127213	Adder-Cont Top	36x42x24	6
5583137113	Starter-Canp Top	36x48x24	6
5584137113	Adder-Canp Top	36x48x24	6
5583137213	Starter-Cont Top	36x48x24	6
5584137213	Adder-Cont Top	36x48x24	6
5583147113	Starter-Canp Top	36x60x24	8
5584147113	Adder-Canp Top	36x60x24	8
5583147213	Starter-Cont Top	36x60x24	8
5584147213	Adder-Cont Top	36x60x24	8

## Hidden Caster - Non-Radiused Units - Wood PB Shelves

Model #	Description	WxHxD	# shelves
5583127133	Starter-Canp Top	36x42x24	4
5584127133	Adder-Canp Top	36x42x24	4
5583127233	Starter-Cont Top	36x42x24	4
5584127233	Adder-Cont Top	36x42x24	4
5583137133	Starter-Canp Top	36x48x24	6
5584137133	Adder-Canp Top	36x48x24	6
5583137233	Starter-Cont Top	36x48x24	6
5584137233	Adder-Cont Top	36x48x24	6

## Hidden Caster - Non-Radiused Units - Wood Shelves with Wire PB Dividers

Model #	Description	WxHxD	# shelves
5583127143	Starter-Canp Top	36x42x24	4
5584127143	Adder-Canp Top	36x42x24	4
5583127243	Starter-Cont Top	36x42x24	4
5584127243	Adder-Cont Top	36x42x24	4
5583137143	Starter-Canp Top	36x48x24	6
5584137143	Adder-Canp Top	36x48x24	6
5583137243	Starter-Cont Top	36x48x24	6
5584137243	Adder-Cont Top	36x48x24	6

Aura Series - Hidden Caster - Non Radiused  
Metal Backlip Shlv with Divider - without Backs

Model #	Description	WxHxD	# shelves
6583127141	Starter-Canp Top	36x42x24	6
6584127141	Adder-Canp Top	36x42x24	6
6583127241	Starter-Cont Top	36x42x24	6
6584127241	Adder- Cont Top	36x42x24	6
6583137141	Starter-Canp Top	36x48x24	6
6584137141	Adder-Canp Top	36x48x24	6
6583137241	Starter-Cont Top	36x48x24	6
6584137241	Adder- Cont Top	36x48x24	6
6583147141	Starter-Canp Top	36x60x24	8
6584147141	Adder-Canp Top	36x60x24	8
6583147241	Starter-Cont Top	36x60x24	8
6584147241	Adder- Cont Top	36x60x24	8

Hidden Caster - Non Radiused - Flat Metal Shlv - with Backs

Model #	Description	WxHxD	# shelves
6583127153	Starter-Canp Top	36x42x24	6
6584127153	Adder-Canp Top	36x42x24	6
6583127253	Starter-Cont Top	36x42x24	6
6584127253	Adder- Cont Top	36x42x24	6
6583137153	Starter-Canp Top	36x48x24	6
6584137153	Adder-Canp Top	36x48x24	6
6583137253	Starter-Cont Top	36x48x24	6
6584137253	Adder- Cont Top	36x48x24	6
6583147153	Starter-Canp Top	36x60x24	8
6584147153	Adder-Canp Top	36x60x24	8
6583147253	Starter-Cont Top	36x60x24	8
6584147253	Adder- Cont Top	36x60x24	8

Hidden Caster - Non Radiused - Metal PB Shlv - with Backs

Model #	Description	WxHxD	# shelves
6583127133	Starter-Canp Top	36x42x24	4
6584127133	Adder-Canp Top	36x42x24	4
6583127233	Starter-Cont Top	36x42x24	4
6584127233	Adder- Cont Top	36x42x24	4
6583137133	Starter-Canp Top	36x48x24	6
6584137133	Adder-Canp Top	36x48x24	6
6583137233	Starter-Cont Top	36x48x24	6
6584137233	Adder- Cont Top	36x48x24	6