

BOOK STORAGE

MOBILE - EXPOSED CASTER STYLE



RADIUSED UNIT



NON-RADIUSED UNIT

FEATURES

- Radiused or Straight Units with Exposed Industrial Casters
- Choice of HPL for Top Surfaces combined with the beauty of stained Maple or Oak
- Vertical end panels are constructed with 1" Hardwood Veneer Core, with Maple or Oak Veneer Surfaces, and solid wood edge bands.
- Optional Pull Handle available
- Units come standard with a 1/4" stained wood veneer back panel (optional perforated metal back available)
- Radiused Units have choice of solid maple or oak shelves with or without Wire Picture Book Dividers. Shelves are cam-locked in place to provide ultimate safety and stability


Non Radius Adjustable Shelving Choices




FLAT METAL SHELF



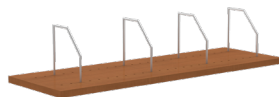
FLAT WOOD SHELF



METAL SHELF BACKSTOP DIVIDER



METAL PB SHELF



WOOD AND METAL PB SHELF



WOOD PB SHELF

Product Number Guide – AURA SERIES – EXPOSED CASTERS STYLE

note: Product Numbers reflect Oak Wood Selection. For Maple the same unit product number will begin with a M.

Add-Ons

Model #	Options
VSM SH18	18" Steel Handle/Pulls for 24" D Mobile Shelving (per pair of 2)
VSM SH12	12" Steel Handle/Pulls for 18" D Mobile Shelving (per pair of 2)
BACKPS-WD	Perforated Steel Backs- Add on Pricing to Veneer Back Units

Frontier Series Exposed Caster – Radiused Units – Flat Wood Shelves

Model #	Description	WxHxD	# shelves
45ADWIREPB	Per Shelf Adt. Price for Wire Picture Book		
55RADEC483618	Single Side Starter	48x36x18	2
55RADEC483624	Double Side Starter	48x36x24	4
55RADEC484218	Single Side Starter	48x42x18	3
55RADEC484224	Double Side Starter	48x42x24	6
55RADEC484818	Single Side Starter	48x48x18	3
55RADEC484824	Double Side Starter	48x48x24	6
55RADEC603618	Single Side Starter/Adder	60x36x18	4
55RADEC603624	Double Side Starter/Adder	60x36x24	8
55RADEC604218	Single Side Starter/Adder	60x42x18	6
55RADEC604224	Double Side Starter/Adder	60x42x24	12
55RADEC604818	Single Side Starter/Adder	60x48x18	6
55RADEC604824	Double Side Starter/Adder	60x48x24	12

Exposed Caster – Non-Radiused Units – Flat Wood Shelves

Model #	Description	WxHxD	# shelves
5583ECES363624	Double Side Starter	36x36x24	4
5583ECES364224	Double Side Starter	36x42x24	6
5583ECES364824	Double Side Starter	36x48x24	6

Exposed Caster - Non-Radiused Units - Flat Wood Shelves w Wire PB Dividers

Model #	Description	WxHxD	# shelves
5583ECWPB363624	Double Side Starter	36x36x24	4
5583ECWPB364224	Double Side Starter	36x42x24	4
5583ECWPB364824	Double Side Starter	36x48x24	6

Exposed Caster - Non-Radiused Units - Flat Wood Shelves w Wood PB Dividers

Model #	Description	WxHxD	# shelves
5583ECPB363624	Double Side Starter	36x36x24	4
5583ECPB364224	Double Side Starter	36x42x24	4
5583ECPB364824	Double Side Starter	36x48x24	6

Exposed Caster - Non-Radiused Units -
Backlip Metal Shelves with Sliding Divider

Model #	Description	WxHxD	# shelves
6500ECBM363624	Double Side Starter	36x36x24	4
6500ECBM364224	Double Side Starter	36x42x24	6
6500ECBM364824	Double Side Starter	36x48x24	6

Exposed Caster - Non-Radiused Units - Flat Metal Shelves

Model #	Description	WxHxD	# shelves
6500ECFM363624	Double Side Starter	36x36x24	4
6500ECFM364224	Double Side Starter	36x42x24	6
6500ECFM364824	Double Side Starter	36x48x24	6

Exposed Caster - Non-Radiused Units - Metal PB Shelves

Model #	Description	WxHxD	# shelves
6500ECMPB363624	Double Side Starter	36x36x24	4
6500ECMPB364224	Double Side Starter	36x42x24	4
6500ECMPB364824	Double Side Starter	36x48x24	6