



RADIUSED UNIT



NON-RADIUSED UNIT

FEATURES

- Radiused or Non-Radiused Units with Exposed Industrial Casters
- Choice of HPL for Top and Vertical Panels combined with the beauty of stained Maple or Oak
- Top and vertical end panels are constructed with choice of High Pressure Laminate over a 1" High Density Particle Board core with solid maple or oak stained edge bands.
- Units come standard with a 1/4" stained wood veneer back panel and an optional perforated metal back is available
- Pull handles are available as an option
- Radiused Units have choice of solid maple or oak shelves with or without Wire Picture Book Dividers. These shelves are cam-locked in place to provide ultimate safety and stability


Non Radius Units, Adjustable Shelving Choices




FLAT METAL SHELF



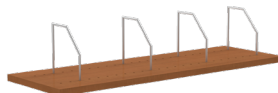
FLAT WOOD SHELF



METAL SHELF BACKSTOP DIVIDER



METAL PB SHELF



WOOD AND WIRE PB SHELF



WOOD PB SHELF

Product Number Guide - FUSION SERIES - EXPOSED CASTERS STYLE

Note: Product Numbers reflect Oak Wood Selection. For Maple the same unit product number with begin with M.

ADD On to Convert Flat Shelves to Picture Book

VSMSH18	18" Steel Handle/Pulls for 24" D Mobile Shelving (per pair of 2)
VSMSH12	12" Steel Handle/Pulls for 18" D Mobile Shelving (per pair of 2)
BACKPS-WD	Perforated Steel Backs- Add on Pricing to Veneer Back Units

Fusion Series Exposed Caster - Radiused Units - Flat Shelves

Model #	Description	WxHxD	# shelves
45ADWIREPB	Per Shelf Adt. Price for Wire Picture Book		
85RADEC483618	Single Side Starter	48x36x18	2
85RADEC483624	Double Side Starter	48x36x24	4
85RADEC484218	Single Side Starter	48x42x18	3
85RADEC484224	Double Side Starter	48x42x24	6
85RADEC484818	Single Side Starter	48x48x18	3
85RADEC484824	Double Side Starter	48x48x24	6
85RADEC603618	Single Side Starter/Adder	60x36x18	4
85RADEC603624	Double Side Starter/Adder	60x36x24	8
85RADEC604218	Single Side Starter/Adder	60x42x18	6
85RADEC604224	Double Side Starter/Adder	60x42x24	12
85RADEC604818	Single Side Starter/Adder	60x48x18	6
85RADEC604824	Double Side Starter/Adder	60x48x24	12

Fusion Series Exposed Caster - Non-Radiused Units - Flat Wood Shelves

Model #	Description	WxHxD	# shelves
8583FCES363624	Double Side Starter	36x36x24	4
8583FCES364224	Double Side Starter	36x42x24	6
8583FCES364824	Double Side Starter	36x48x24	6
8583FCES723624	Double Side Starter/Adder	72x36x24	8

Fusion Series Exposed Caster - Non-Radiused Units Flat Wood Shelves with Wire PB Dividers

Model #	Description	WxHxD	# shelves
8583FCWPB363624	Double Side Starter	36x36x24	4
8583FCWPB364224	Double Side Starter	36x42x24	4
8583FCWPB364824	Double Side Starter	36x48x24	6

Fusion Series Exposed Caster - Non-Radiused Units
Flat Wood Shelves with Wood PB Dividers

Model #	Description	WxHxD	# shelves
8583ECPB363624	Double Side Starter	36x36x24	4
8583ECPB364224	Double Side Starter	36x42x24	4
8583ECPB364824	Double Side Starter	36x48x24	6

Fusion Series Exposed Caster - Non-Radiused Units
Black Lip Metal Shelf with Divider, without Backs

Model #	Description	WxHxD	# shelves
8500ECBM363624	Double Side Starter	36x36x24	4
8500ECBM364224	Double Side Starter	36x42x24	6
8500ECBM364824	Double Side Starter	36x48x24	6

Fusion Series Exposed Caster - Non-Radiused Units - Flat Metal Shelves

Model #	Description	WxHxD	# shelves
8500ECFM363624	Double Side Starter	36x36x24	4
8500ECFM364224	Double Side Starter	36x42x24	6
8500ECFM364824	Double Side Starter	36x48x24	6

Fusion Series Exposed Caster - Non-Radiused Units -Metal PB Shelves

Model #	Description	WxHxD	# shelves
8500ECMPB363624	Double Side Starter	36x36x24	4
8500ECMPB364224	Double Side Starter	36x42x24	4
8500ECMPB364824	Double Side Starter	36x48x24	6