

Canopy Top Facia Options




Bullnose Facia



Flat Facia


Continuous Tops Edge Selections



Bevel




Bevel Drop




Bullnose



Bullnose Drop




Chamfered



External Square



Internal Square



Reverse
Chamfered