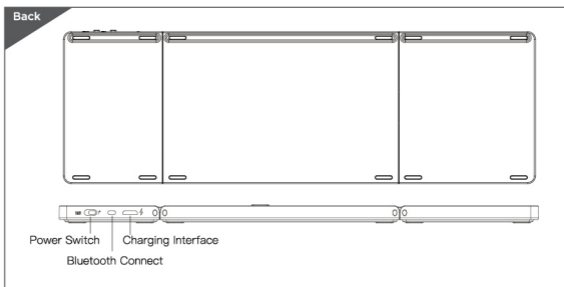
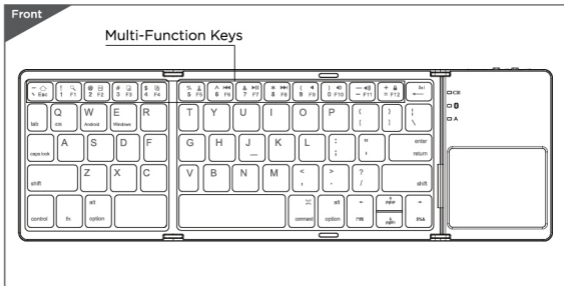




B033 FOLDBOARD TOUCH

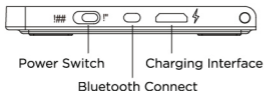
Note: Please read the user manual carefully
before you start using this product



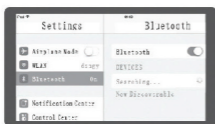
Compatible System

Win / iOS / Android

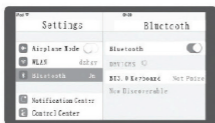
Bluetooth Pairing Connection



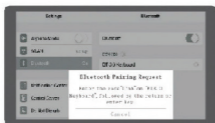
- 1 Please turn on the power at the side of the keyboard, blue lights up, press the Bluetooth connection button, blue light will twinkle and turn into the match mode quickly.



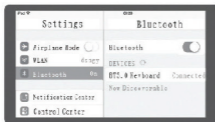
- 2 Go to the "setting" page of tablet / computer / smartphone, switch on "Bluetooth", start searching and pairing.



- 3 You will find the "Bluetooth 3.0 Keyboard", click it.





























- 4 Referring to the pop-up message, enter the correct password and click "Enter" button.



- 5 A message will appear and tell you the Bluetooth pairing is successful. If not, please try the above process again.

Remarks : After connecting successfully the next time you don't need match code, just open the Bluetooth keyboard power switch and the tablet PC "Bluetooth." The BT keyboard will search the device and automatic connects.

Function

iOS /Android		Windows	
Fn+	Corresponding function	Fn+Shift	Corresponding function
 Esc	Desktop	 Esc	Home
 F1	Search	 F1	Search
 F2	Select	 F2	Select
 F3	Copy	 F3	Copy
 F4	Paste	 F4	Paste
 F5	Cut	 F5	Cut
 F6	Last Track	 F6	Last Track
 F7	Pause / Play	 F7	Pause / Play
 F8	Next Track	 F8	Next Track
 F9	Mute	 F9	Mute
 F10	Vol. +	 F10	Vol. +
 F11	Vol. -	 F11	Vol. -
 F12	Lock	 F12	Lock

Technical Specifications

Keyboard size: 304.5mm*97.95mm*8mm (Spread)

Use touchpad the working current: <8.63Ma

Touchpad size: 54.8*44.8mm

Use key the working current: <3Ma

Weight: 197.3G

Keyboard layout: 63 keys

Standby current: 0.25

Working Distance: <15M

Sleep current: 60

Lithium battery capacity: 140MAH

Sleep time: 10mins

Working Voltage: 3.7V

Awaken way: Arbitrarily key to awaken

Touchpad Functions



One finger click
- left mouse



Two finger click
- right mouse



Two finger slide
- mouse wheel



Two finger stretch
- Zoom



Three finger click
- Win + s combination
key (Open the Cortana)



**Three finger slide /
right slide the left**
- Active window switch



Three finger slide up
- Win + Tab combination
key (Open the browser
window)



Three finger slide down
- Win + D combination
key (return back to
Windows start menu)

Note: no touchpad function for the device under the IOS system

Status Display LED

- Connect : Open the power switch, blue lights up, press the connect button, blue light twinkles.
- Charging : Indicator light will be on red, after fully charged, the light crush out.
- Low Voltage Indication : When the voltage is below 3.3 V, red light twinkles.

Remarks: In order to prolong the life span of the battery, when you do not use the keyboard for a long time, please switch off the power.

Troubleshooting

Please contact the after-sales service.

Copyright

It is forbidden to reproduce any part of this quick start guide without the permission of seller.

Safety instructions

Do not open or repair this device, do not use the device in a damp environment. Clean the device with a dry cloth.

Warranty

The device is provided with one-year limited hardware warranty from the purchase day.

Keyboard Maintenance

1. Please keep the keyboard away from liquid or humid environment, saunas, swimming pool, steam room and don't let the keyboard get wet in the rain.
2. Please don't expose the keyboard at too high or too low temperature condition.
3. Please don't put keyboard under sun for a long time.
4. Please don't put keyboard close to the flame, such as cooking stoves, candles or fireplace.
5. Avoid sharp objects scratching products, timely to recharge products to ensure the normal use.

FAQ

Q: The tablet PC can't connect the BT keyboard ?

A: At first check the BT keyboard is into match code state, then open the tablet PC Bluetooth searching.

Checking the BT keyboard Battery is enough, the battery low will also lead to disconnect.

Q: The keyboard indication light is always flashing.

A: Keyboard indication is always flashing means that it is almost out of battery. Please charge it immediately.

Q: The table PC display BT keyboard is disconnect?

A: The BT keyboard will be into dormant condition to save the power if you don't use it for a period; press any key to wake it up.

Warranty Card

User information

Company name / personal name: _____

Address: _____

TEL: _____

Email: _____

Product name and model NO.: _____

Purchased date: _____

Product is broken or damaged by below reasons is not covered by the warranty.

- (1) Accident, misuse, improper operation, or any unauthorized repair, modified or removed
- (2) Improper operation or maintenance, when operation violation of the instructions or connection unsuitability power supply.

