



# ROCKWOOL® Ductwrap and Ductslab



For the thermal insulation of ductwork  
and water storage tanks

ROCKWOOL Ductwrap and Ductslab provide thermal insulation for air conditioning, warm air and extract ducts used in the internal and external environment generally within plant rooms and boiler houses.



# Ductwrap and Ductslab

ROCKWOOL Ductwrap and Ductslab are used for the thermal insulation of cold water storage, feed and expansion tanks.

The products are recommended for ductwork for service temperatures of up to 230°C.

## Advantages

- Acoustically absorbent
- Non-combustible
- Water repellent
- Chemically inert
- Easy to handle and install

## Standards and approvals

Ductwrap and Ductslab products are CE marked in accordance with BS EN 14303. For more information please visit [www.rockwool.co.uk/DOP](http://www.rockwool.co.uk/DOP)

Ductslab satisfies the requirements of BS 3958-5, 'Specification for bonded man-made mineral fibre slabs'.

Ductwrap and Ductslab can be used to satisfy the requirements of BS 5422 'Method for specifying thermal insulating materials .....'.

The product has been authorised for use in LUL surface and sub-surface premises when installed in accordance with this data sheet – please refer to the LUL Approved Product Register website [www.LU-apr.co.uk](http://www.LU-apr.co.uk) for specific details.

## Description

Ductwrap is a lightweight, flexible insulation roll, faced with reinforced aluminium foil.

Ductslab is a semi-rigid insulation slab, faced with reinforced aluminium foil.

## Dimensions

- Ductwrap rolls - 1000 mm wide

Thickness of roll (mm)	Length of roll (mm)	Rolls per pack	Area per pack (m <sup>2</sup> )
25	5000	2	10
40	4000	2	8
50	6000	1	6

- Ductslab - length 1000 mm width 600 mm thickness 40, 50 and 60 mm\*

\* Other thicknesses may be available upon request

## Density

The nominal density of Ductwrap and Ductslab is 45 kg/m<sup>3</sup>.

## Performance

### Fire

The products are classified A1 in accordance with BS EN 13501-1 and fully comply with the definitions of non-combustible in all UK and Ireland Building Regulations.

### Water vapour resistance

When suitably taped, the aluminium foil gives Ductwrap and Ductslab a water vapour resistance of approx 1000 MNs/g.

### Thermal conductivity

	T (°C)	10	50	100	150	200
Ductslab	λ (W/mK)	0.034	0.042	0.054	0.060	0.086
Ductwrap	λ (W/mK)	0.034	0.040	0.050	0.063	0.079

T = mean temperature

Consider a horizontal duct at 35°C in still air at 15°C insulated with 50mm Ductslab or Ductwrap:

Cladding type	Emissivity (ε)	Other surface temp (°C)	Heat loss (W/m)
Aluminium	0.05	19.0	13
Cloth	0.90	16.9	14

# Ductwrap and Ductslab

## Service Temperature and Limiting Surface Temperature

ROCKWOOL Ductwrap and Ductslab can be used for service temperatures of up to 230°C. The limiting outer foil face temperature is 80°C to maintain facing bond strength.

## Acoustics

It is sometimes desirable to improve the acoustic insulation on ducts, especially those in which gases, fluids or particle solids are transported at high velocities. The use of Ductwrap and Ductslab can considerably improve the level of environmental sound. For higher standards of acoustic attenuation, ROCKWOOL Techwrap can be used to provide both thermal and acoustic insulation.

## pH Neutrality

ROCKWOOL insulation is chemically compatible with all types of pipes, ducts, equipment and fittings. (Guidance is given in BS5970 regarding the treatment of austenitic stainless steel pipework and fittings). Stonewool insulation is chemically inert. A typical aqueous extract of ROCKWOOL insulation is neutral or slightly alkaline (pH 7 to 9.5).

## Durability

ROCKWOOL stone wool insulation products have been proven in service for over 60 years, in a wide range of climates and degrees of exposure. ROCKWOOL insulation will generally perform effectively for the lifetime of the building, plant or structure.

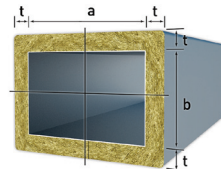
## Biological

ROCKWOOL stone wool is a naturally inert and rot-proof material that does not encourage or support the growth of fungi, moulds or bacteria, or offer sustenance to insects or vermin.

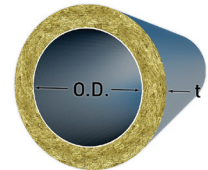
## ROCKWOOL Ductwrap

### Calculation of length

The calculation to determine the length of Ductwrap required to insulate the pipe or duct is made using the formula shown below:



Regular Ducts:  $L = 2a + 2b + 8t$



Circular Ducts:  $L = 3.14 \times (O.D. + 2t)$

# Ductwrap and Ductslab

## Applications

The required thickness of Ductwrap and Ductslab insulation will depend on such factors as duct air temperatures, ambient air temperatures and the designed heat losses.

The following tables are for general guidance only.

### Thickness of ROCKWOOL insulation for warm air ducts (taken from BS 5422:2009 Table 12)

Table 12 - Ductwrap

Minimum temperature inside duct (°C)	External surface emissivity					
	Minimum thickness of ROCKWOOL Ductwrap (mm)					
	0.05 (eg. bright aluminium foil)		0.44 (eg. dusty galvanised steel)		0.90 (eg. black paint)	
	CALCULATED THICKNESS (mm)	ADVISED THICKNESS (mm)	CALCULATED THICKNESS (mm)	ADVISED THICKNESS (mm)	CALCULATED THICKNESS (mm)	ADVISED THICKNESS (mm)
15	26	30	13	25	9	25
10	45	50	23	25	15	25
5	64	70	33	40	21	25
0	83	90	42	50	27	30

Table 12 - Ductslab

Minimum temperature inside duct (°C)	External surface emissivity					
	Minimum thickness of ROCKWOOL Ductslab (mm)					
	0.05 (eg. bright aluminium foil)		0.44 (eg. dusty galvanised steel)		0.90 (eg. black paint)	
	CALCULATED THICKNESS (mm)	ADVISED THICKNESS (mm)	CALCULATED THICKNESS (mm)	ADVISED THICKNESS (mm)	CALCULATED THICKNESS (mm)	ADVISED THICKNESS (mm)
15	26	30	14	25	9	25
10	47	50	24	25	15	25
5	67	70	34	40	22	25
0	86	90	44	50	28	30

### Indicative thickness of insulation for ductwork carrying warm air to control heat loss (taken from BS5422:2009 Table 13)

Table 13 - Ductwrap

Maximum Heat Loss (W/m <sup>2</sup> )	External surface emissivity					
	Minimum thickness of ROCKWOOL Ductwrap (mm)					
	0.05 (eg. bright aluminium foil)		0.44 (eg. dusty galvanised steel)		0.90 (eg. black paint)	
	CALCULATED THICKNESS (mm)	ADVISED THICKNESS (mm)	CALCULATED THICKNESS (mm)	ADVISED THICKNESS (mm)	CALCULATED THICKNESS (mm)	ADVISED THICKNESS (mm)
16.34	31	40	37	40	39	40

Table 13 - Ductslab

Maximum Heat Loss (W/m <sup>2</sup> )	External surface emissivity					
	Minimum thickness of ROCKWOOL Ductslab (mm)					
	0.05 (eg. bright aluminium foil)		0.44 (eg. dusty galvanised steel)		0.90 (eg. black paint)	
	CALCULATED THICKNESS (mm)	ADVISED THICKNESS (mm)	CALCULATED THICKNESS (mm)	ADVISED THICKNESS (mm)	CALCULATED THICKNESS (mm)	ADVISED THICKNESS (mm)
16.34	32	40	38	40	41	50

### Indicative thickness of insulation for chilled and dual-purpose ducting to control heat transfer (taken from BS5422:2009 Table 14)

Table 14 - Ductwrap

Maximum Heat Loss (W/m <sup>2</sup> )	External surface emissivity					
	Minimum thickness of ROCKWOOL Ductwrap (mm)					
	0.05 (eg. bright aluminium foil)		0.44 (eg. dusty galvanised steel)		0.90 (eg. black paint)	
	CALCULATED THICKNESS (mm)	ADVISED THICKNESS (mm)	CALCULATED THICKNESS (mm)	ADVISED THICKNESS (mm)	CALCULATED THICKNESS (mm)	ADVISED THICKNESS (mm)
6.45	50	50	58	60	61	70

Table 14 - Ductslab

Maximum Heat Loss (W/m <sup>2</sup> )	External surface emissivity					
	Minimum thickness of ROCKWOOL Ductslab (mm)					
	0.05 (eg. bright aluminium foil)		0.44 (eg. dusty galvanised steel)		0.90 (eg. black paint)	
	CALCULATED THICKNESS (mm)	ADVISED THICKNESS (mm)	CALCULATED THICKNESS (mm)	ADVISED THICKNESS (mm)	CALCULATED THICKNESS (mm)	ADVISED THICKNESS (mm)
6.45	52	60	59	60	63	70

# Ductwrap and Ductslab

## Typical specification clauses for ductwork

The following specifications are for guidance purposes only and should be read in conjunction with recommendations given in BS 5970.

### 1) Horizontal ducts – concealed from view

To be insulated with ROCKWOOL Ductwrap/ Ductslab, nominal density 45 kg/m<sup>3</sup>, having a factory applied reinforced aluminium foil facing. Joints to be securely taped with 75 mm minimum wide soft aluminium self adhesive tape. The insulation on the underside of the ducting to be additionally secured by suitable insulation hangers at 300 mm centres.

The whole to be further supported by means of:-

- 19 - 22 SWG x 50 mm mesh galvanised wire netting. Where a vapour barrier is required, care to be taken when applying wire mesh support to avoid damaging the aluminium foil.

or

- Aluminium Bands, circumferential at nominal 300mm centres. Bands located over the outer surface typically 50 mm from the circumferential joint of the Ductwrap and Ductslab. Do not over tighten the aluminium bands, as this will locally reduce the thickness of the insulation and reduce the thermal efficiency.

N.B. Additional measures may be necessary to prevent sagging.

or

- Subject to the client's approval, alternative fixings can be used in place, or alongside the above.

For operating temperatures below ambient a vapour barrier is required.


Provision should be made at all exposed edges to ensure continuation of the aluminium foil to the duct surface. Aluminium foil to be secured with 75 mm wide aluminium self-adhesive tape (i.e. Idenden T303 or similar and approved).

Where support pins/hangers puncture the foil, they should be sealed using aluminium foil tape to maintain the vapour barrier.

### 2) External applications (weather protected)

The duct insulation is to be Ductslab manufactured by ROCKWOOL Limited, Pencoed, Bridgend, CF35 6NY, secured to the ducting by means of a suitable adhesive and/or self-adhesive stick pins\*, applied in accordance with the manufacturer's recommendations.

All joints are to be securely taped with 75 mm wide plain soft aluminium foil self-adhesive tape (Idenden type T303, or similar and approved) to maintain a continuous vapour barrier. The final surface treatment is to be:



External application of Ductslab with weather protection

#### a) Flat aluminium zinc coated steel protection:

Mild steel sheet continuously hot dipped with 185g/m<sup>2</sup> aluminium-zinc coating to BS EN 10326 and BS EN 10327, applied directly to insulating material.

0.4 mm thick flat sheet

Fixed and installed in accordance with BS5970.

#### b) Ribbed aluminium-zinc coated steel protection:

Mild steel sheet continuously hot dipped with 185g/m<sup>2</sup> aluminium-zinc coating to BS EN 10326 and BS EN 10327, applied directly to insulating material.

0.4 mm thick ribbed sheet

Fixed and installed in accordance with BS5970.

# Ductwrap and Ductslab

## c) Aluminium sheeting protection:

Apply flat (embossed) or profiled aluminium cladding directly to insulating material.

0.56 mm thick on pipework

0.71 mm thick on ductwork

Fixed and installed in accordance with BS5970.

## d) Mild steel sheet:

Mild steel sheet continuously hot dipped with aluminium-zinc coating to BS EN 10326 and BS EN 10327, applied directly to insulating material.

Fixed and installed in accordance with BS5970.

## e) Self adhesive weather resistant zero perm multi-layer laminate:

Apply multi-layer laminate directly over ducts and pipework, ensuring 75 mm overlap for a complete vapour barrier.

Fixed and installed in accordance with BS5970.

## f) Polyisobutylene:

Polyisobutylene, minimum thickness 0.8 mm.

Fixed and installed in accordance with BS5970.

## g) Roofing felt protection:

Secure in position with galvanized wire netting, of 1 mm x 25 mm mesh. Finish with two coats of black bituminous paint.

Fixed and installed in accordance with BS5970.

**\*Note** The pins and washers are necessary to avoid sagging of the insulation, particularly on larger size ducts and on the undersides of ducts. Fixing centres will depend on the size of the duct and the weight of the insulating material. The excess projection of the pins above the washers should be cut off and the washer sealed using the soft aluminium self-adhesive tape to maintain the integrity of the vapour barrier. The maximum surface temperature of the ductwork should not exceed the recommended maximum service temperature of the self-adhesive stick pins. (Guidance should be sought from the manufacturer of the stick pins).

# Ductwrap and Ductslab

## Sustainability

---

As an environmentally conscious company, ROCKWOOL promotes the sustainable production and use of insulation and is committed to a continuous process of environmental improvement.



All ROCKWOOL products provide outstanding thermal protection as well as four added benefits:

- **Fire resistance**
- **Acoustic comfort**
- **Sustainable materials**
- **Durability**

## Health and safety

---

The safety of ROCKWOOL stone wool is confirmed by current UK and Republic of Ireland health & safety regulations and EU directive 97/69/EC: ROCKWOOL stone wool fibres are not classified as a possible human carcinogen. A Material Safety Data Sheet is available and can be downloaded from [www.rockwool.co.uk](http://www.rockwool.co.uk) to assist in the preparation of risk assessments, as required by the Control of Substances Hazardous to Health Regulations (COSHH).

## Environment

---

Made from a renewable and plentiful naturally occurring resource, ROCKWOOL insulation saves fuel costs and energy in use and relies on trapped air for its thermal properties.

ROCKWOOL does not contain (and has never contained) gases that have ozone depletion potential (ODP) or global warming potential (GWP).

ROCKWOOL stone wool insulation is approximately 97% recyclable. For waste ROCKWOOL material that may be generated during installation or at end of life, we are happy to discuss the individual requirements of contractors and users considering returning these materials to our factory for recycling.

## Interested?

---

For further information and technical advice please visit [www.rockwool.co.uk](http://www.rockwool.co.uk) or contact our Technical Solutions team on 01656 862 621 or [info@rockwool.co.uk](mailto:info@rockwool.co.uk).

For Terms and Conditions go to [www.rockwool.co.uk](http://www.rockwool.co.uk)

Copyright ROCKWOOL May 2016

ROCKWOOL Limited reserves the right to alter or amend the specification of products without notice as our policy is one of constant improvement. The information contained in this data sheet is believed to be correct at the date of publication. Whilst ROCKWOOL will endeavour to keep its publications up to date, readers will appreciate that between publications there may be pertinent changes in the law, or other developments affecting the accuracy of the information contained in this data sheet. The above applications do not necessarily represent an exhaustive list of applications for ROCKWOOL Ductwrap and Ductslab. ROCKWOOL Limited does not accept responsibility for the consequences of using ROCKWOOL Ductwrap and Ductslab in applications different from those described within this data sheet. Expert advice should be sought where such different applications are contemplated, or where the extent of any listed application is in doubt.

ROCKWOOL Limited  
Pencoed  
Bridgend  
CF35 6NY

01656 862 621  
info@rockwool.co.uk



rockwool.co.uk



ROCKWOOLUK



@ROCKWOOLUK



ROCKWOOL UK

**ROCKWOOL®**