

BOAT COVER SUPPORT SYSTEM

Congratulations on your purchase of boat cover support system.

We sincerely believe our support system is the best available support system, and will offer you the quality and performance you have come to expect from Our products. We have a simple system here, but it is extremely effective.

We have a simple system here, but it is extremely effective. With a support system, all we are trying to do is to 'prop' or 'tent' or 'arch' this cover in the middle to help water run off, yet with a dependable system made of reliable materials suitable for a marine environment.

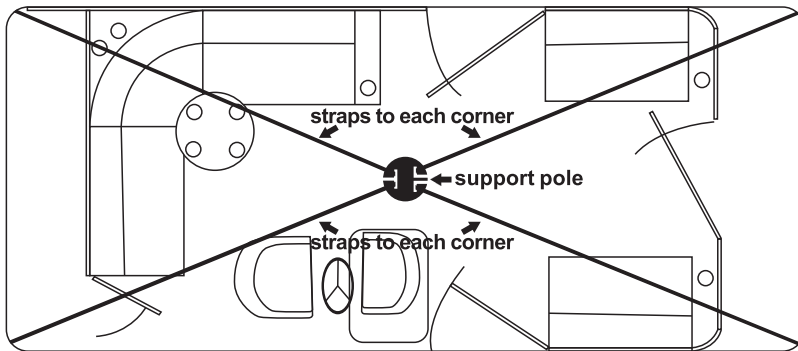
Normally, the pole goes in the approximate middle of the boat (bigger boats may need 2 poles, spaced appropriately), and the straps hold the pole(s) place.

The straps also provide ridges to form the cover and to provide a little more support for the cover.

This support system, without being modified at all can be used for just about any boat cover support scenario.

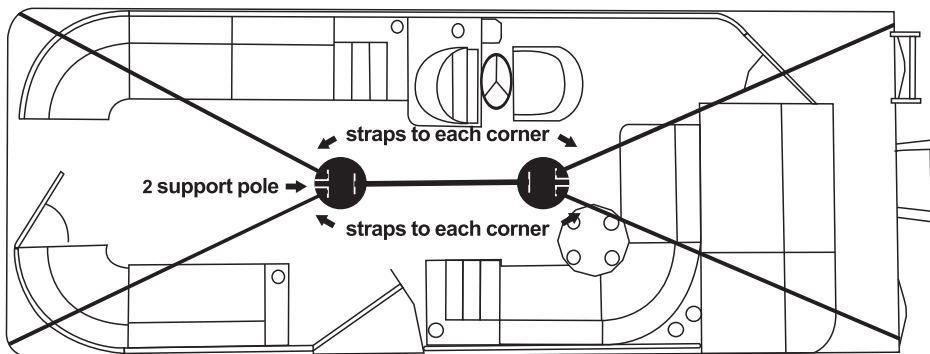
Here are the 3 most popular, but you may need to modify for your specific circumstances.

1. PONTOON BOATS OR DECK BOATS (normally up to 24' or so in length)



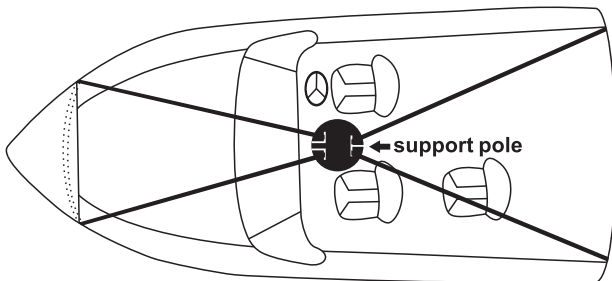
- a. 1 pole, approximately in middle of boat
- b. 4 straps, one to each corner

2. EXTRA LARGE PONTOON BOATS OR DECK BOATS (generally 24 ft or more in length)



- a. 2 poles, joined in middle by two straps
- b. 4 straps, one to each corner

3. RUNABOUT/VHULL TYPE BOATS (generally up to 28')



strp to each of rear corners, and two joined together around front of boat

- a. pole approximately in center of boat
- b. strap with hook to back 2 corners
- c. 2 straps looped together with hooks removed under and around front of boat

Note: If the straps are way too long for your application, they are easy to modify.

You can take up a tremendous amount of slack with the adjustment mechanism built into the cover.

If they are still too long, given that they are nylon, you can cut them and gently melt the ends to prevent fraying!

Again, this support system is highly customizable to your specific set of circumstances, but these 3 scenarios above will apply to most situations.

Remember, the basic principal remains the same regardless of your specific application.

We want the pole(s) near the center of the boat to 'tent' the cover.

The straps are there for two reasons....to hold the pole in place,

and to provide ridges from the pole to the corners of the boat to provide a little more support for the cover.