

# MOSAÏS

## SIZE GUIDE

Ring measurement guide

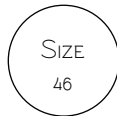
### Measure an existing ring

Print this page in A4 format in real life size. To be sure, measure using the following steps:  
Place your ring on the ring sizer until it is accurately aligned.  
If your ring is positioned between two sizes, we advise you to order the larger size.

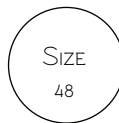
1 CM



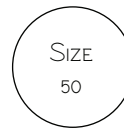
14,01 MM



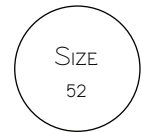
14,64 MM



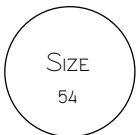
15,28 MM



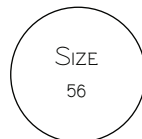
15,92 MM



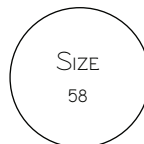
16,55 MM



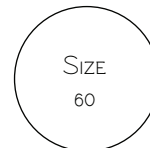
17,19 MM



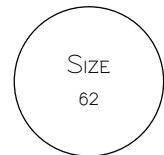
17,83 MM



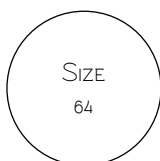
18,46 MM



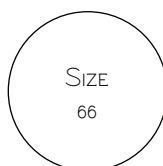
19,10 MM



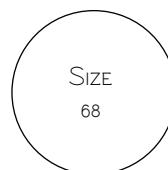
19,74 MM



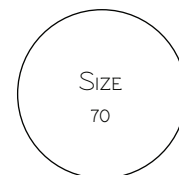
20,37 MM



21,01 MM



21,65 MM

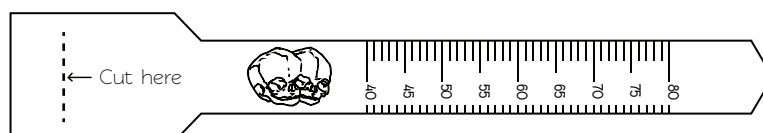


22,28 MM

### Measure your finger

Print this page in A4 format in real life size. To be sure, measure using the following steps:  
Cut out the size chart below and make a slit around along the dots.  
Retighten the ring sizer until it is comfortably adjusted to your finger.  
Your ring size will be indicated on the slit.

1 CM



# MOSAÏS

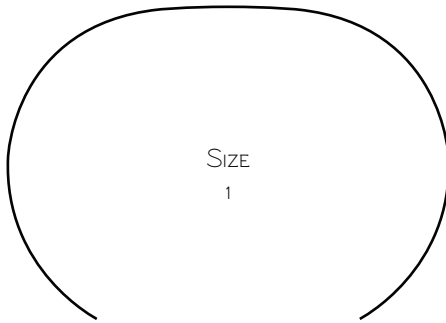
## SIZE GUIDE

Bracelet measurement guide

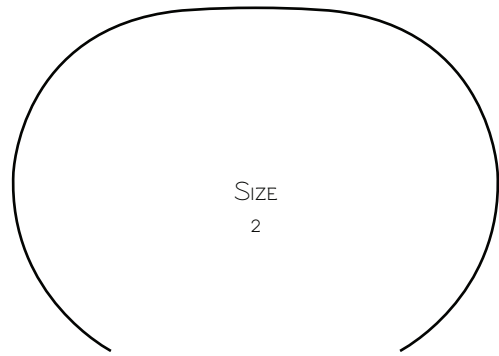
### Measure an existing bracelet

Print this page in A4 format in real life size. To be sure, measure using the following steps:  
The curved line corresponds to the interior diameter of your bracelet.  
If your bracelet is positioned between two sizes, we advise you to order the larger size.

1 CM



58 MM



64 MM