

BLUEBELLA®

BELLA

Print her onto paper or card
Cut her out
Stick the stand to the back of the dolly, make
sure the bottom is level with the bottom of
the logo box
Dolly will lean slightly when standing
Dress her up in your favourite Bluebella looks

If you cut out the space in her arm, her
outfits will have a better fit

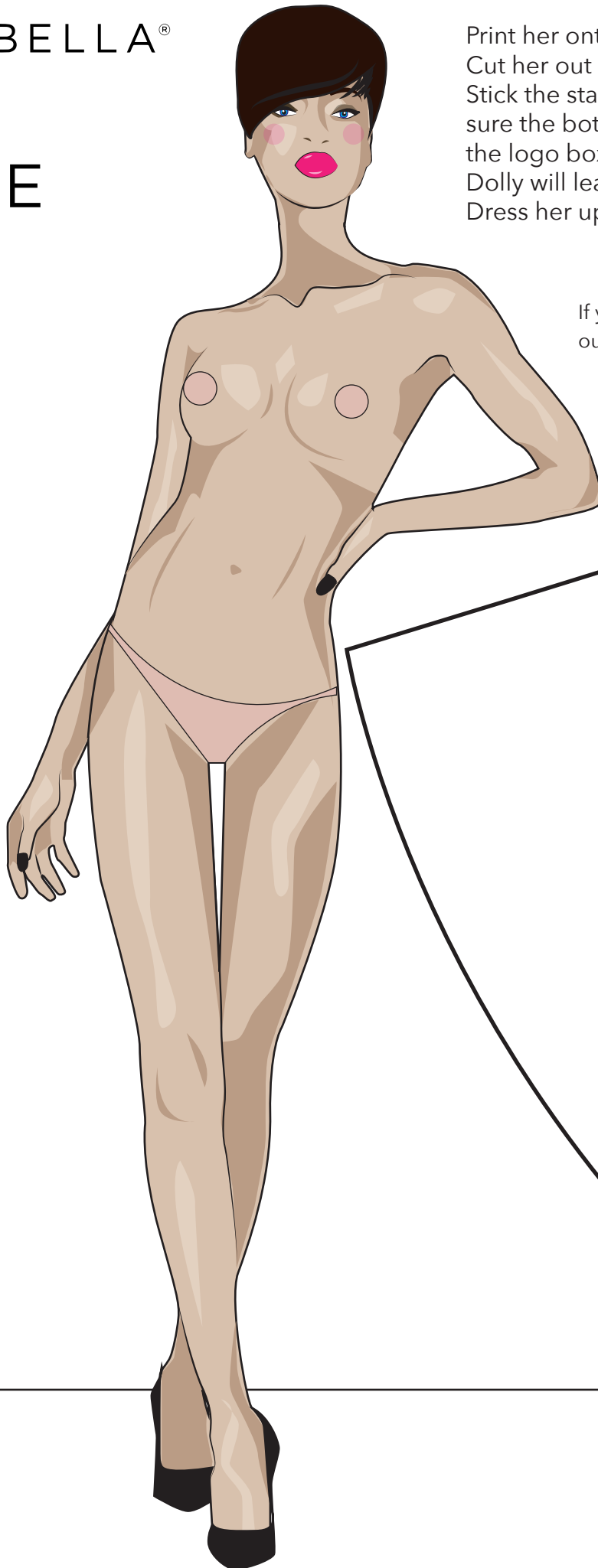


BLUEBELLA®

BLUE

Print her onto paper or card
Cut her out
Stick the stand to the back of the dolly, make
sure the bottom is level with the bottom of
the logo box
Dolly will lean slightly when standing
Dress her up in your favourite Bluebella looks

If you cut out the space in her arm, her
outfits will have a better fit




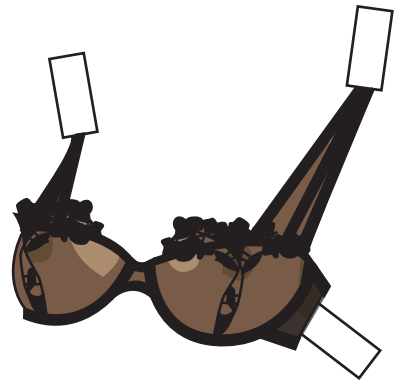
attach to back of dolly
top

BLUEBELLA®



BLUEBELLA®



OPHELIA



NOVA





RANI


BLUEBELLA®



OPHELIA



NOVA



RANI