



PHONE: 306-242-1033

FAX: 306-242-6466

2717 CLEVELAND AVENUE SASKATOON SK S7K 3R2


CUSTOMERSERVICE@ANSTEYHATCHERY.CA

www.ansteyhatchery.ca



Anstey Hatchery

@ansteyhatchery





To our fellow poultry enthusiasts,

Thank you for your continued support of Anstey Hatchery! We would like to thank Joan Anstey and Dale Anstey for working with us to ensure a smooth transition this past year. We appreciate you sharing all your knowledge with us.

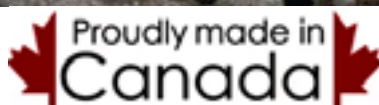
We look forward to 2024 and continuing to provide top quality Canadian chicks. Anstey Hatchery has always been proud to ensure that our customers have the highest quality chicks available to them. To do this we have ensured that we have a local supply of breeders. We have the broiler breeder farm in Didsbury Alberta that we have exclusive access to. We also have an exclusive contract with another local farm family for our heritage and dual purpose breeds. This local supply, along with meeting the top standards in animal welfare and biosecurity, guarantees our quality and quantity to hatch a top Canadian chick.

We are excited to announce that this year will be offering heritage birds. Enjoy looking through the catalogue and seeing the 12 heritage breeds produced locally. From the popular Ameracauna to the Bantams there is something for everyone. We are also offering 2 new turkey breeds this year, the Mini Classic and the Artisan Gold.

What a year 2023 has been! We have thoroughly enjoyed our first year at Anstey Hatchery and we look forward to working with you this next year!

We wish all our customers a safe, healthy and productive year!

Jeff and Grejanka Kamlah and family



This year we have unfortunately parted ways with Peavey Mart. We are committed to providing top-quality Canadian chicks and are partnering with businesses who share the same goals. When placing an order through one of our dealers you can be assured you are supporting Canadian family farms to produce top-quality Canadian chicks. If you have any questions please contact our office.

Important Information for Raising Cornish Cross

DAYS OLD	LIGHT	TEMPERATURE	FEED
0 – 4	24 hours	90° F/33° F	20% Chick starter (fine crumbs) – 24-hour period.
4 – 21	24 hours dim light from infrared heat lamp only (You should just be able to read a newspaper)	Reduce 5° F/ 3° C per week by raising heat lamp.	20% Chick starter up to 6 hours feeding time in 24- hour period. (3hrs AM / 3hrs PM) NOTE: DO NOT RESTRICT WATER
21 plus	16 hours dim light. If heat not required 4 – 8 hours of darkness each night.	70° F/21° C is a comfortable temperature to maintain after 4 weeks of age.	16% Grower ration – complete ration OR Mix 35% supplement – 4 parts grain to 1 part supplement to make a 16% protein ration. (65% wheat, 25% oats, 15% barley)

****IT IS MOST IMPORTANT TO RESTRICT THE FEED WHEN RAISING CORNISH CROSS
BIRDS WILL BE MORE ACTIVE AND HEALTHIER ON A RESTRICTED FEEDING PROGRAM**

IMPORTANT INFORMATION IN RAISING MOST VARIETIES OF CHICKS

HEAT – The correct temperature is of utmost importance to start your chicks off healthy and strong. A 175 - 250-watt infrared heat bulb hung 18" above the floor works well. It also provides light to prevent piling. Allow 1 infrared heat bulb for every 50 chicks.

DO NOT USE A RUBBERMAID TUB FOR BROODING, chicks need space for movement towards and away from heat.



TEMPERATURE SCHEDULE FOR CHICKS			
Days	(F°) Temp		(C°)
1-7	89 - 91	31 - 33	
8-14	80 - 83	27 - 29	
15-21	75 - 78	24 - 27	
22-28	72 - 75	22 - 24	
29-38	68 - 71	20 - 22	
39+	65 - 68	19 - 20	

TEMPERATURE SCHEDULE FOR TURKEYS			
Days	(F°) Temp		(C°)
1-7	90 - 95	33 - 35	
8-14	85 - 90	30 - 33	
15-21	80 - 85	27 - 30	
22-28	75 - 80	22 - 24	
29-38	70 - 75	24 - 27	
39+	65 - 70	19 - 21	



FEED – Use chick starter for 3 weeks for Cornish Cross. Use chick starter for 6 – 8 weeks for Layers. Turkeys need to be on 25 – 28% Turkey starter for 6 weeks. Have feeders filled before chicks arrive. Plan on 1 inch of feeder space for each chick. One 3' feeder will handle 75 chicks. Remember, good nutrition and management are an important consideration in raising strong healthy chicks. When chicks are 1 week old, move feeders & waterers apart from each other a bit at a time until they are at least 4 - 5 feet apart.

LITTER – Straw or wood shavings make excellent litter at approximately 3 inches deep. Chilling can be caused by not enough floor insulation. It is best to add litter rather than change it as this can stir up dust and affect air quality.

FLOOR SPACE – Provide approximately 1 sq. ft. per chick. Plan for approximately 2 sq. ft for turkeys. Use 18-inch chick guard in a circle to eliminate crowding in the corners, and to reduce drafts.

WATER – Clean, fresh water is of utmost importance, have waterers filled just before the chicks arrive. Plan on 2 one gallon waterers for each 100 chicks. Add Poulvite+Biotin at 1 tsp/gal for the first 4-5 days, and vitamins throughout the growing period. Water makes up to 60-70% of the chicken. A chicken will consume double the water than food intake.

VENTILATION – Ventilation is important from the first day. Chicks need fresh warm air. When proper ventilation is provided it will regulate carbon dioxide and ammonia levels as well as keeping the floor drier and the chicks healthier.

We trust that you're following the above points with *Tender Loving Care* will give you the desired results in raising your flock of Anstey chicks.

FOR MORE INFORMATION VISIT OUR WEBSITE AT: www.ansteyhatchery.ca

POULTRY HEALTH BASICS

Anstey Hatchery Ltd. takes all precautions for a disease-free environment. Bio-security is of utmost importance.

Have a Bio-security program in place to protect against disease.

- Clean and disinfect all buildings and poultry equipment prior to placing birds. (see **Cleaning and Disinfecting**).
- Use clean dry litter.
- Limit access to poultry houses and wear clean footwear and clothing.
- Use foot baths when entering poultry houses. Many diseases are spread directly from bird to bird through secretions and feces, and indirectly through contaminated feed, water, and equipment.
- Maintain high sanitation standards in and around poultry houses.
- Have rodent and insect control: seal all openings and cover ventilation areas with screens.

CLEANING & DISINFECTING

Your chicks at Anstey's have come from a very clean and sterile environment. We recommend cleaning and disinfecting procedures be used to ensure healthy, happy chicks. It is impossible to disinfect dirt; dirt harbors microorganisms. Cleaning is the entire removal of dirt, followed by a thorough disinfecting. An equal amount of bleach and water is recommended, or use a disinfectant cleaner, for poultry buildings.



PREPARE THE COOP: Your entire chicken coop including all the equipment, must be thoroughly cleaned, washed & disinfected from floor to ceiling & in working order. Do not use creosote-based products for disinfecting as harmful fumes may result. Check for & seal off all drafts, windows, doors & do general building repairs, etc. Do not use plastic to seal the area. It is no substitute for insulation & will cause lack of air flow & high humidity. A dry hen house greatly reduces the risk of Coccidiosis. Leave yourself enough time for the area to dry before putting down fresh bedding. A thin layer of hydrated lime is advisable on dirt floors to maintain dryness.

BEDDING: Cover the floor area with about 10 cm (4 in) straw or 5 cm (2 in) shavings (not sawdust or aromatic woods such as cedar). Never use newspaper, unless mechanically shredded, as it may cause severe leg problems for turkey poults and broiler chicks. Unless the bedding gets wet, avoid changing litter during the growing period. It is better to add litter than to change it, as this will avoid disturbing mold that may have formed beneath.

TEMPERATURE: Warm the area for AT LEAST 24-48 HOURS before the arrival of your chicks. This will ensure that your bedding is warm and dry and allows you to accurately MEASURE THE TEMPERATURE FURTHEST FROM THE HEAT SOURCE DURING THE COLDEST PART OF THE NIGHT (about 4:00 a.m.) as well as during the day. At the outer edge of the brooding area the temperature should be no colder than 30°C (85°F) for chickens or 35°C-38°C (95°F-100°F) for Turkeys, Pheasants & Bantam breeds. It is best to heat the entire room to at least 24°C (75°F) with an additional room heater. This will allow the heat lamps to warm the chick brooding area more efficiently & reduce fluctuations in temperature. For larger brooding areas use more than one thermometer. DO NOT GUESS THE TEMPERATURE. You may find it helpful to use a 'Hi-Low' thermometer in your brooding area; which will record the highest and lowest temperatures reached. This will allow you to see how cold it is getting at the coldest part of the night (about 4:00 a.m.). What is comfortable for you, is most certainly not warm enough for your chicks! BE PRECISE! If your chicks/poults crowd together, especially under the heater, they are too cold. If they are crowding the outer edge, or gurgling, they are too hot. Chilling results in long term problems with hearts, legs & growth rate, especially in broilers and turkeys. The temperature may be reduced after the initial 1-2 weeks by 3°C (5°F) per week to a low of 21°C (70°F) at night.

WHEN YOUR BIRDS ARRIVE: Your birds will be thirsty. Depending on where you live, they may have been in transit up to 36 hours. It is important that the water in the waterers is cooler than the air temperature to ensure that the chicks do not mistakenly get right into the water. Getting wet will chill the chicks & can lead to a disastrous pile up. Monitor the birds closely. It takes 2-3 hours for the birds to adjust to the brooder house temperature. In addition, you may choose to use new 2.5 dozen fiber egg flats for the chicks to drink from for the first 2-4 hours. The small cups of the fiber egg flats provide the chicks a large water surface area without getting soaked.

FEED AND WATER: Chicks should always have food and water in front of them and should not crowd for food. Do not move the feeders and waterers for the first few days. A chick that cannot reach food will pick at the litter, resulting in starve-outs and impacted crops (mortality from this and chilling can be expected at 3 to 6 days). Just before your chicks arrive, set out fresh water, preferably with electrolytes*. For the FIRST DRINK ONLY, add ½ cup of sugar per gallon of water to give them a good start. It is a good idea to dip each bird's beak before releasing the birds. Waterers should be cleaned daily. Your birds should receive commercial starter as recommended. Use one, 24" feeder for every 25 birds & one, 1 gallon fount for every 50 birds. As the chicks get older you can raise your waterer onto a platform of wire or slats. This will prevent the chicks from coming in contact with the damp floor around the waterer. We recommend 25% protein turkey starter for turkeys, bantams & pheasants for the first 8 weeks.

Note: TURKEYS are extremely sensitive to chilling & it is most noticeable in their heart, legs and joints. Turkeys survive best when initially placed with chicks. The chicks 'teach' the turkeys to eat and drink, and the chicks provide body warmth. If you place chicks and turkeys together, feed them a turkey starter. Separate the Turkeys from chicks at 3-4 weeks, so that the chicks can be fed a lower protein ration. You should not use the Broiler/Cornish for this as they grow too fast on turkey starter.

AN OUNCE OF PREVENTION IS WORTH A POUND OF CURE!

*Note: overuse of electrolytes is detrimental to the heart health of your meat birds due to the high salt content. If your birds get chilled at any point, contact your veterinarian immediately about administering a water based antibiotic for 5-7 days & correct your temperature. If you do not react quickly to a chilling situation, your losses can be great and will continue throughout the growing period! This recommendation is from decades of experience with poultry.

How do I know if the temperature is right?

Use a **thermometer at chick height** the furthest from the heater the chicks can go. Are your chicks crowding beneath your heat source or just huddling where they are? Are they looking lethargic or do not want to move around or peeping very loudly? **They are too cold!**

If they are keeping to the outer edge or spreading their wings like a helicopter or panting, **they are too hot!** Adjust your heat source accordingly.

If your chicks are running about eating, drinking and peeping calmly? **You have it bang on!**

Start your brooder lamp 45 cm (18") from the floor and raise it according to your chicks age/comfort. Night time temperature lows could be deceiving you! Have some form of supplementary heating in your brooding facility. Ambient room temperature should be 24°C (75°F).

My chicks were fine and started dying at 4 days of age all over the place.

TEMPERATURE! The chicks have most likely starved out. If they were not warm enough on their first nights, they may have spent too much of the time trying to stay warm and not enough time finding food and water.

Why have my birds got pasty rear ends?

TEMPERATURE! This often occurs due to early chilling. It is important to remove the paste daily with some warm water. If your chicks do not recover within a few days, reassess your environment: it may still be too cold. Also consult your veterinarian as to whether to administer an antibiotic in their water to prevent an opportunistic bacterial infection. If you are growing your birds organically, your temperature control is even more critical.

My chicks are doing great, but my turkeys are dying. Why?

TEMPERATURE! Turkeys need higher temperature than chickens - they may appear well, mixed in with the chicks, but check that they are eating and drinking & that their crops are full. Always use a thermometer!

My turkeys have gone down on their knees!

TEMPERATURE! TEMPERATURE! TEMPERATURE! The birds have gotten chilled and with turkeys it affects their joints. Make sure your bedding is both dry and thick. Straw is not recommended for turkeys. Wet bedding can also lead to staph infections. Increase temperature! Contact your veterinarian immediately as an antibiotic is likely appropriate to minimize further losses! Cold summer winds & lack of proper nutrition can cause crippling even at 4 months.

My birds were really chilled when they arrived.

If your birds appear chilled from transport, don't put them directly in the brooder house. Keep them in their box under a heat lamp until they appear comfortable/active. Stay with them watching that they do not overheat. Ensure that they have a multi-vitamin in their water for the first 5 days. Remember, a brooder at the correct temperature will quickly perk up the chicks. Watch your temperature closely. **Always** use a thermometer. Untreated chilling will lead to poor growth and continuous high mortality. The use of antibiotics may be required!

My birds are big now & I let them outside. They were fine for a week & now they are looking droopy. TEMPERATURE!

Was it a cold windy day? Did they get wet? At 4 weeks the birds can go outside, but gauge the weather on a daily basis. Keep in mind that warm days can still end up in chilly nights.

Should I vaccinate my birds for Marek's?

Marek's disease affects the nervous system of the infected poultry. It is transmitted by dander and there is no cure. You can potentially lose up to 80% of your birds if infected. Vaccination is recommended for all laying hens.

My birds received cocci vaccine but I couldn't get any un-medicated feed.

Don't panic—it just means that the cocci vaccine has been destroyed & you must continue to feed the medicated feed as if they had not been vaccinated at all.

My broilers were doing so well and now I am finding some dead on their backs.

They are growing too fast. If they are 3 weeks old, you may change their feed to a poultry grower (this only applies to Broilers.) Place their feeders further apart. Let them finish it all before adding any more. Heart attacks are identified by the position of the body being found on its back. If you can, reduce the number of hours of light they receive. They will sleep instead of eating! Also check feed and water for excess salt content.

My broilers are turning blue in the face and are struggling for air!

They are showing signs of ascites. This is fluid collecting around their heart prior to them having heart failure. Cut down on the number of hours of light; be sure they are on grower not starter. Move your feeders further apart to make them get up and move. Be sure they have plenty of space.

Protect yourself and your family!**Tips for the safe handling of chicks and live poultry**

Live poultry (chicks, chickens, poult, turkeys, ducks, and geese) can be a source of potentially harmful microorganisms (germs); therefore, precautions must be taken when handling and caring for them. These germs can spread to you from a bird, its droppings, or from anywhere the bird or its droppings have been. You can get sick if the germs come into contact with your mouth, eyes, or nose.

There are things you can do to help keep yourself, your family and birds safe!

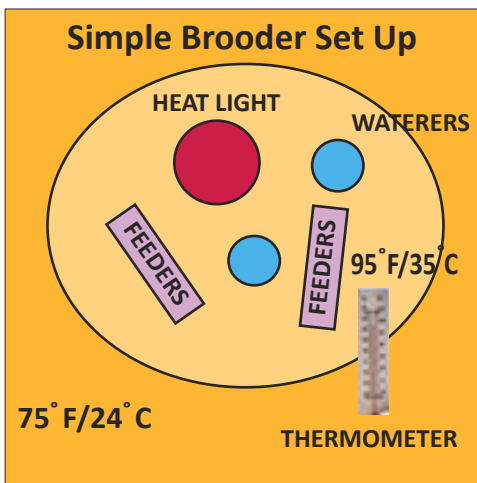
- *Handle only one chick at a time. Hold the chick with both hands, but be careful not to squeeze.
- *Wash your hands thoroughly with soap and water right after touching live poultry or anything around where birds have been.
- *Adults should help children wash their hands. If you can't wash your hands right away, use hand sanitizer until you can wash your hands with soap and water.
- *Adults must supervise children when they handle poultry to make sure they do not put their hands or fingers into their mouths.
- *Children under 5, the elderly, and people with weak immune systems can become sick more easily and therefore should minimize or avoid contact with live poultry and should wash their hands and change their clothing after contact.
- *Keep your face away from the chick. Don't snuggle or kiss the birds. Keep your hands away from your face. Don't eat or drink while handling chicks, and until you have washed your hands.
- *Keep live poultry and poultry equipment outside your home, and away from places where people eat or make food.
- *Practice good biosecurity between different animals and age of flocks, by keeping them separate, changing boots and coveralls between flocks and using disinfecting foot dips at entrances.



Anstey's Guarantee To Our Customers

IMPORTANT

1. 100% live arrival is guaranteed provided shipment is checked when received and any loss is noted in a report signed by the transporter or the dealer (do not include extras). Notification to be given within 24 hours.
2. We will credit any *loss occurring within 2 weeks of shipment of day old chicks without question, **providing** the loss livability report is returned to us within 3 weeks of shipment. *Loss over 10% of any one breed must be accompanied by a veterinary report indicating that the loss was a result of poor quality of chicks provided. Does not include extras. Dual purpose and heritage 'Packages' are considered one breed when calculating the 10%.
3. We guarantee 85% accuracy of sexed orders. Unsexed orders are shipped as they come from the incubator. This generally works out to 50% of each sex; however, the ratio in smaller orders of chicks often tends to be uneven.
4. We cannot guarantee that all the Heritage Breeds conform to their breed standards. Nor can we guarantee the ratio of males to females. Heritage breeds are sold straight run only!
5. In all cases we will only be responsible to the extent of the invoiced price of the chicks or poults to the original purchaser only. **Split orders between customers do not qualify for our guarantee.** We will not be liable for any consequential or incidental damages.
6. We warrant that the poultry described in the order will be in good condition, so far as can reasonably be determined, at the time of delivery by us. Established flock control, egg selection, production, and handling methods (including established sanitary and disease control standards) generally accepted in the industry, are in place. It is understood, agreed and considered reasonable that THERE ARE NO WARRANTIES, EXPRESSED OR IMPLIED, WITH RESPECT TO THE POULTRY OTHER THAN THOSE SPECIFICALLY STATED IN THIS AGREEMENT, AND SELLER SPECIFICALLY DISCLAIMS ANY WARRANT OF MERCHANTABILITY OR FITNESS OF THE POULTRY.
7. By acceptance of the poultry, the buyer acknowledges that the limitations and disclaimers herein set forth are conditions of the sale, and constitute the entire agreement between the parties regarding warranty or other liabilities and the remedy therefore.
8. The purchaser or dealer is required to examine the birds and must report any mortalities or other problems to the Hatchery prior to leaving the point of pickup.
9. All orders are F.O.B. at the hatchery.



ARE YOU READY FOR YOUR CHICKS TO ARRIVE

- A) Make a corrugated cardboard ring approximately 6 - 8 feet in diameter.
- B) Pack at least 4" of dry bedding in and around the circle.
- C) Add heat lamp just off center, 2 feeders and 2 waterers for 50-100 chicks
- D) Place thermometer furthest from heater that chicks can reach at chick height. Temperature should be 90° - 95° F/32° - 35° C. Allow 0.5 square foot per chick.





GIANT CORNISH CROSS

- ★ Capable of converting 1 lb of meat on less than 2 lbs of feed.
- ★ Rapid maturing...Roasters at 8 weeks.
- ★ Cockerels mature to 12 lbs, pullets 8 lbs live weight.
- ★ Broad breasted and meaty thighs.
- ★ Outstanding fryer at 6 weeks.
- ★ Pullets can be butchered for Cornish Game Hens at 4 weeks.

GIANT CORNISH CROSS

Unsexed Each:	1-24:\$4.45	25-49:\$3.45	50-99:\$3.30	100+:\$3.20
Pullets /Cornish Game Hen Each:	1-24:\$5.05	25-49:\$4.05	50-99:\$3.90	100+:\$3.80
Cockerels Each:	1-24:\$4.75	25-49:\$3.75	50-99:\$3.60	100+:\$3.50



WESTERN RUSTIC

- ★ Hardy, slower growing birds ideal for backyard flocks.
- ★ Known for excellent strong legs.
- ★ 6-7 lbs live weight at 9 to 10 weeks of age.
- ★ Produces flavourful quality meat.

Western Rustic

Unsexed only	1-24:\$6.25	25-49:\$5.25	50-99:\$5.10	100+:\$5.00
--------------	-------------	--------------	--------------	-------------



WHITE EGG LAYERS

- ★ High peak performance with superior shell quality.
- ★ Low feed consumption and improved quiet disposition.
- ★ Long production cycle.

WHITE EGG LAYERS

Unsexed:	Each	1-24 \$3.93	25-49 \$2.93	50-99 \$2.78	100+ \$2.68
Pullets:	Each	1-24 \$5.53	25-49 \$4.53	50-99 \$4.38	100+ \$4.28
Cockerels:	Each	1-24 \$2.45	25-49 \$1.45	50-99 \$1.30	100+ \$1.20

Growing your own layers??
We strongly recommend you have your layer chicks vaccinated against Marek's Disease.

BROWN EGG LAYERS

- ★ Produces large eggs with strong shells.
- ★ Very calm disposition.
- ★ Hardy for variable climates.
- ★ One of the finest brown egg layers available with attractive red and white feathering.



BROWN EGG LAYERS

Unsexed:	Each	1-24 \$4.61	25-49 \$3.61	50-99 \$3.46	100+ \$3.36
Pullets:	Each	1-24 \$5.78	25-49 \$4.78	50-99 \$4.63	100+ \$4.53
Cockerels:	Each	1-24 \$3.56	25-49 \$2.56	50-99 \$2.41	100+ \$2.31

Very clean birds laying early in the day for easy egg collection

WARNING!

Poor feed quality for hybrids may result in cannibalism & or egg eating. Hybrids require 18% protein



BARRED PLYMOUTH ROCK

- ★ One of the oldest breeds.
- ★ Exceptional egg layer.
- ★ Easy to raise.
- ★ Winter hardy.

COLUMBIAN ROCK

- ★ Heavy breed.
- ★ Calm disposition.
- ★ Lean and tasty.
- ★ Quality eggs.



RHODE ISLAND RED

- ★ Dark brown eggs.
- ★ All around hardy.
- ★ Deep red in colour.
- ★ Quality meat.

BARRED ROCK

COLUMBIAN ROCK

RHODE ISLAND RED

Price per chick, per sex, per breed:

Unsexed :	Each	1-24:\$5.67	25-49:\$4.67	50-99:\$4.52	100+:\$4.42
Pullets :	Each	1-24:\$7.18	25-49:\$6.18	50-99:\$6.03	100+:\$5.93
Cockerels:	Each	1-24:\$4.27	25-49:\$3.27	50-99:\$3.12	100+:\$3.02

DUAL PURPOSE...PROVEN ALTERNATIVE FOR EGGS AND MEAT

RED SUSSEX CROSS

- ★ Known for hardiness, great for backyard flocks.
- ★ Larger red pullet that produces brown eggs.
- ★ Roosters are white with contrast feathering.
- ★ Pullets are 5.5 lbs. Roosters 6.5 lbs.



RED ROCK CROSS

- ★ High breed vigor.
- ★ Pullets are black with golden neck.
- ★ Roosters are mottled black/white.
- ★ Pullets are 5.5 lbs. Roosters 6.5 lbs.

RED SUSSEX

RED ROCK

Price per chick, per sex, per breed:

Unsexed:	Each	1-24:\$4.91	25-49:\$3.91	50-99:\$3.76	100+:\$3.66
Pullet:	Each	1-24:\$6.18	25-49:\$5.18	50-99:\$5.03	100+:\$4.93
Cockerels:	Each	1-24:\$3.76	25-49:\$2.76	50-99:\$2.61	100+:\$2.51

DUAL PURPOSE PACKAGES MINIMUM 25.

THESE WILL BE AN ASSORTMENT CONSISTING OF ONE OR MORE BREEDS WHICH HAVE NOT BEEN SOLD AS SPECIFIC BREED.

HATCHERY SELECTION FOR DISCOUNTED PRICE

Unsexed:	Each	25-49:\$3.51	50-99:\$3.36	100+:\$3.26
Pullet:	Each	25-49:\$4.78	50-99:\$4.63	100+:\$4.53
Cockerels:	Each	25-49:\$2.36	50-99:\$2.21	100+:\$2.11

Additional charges may apply if a confirmed order is changed or cancelled

HERITAGE BREEDS - STANDARD

Heritage breeds have been selected for temperament as well as tolerance of the Canadian climate. We will do our best to give you a good selection of breeds in your packages, but we cannot guarantee that you will get all the breeds or guarantee show quality! Minimum orders, for warmth, are 25 Chicks or 30 Pheasants (selected dates). All heritage breeds are sold as unsexed.




AMERAUCANAS

- ★ American version with tail feathers.
- ★ Not as big as other breeds.
- ★ Layer of quality blue-green eggs.
- ★ Delightful beards and multicoloured.



BIELEFELDER

- ★ Newer breed know as "gentle giant".
- ★ First appeared in the USA in 2011.
- ★ Great cold tolerance.
- ★ Friendly and calm.
- ★ Produce large brown eggs.



BLACK AUSTRALORP

- ★ Australian equivalent to the Orpington.
- ★ Docile despite dominant black colour.
- ★ Appealing round bodies.
- ★ Upright 5 point comb.
- ★ Excellent dual purpose bird.



BLUE ANDALUSIANS

- ★ Originally from Spain.
- ★ Small, active closely feathered birds.
- ★ Tend to be noisy and rarely go broody.
- ★ Tolerate heat better than cold.
- ★ Needs shade to retreat when too hot or humid.



Additional charges may apply if a confirmed order is changed or cancelled



BUFF ORPINGTON

- ★ Brought to North America in late 1800's.
- ★ Broad, smooth feathers on large body.
- ★ Excellent temperament.
- ★ Hardy winter birds.
- ★ Beautiful pale meat.
- ★ Top class dual purpose bird.



COPPER MARANS

- ★ One of six Maran breeds in 1932.
- ★ Fantastic dark brown egg layers.
- ★ Non-aggressive and great at foraging.
- ★ In post-war France the breed was nearly non-existent.



CUCKOO MARANS

- ★ Known for deep brown chocolate eggs.
- ★ Black and white feather pattern.
- ★ Typically calm and easy to train.
- ★ Were developed in France in the town of Maran during the mid 1800's.



GOLDEN LACED WYANDOTTE

- ★ Great layers of medium-sized brown eggs.
- ★ Tendency to be broody.
- ★ Strong personalities but docile.
- ★ Very cold hearty with dense feathering.
- ★ Created in Wisconsin in the 1880's for people wanting a great utility bird.

Standard Heritage

Price per breed

1-5: \$16.80 each 6-14: \$11.15 each 15-24: \$9.65 each 25+: \$8.65 each

Additional charges may apply if a confirmed order is changed or cancelled

HERITAGE BREEDS - STANDARD



LAVENDER ORPINGTON

- ★ Known to be curious, docile and intelligent.
- ★ Large yet compact.
- ★ Good egg layer, can be broody.
- ★ Will sit on any egg!
- ★ Lavender version created in 1990's.



SPECKLED SUSSEX

- ★ Lively yet docile breed.
- ★ Enjoys the presence of humans.
- ★ Makes a delightful pet.
- ★ Goes broody in the warmer months.
- ★ Good foragers.
- ★ Generally hardy for cold climate.



HERITAGE BREEDS - BANTAM

All bantams are very sensitive to temperature -especially for the first 2 weeks. Their tiny bodies cannot hold the body heat like a Broiler. TLC must be provided and constant monitoring for the first 48 hours. We recommend **Turkey starter** for the first 8 weeks.



WHITE SILKIES

- ★ Known for black skin and hair-like plumage.
- ★ Have a fifth toe.
- ★ Excellent setters, friendly nature, quietest of the silkies.

GOLDEN LACED COCHIN

- ★ Heavily feathered down the shanks and toes.
- ★ Appear much larger than they are.
- ★ Very gentle, excellent setters and require little space.
- ★ Each feather is rich, golden-bay laced with lustrous greenish-black creating a broad oval with a golden bay center.



Standard & Bantam

Price per breed

1-5: \$16.80 each 6-14: \$11.15 each 15-24: \$9.65 each 25+: \$8.65 each

**95°F/35°C
required for
starting these
breeds**

PHEASANTS

CHINESE RINGNECK PHEASANTS

The most loved of the meat pheasants in this part of the world. These Chinese descendents continue their popularity due to their good taste and fine looks. Pheasants should be butchered at 22 weeks & will weigh 1.5-2.5lbs. live. They are sold unsexed only and shipped on select hatch days at a minimum of 30 pheasant chicks.



Price per chick:

30-59: \$6.50 60-89: \$6.30 90 or more: \$6.10

30 pheasants: \$195.00 plus shipping

Call for 2024 hatch dates

These breeds have been selected for their uniformity, rate of lay, docile temperament and utilization as a good lean meat alternative! They are highly desirable for their longevity and hardiness despite our harsh weather extremes. Given the chance, they will not only all set, but will be with you for many years. We are unfortunately **unable to sex** these birds so we cannot be responsible for the rooster to hen ratio. The more you order of a breed the better the chance of balanced numbers-Most breeds hatch at 48% pullets.

Our vaccinated purebred parent stock produces excellent quality, lively chicks. All Heritage birds and Pheasants are **SOLD UNSEXED ONLY**. You can be sure that your chicks are strong and healthy - Our reputation depends on it. This stock has variable breed uniformity, therefore not considered show quality!

HOW TO ORDER

YOUR CHOICE: * Price per chick per breed. You may order: Ameraucanas; Bielefelder; Black Australorp; Blue Andalusians; Buff Orpington; Copper Marans; Cuckoo Maran; Golden Laced Cochin Bantam; Golden Laced Wyandotte; Lavender Orpington; Speckled Sussex; White Silkies Bantam;

1-5:\$16.80 each **6-14:\$11.15** each **15-24:\$9.65** each **25+:\$8.65** each

PACKAGES: Hatchery selection of one or more breeds of birds **not** booked for specific breed orders.

We make every effort to provide you with a mix of breeds available on your shipment date.

You may **not** choose the breeds with this package option. Minimum 10 for a package. Total order must equal 25.

There are **2 different packages; STANDARD** (Standard) or **ALL BREED** (Standard + Bantam)

10-24:\$8.65 each **25+:\$7.90** each (no guarantee of no. of breeds/varieties)

SERVICES

Marek's Vaccine (M): Available for **Standard** heritage breeds only \$23.00 Min. add 23¢ per bird over 100

Beak Treatment (BT): Available for **Standard** heritage breeds only \$26.00 Min. add 26¢ per bird over 100

Coccidiosis Vaccine (C): Available for **all heritage** breeds \$23.00 Min. add 23¢ per bird over 100

Shipping: \$42.00 Min. add 42¢ per bird over 100 Shipping by **Air:** actual cost plus **+\$25 handling**

HATCHING EGGS: FOR PICK UP IN SASKATOON OR SHIPPED WITH CHICKS ONLY

For those of you that would like the joy of seeing new life as it emerges, we can supply a few types of hatching eggs. You can pick them up at the hatchery, or we can ship fresh eggs to you **by mail**, but they **must be with an order of chicks**. While we will ensure that we ship eggs with high fertility, due to the nature of hatching eggs, **we cannot be responsible for how they hatch. Additional freight charges of \$10.00/dozen apply.**

CHICKEN EGGS: Broiler, White egg layer, Brown egg layer, Rhode Island Red
Red Rock Cross or Red Sussex Cross. **\$31.00/dozen**

TURKEY EGGS: White Turkey **\$58.00/dozen** Bronze Turkey **\$81.00/dozen**

Sorry! Heritage Breed Hatching Eggs are NOT available for purchase.

**Did you know that a rooster will breed up to 40 times daily?
For happy hens keep your roosters to a ratio of 1:8-10 hens.**

ARTISAN GOLD

- ★ Small in size and slow growing.
- ★ Black feathers, unique colouring in face and feet.
- ★ Thrives in free range environment.
- ★ Offers a robust, gamey taste that is exotically different from traditional turkeys currently in the market.



MINI CLASSIC

- ★ Small, stocky, and robust.
- ★ Thrives in free range operations.
- ★ Small size offers maximum harvesting flexibility.
- ★ Convenient-to-cook size that delivers a high quality, succulent taste with appealing table presentation.



HEAVY WHITE

- ★ Performance record unexcelled.
- ★ Superior feed conversion.
- ★ High livability and splendid conformation.
- ★ Rapid growth with high meat yield.
- ★ Hens may grow up to 18 lbs at 16 weeks.
- ★ Toms may grow up to 40 lbs at 20 weeks.



ORLOPP BRONZE

- ★ Heirloom turkey.
- ★ Beautiful and natural feathering.
- ★ Impressive growth rate.
- ★ Exceptional quality and taste
- ★ Great for free ranging farms.
- ★ Hens may grow up to 23 lbs in 20 weeks.
- ★ Toms may grow up to 40 lbs in 20 weeks.

COCCIDIOSIS VACCINE for the organic grower



Artisan Gold				
Each: 1-9:\$16.89	10-24:\$13.89	25-49:\$13.39	50-99:\$13.14	100+:\$12.94
Mini Classic				
Each: 1-9:\$14.00	10-24:\$11.00	25-49:\$10.50	50-99:\$10.25	100+:\$10.05
Orlopp Bronze Turkey				
Each: 1-9:\$16.27	10-24:\$13.27	25-49:\$12.77	50-99:\$12.52	100+:\$12.32
White Turkey				
Each: 1-9:\$12.19	10-24:\$9.19	25-49:\$8.69	50-99:\$8.44	100+:\$8.24

TURKEYS SOLD AS MIXED SEX ONLY

NOTE: We cannot guarantee orders of less than 10 turkeys. 10 turkeys can be shipped with chicks to make a minimum of 25 total in the same box or 20 turkeys shipped on their own. WE CANNOT SHIP STARTED BIRDS.

BROODING EQUIPMENT




BROODER GUARD: Gives chicks and poults room to exercise but confines them to brooding area. Stops drafts, crowding and piling. Confined area is easily enlarged.
 (1235) 35' long, 12" high, each **\$15.60**
 (1835) 35' long, 18" high, each **\$19.30**



SINGLE LAMP BROODER (HL-A8) bulb not included. Each **\$42.10**

SINGLE LAMP BROODER (HL-SA8) with Hi/Low Switch. Each **\$54.90**

RED BULBS R40/10/2. (2/pkg) Each **\$27.50**



4 LAMP BROODER - Supplies enough heat for 325 chicks or 250 poults. 2 stage thermostatic control turns heat bulbs on/off in stages to distribute even heat at chick level

Brower (208-CB) **\$251.50**
 Kuhl (208-C) **\$149.60**

BROODER THERMOMETER Extra heavy flanged metal back, white enamel, non-mercury (614) Each **\$12.00**

Available at half price with the purchase of baby chicks!



NATURAL GAS AND PROPANE BROODER:

Burner is designed to save fuel. Designed to produce heat more efficiently with less gas consumption, due to the unique 2-point infrared heating unit. Infrared rays are produced at the ribbon burner and ceramic and becomes heat only on contact with chicks, litter or equipment. CGA approved. 1000 chick capacity. Galvanized 34" canopy, one piece lifetime ceramic, stainless steel burner. Available in Propane (47JLS) or Natural Gas (47JNS). Each **\$563.80**



CHICK AND QUAIL BROODER: An electric brooder for baby poultry or quail. Capacity 125 day-old chicks and up to 50 four week olds. Quail capacity-100 to fourth week. Use in any building where temperature does not fall below 60°F. Sliding poly mesh door panels on front and one side. Includes 3 liter poly bottle drinker and 580 cubic inch poly capacity feeder. Both feeder and drinker fill from outside. Brooder has ½" PVC coated wire floor. Dropping pan easily removed for cleaning. Thermostatic control, 500 watts. Overall size 32"W x 38"L x 12"H. 110V ac only.

GQF Brooder (0534) \$465.30

SEVEN OAKS MANUFACTURING

WATERING EQUIPMENT



THE LITTLE GIANT FOUNTAINS

Will work on pressure or gravity systems. Bowl is hard, durable plastic. Only one type of valve is needed for pressure or gravity. Bowls may be interchanged. 3 bowl sizes to choose from. Suitable for chicks, turkeys, poults, ducks and geese.

- 1 **POULTRY FOUNTAIN** - Large 6½" plastic bowl. Recommended for all poultry. (2500) **\$54.10**
- 2 **BABY CHICK FOUNTAIN** - You can start your baby chicks and turkey poults the first day. This bowl can be used throughout the growing period. (2525) **\$54.50**
- 3 **KING SIZE FOUNTAIN** - Recommended for large birds, ducks, and geese. (2550) **\$65.80**
- 4 **FOUNT BRACKETS:**
WALL BRACKET (2500-BKT) **\$27.60**
FREE STANDING BRACKET (2500-Stand) **\$36.80**
- 6 **USED DRINKING CUPS** - (Various kinds) (4085) **\$4.00**

- 7 **PLASTIC FOUNTS**
1 liter for 15 chicks, 1 gallon screw base for 50 chicks, 1 gallon wide base for 60 chicks. The wide base is easy to stack and store.

	7	8	9
Jar	\$2.90	\$5.10	\$4.60
Base	\$2.80	\$5.10	\$5.40
Quail Base	\$2.80	\$6.80	

- 10 **POP BOTTLE FOUNT (PBF)** **\$3.30**
- 11 **POULTRY NIPPLES**
(Package of 4) Simply screw into the base of a bucket and you have a hanging waterer! (PPWN-4) **\$11.30**

- 12 **DOUBLE WALL CONE TOP GALVANIZED FOUNTAINS**
Double wall founts are supplied in 2, 3, 5 and 8 gallon sizes - brass spring valve. Vacuum principle, curled edges for rigidity. Suitable for use with day old chicks or poults, and can be used for adult birds.

- 2 Gallon - 150 chick size (D-22) **\$40.40**
- 3 Gallon - 225 chick size (D-23) **\$53.50**
- 5 Gallon - 375 chick size (D-25) **\$62.60**
- 8 Gallon - 500 chick size (D-28) **\$78.20**

- 13 **PLASTIC 3.5 GALLON FOUNT**
Easy to use. Just fill the bucket from any water source, place the plastic base over the bucket and flip fount into an upright position. Easy to clean, can't rust. Needs a strong arm to turn.

- 3.5 Gallon - Pail Only (3PP) **\$9.40**
- Base Only 3 & 5 (35PB) **\$29.00**

- 14 **GALLON POLY FOUNT**
Features top fill, a handy valve closure for filling and an easy to clean trough.

- 7 Gallon Poly Fount (7GF) **\$89.10**
- 5 Gallon Poly Fount (5GF) **\$76.50**
- 3 Gallon Poly Fount (3GF) **\$67.20**

- 15 **PRESSURE REGULATOR** - 0-10 lbs. (PR-200) **\$98.70**

- 16 **HANGING WATERERS:**
Chicken Plasson (MK-111) **\$145.60**
Turkey Plasson (PLA-TD) **\$174.10**

PLASSON WATERER PARTS



FEEDING EQUIPMENT

GALVANIZED FEEDERS:

- Round Baby Chick Feeder (RBCF) Each **\$4.70**
- 20" plastic Flip Top Feeder (FT-20) Each **\$8.90**
- 12" Slide Top Feeder (SO-12-S) Each **\$6.60**
- 18" Slide Top Feeder, not shown (SO-18-S) Each **\$8.30**
- 24" with reel, holds 3 lbs. feed, 50 chicks. (SO-24) Each **\$10.80**
- 36" with reel, holds 5 lbs. feed, 75 chicks. (SO-36) Each **\$35.10**
- 48" with reel, holds 7 lbs. feed, 100 chicks, not shown (SO-48) Each **\$36.20**



PLASTIC QUART JAR:
(P-1QT) **\$2.90**

FEEDER BASE:
(806) **\$6.20**

Plastic Chick Feeder Tray
The ideal way to start day old chicks; use for up to 7 days
(FE05) **\$5.10**

16 lb / 30 lb FEED TUBE & PAN:

These plastic tubes are easy to maintain as well as having adjustable depths to minimize your feed loss as they grow.

- 16 lbs. 30-40 birds. (16-PF)..... **\$35.20**
- 30 lbs. 40-60 birds. (30-PF)..... **\$49.60**

GALVANIZED HANGING FEEDERS:

These feeders are designed for easy flow adjustment. Each barrel is taper-assembled and double-seam sealed to nest for shipping or storing. The heavy die-formed pan has a rolled feed-saver lip. Plastic covers are available. A feed cover is an excellent preventative of feed contamination.

- 30 lbs. 35 Hens, 45 Broilers & 35 Turkeys. (25HF) **\$50.80**
- 50 lbs. 40 Hens, 50 Broilers & 40 Turkeys. (50HF) **\$58.70**



FOGMASTER TRI-JET: 120v (FM-620810) \$643.60

MEDICATIONS & DISINFECTANTS:

POUL-VITE: A water soluble vitamin powder containing biotin. It is indicated for use in poultry to give chicks and poults a head start (first 4 days), and to supplement chickens and turkeys in cases of reduced food intake. This will supply a good supplementary source of vitamins. 100g. (PVITE100G) **\$7.00**

ELECTROLYTES PLUS: A water soluble multi-vitamin and electrolyte mixture for livestock that can help in stimulating appetite during periods of stressful conditions. 400g. (ELP-400G) **\$20.90**

VIRKON: 50g. package - mix to 5 liters water. (VK-50) **\$8.30**
5kg. (VK-5) **\$267.60**

VIROCID: Highly concentrated, broad spectrum disinfectant. Non-corrosive (5 Liter) each (VIR-5) **\$192.90**

Germe-Zone

FOR CUTS, SCRATCHES, ABRASIONS, WOUNDS & BURNS: Germe-Zone is a very effective and beneficial antiseptic application to the skin and semi-exterior mucous membrane for poultry and stock. On cuts and wounds it may be applied full strength and will not injure tissue. An antiseptic wash may be made by diluting one part of Germe-Zone with 25 parts of water **500ml \$9.40**

Doktor Doom Lice Killer:


For use in poultry houses to control poultry lice and exposed stages of Darkling Beetles, spray roosts, walls and nests or cages thoroughly. This should be followed by spraying over the birds with a fine mist.

550g **Please call for price**



SEVEN OAKS MANUFACTURING PROCESSING EQUIPMENT

1



1 KILLING CONES

Made from 26 gauge galvanized steel. A very practical item for restraint at slaughter, made in two sizes: Prevents bruising of wings when birds are prepared for dressing.

For grown fowl. (D-72) **\$39.80**
For turkeys. (D-73) **\$67.70**

4



2 POULTRY PLUCKER KIT

Make your own poultry plucker. We will supply you with the component part kit. Includes 7" diameter steel drum, 28 rubber fingers, shaft and bearings, 2 pulleys and V-belt. Build your own cabinet. (PP-K) **\$297.50**

Poultry plucker motor only. (PP-M) \$239.90
Buy motor with kit & price of the motor will be \$224.90

2



5



3 POULTRY PLUCKING FINGERS

Heavy duty rubber fingers do the best job possible.

3" plucking finger. (PPF-3) **\$2.30**
5" plucking finger. (PPF-5) **\$2.30**

4 POULTRY KILLING KNIFE

Overall length 7½", blade length 3½", point is sharp on both sides. Ideal for skinning. (KK-128) **\$41.30**

3



6




5 FEATHER-OFF

A special compound developed to aid in removing the feathers of chickens, fowl, ducks, geese, turkeys and game birds. 340g. (F-12) **\$7.40**

6 LUNG REMOVER:

Turkey (T-LUNG) **\$95.20**
Chicken (M-LUNG) **\$84.40**



THE FEATHERMAN PRO PLUCKER:

Simply scald chickens, then drop 4 or 5 birds into the tub. In 20 seconds or less the birds will be picked clean. No pin feathers, no backache. Capacity: 50 pounds of birds, optimum 30 pounds, Tub diameter: 22 inches, Height: 33 inches, Footprint: 25 x 28 inches, Weight: 125 lbs. Motor: 1 hp 115 Volts. Made in USA.


Chicken Plucker (PRO-P) **\$3,553.30**
Turkey Plucker (PRO-T) **\$4,460.50**
Dunker Shackles (PRO-DS) **\$887.50**

These units make butchering day a breeze! Producing pin free smooth finish in seconds per bird. These are exceptional tools for the serious enthusiast. Miscellaneous parts may be special ordered at your request.

THE FEATHERMAN SCALDER

The goal: No pin feathers. Period! The Featherman Scalding unit holds a constant water temperature to help you achieve that perfect scald. Made of 16 gauge stainless steel with a 100,000 BTU propane burner, temperature control within a five degree range, and sized for four birds at a time (40 gallon), the Featherman Scalding unit delivers maximum performance at a minimum price. Drain valve, full protective rim, side-mounted chimney and cover tarp are all standard features. One year complete warranty. Made in USA. (PRO-S) **\$3,463.70**

**COMBINATION PRICE
Plucker & Scalding SAVE \$50**



ROLL-AWAY NEST

Hens lay their eggs onto a sturdy wire tray, the eggs then roll away to a covered compartment. Eggs stay clean and the hens cannot eat or break them. Suitable for all breeds.

- 1 Wooden 4 Section Front Rollaway. (WFR-4)\$237.90
- 2 Wooden 10 Section Front Rollaway. (WFR-10)\$475.80
- 3 6 Section Plastic Nest, unassembled (P-6HN)\$358.10
- 10 Section Metal Rollaway Nest, unassembled, not shown (MRF-10-RAW)\$715.10



4 'Seven Oaks' EGG WASH

A chlorinated egg washing compound designed for cleaning eggs in all types of water conditions.

- 500 g. Non-Foaming egg wash. (S-1-500)\$9.90
- 5 kg. Non-Foaming egg wash. (S-1-5)\$46.90
- 10 kg. Non-Foaming egg wash. (S-1-10)\$82.60
- 20 kg. bag Non-Foaming egg wash. (S-1-20)\$115.20

5 EGG BRUSH CLEANER

Fitted with soft foam rubber cushion, removable so that you can replace the sandpaper as required.

- Egg brush cleaner, complete, (MAK-100) each\$8.10
- Egg brush band refill, (MAJ-110) each\$4.40



6 EGG BOX

15 Dozen, plain no print. (EB-15)\$2.50

7 THIRTY EGG FLAT

140 per bundle, fits all size chicken egg. (EF-30XL)\$42.20

8 CHICKEN EGG SCALE

A handy scale for grading your eggs. (CES).....\$61.40



9 ONE DOZEN EGG CARTON - fits all size chicken egg.

Pulp Egg Carton 250/bnd. (ECP-12A)\$114.30

EGG BASKET

10 Gather the eggs into the basket and place it directly into the wash water. Using 1 tablespoon of egg soap, run your fingers under the eggs to allow the water to circulate. Wash only the amount of eggs that you can get clean in 3 minutes. Do not over fill (just over middle) your basket to avoid breakage of eggs. (2015)\$34.50



11 TURBO EGG WASHER

Washes 10 to 12 dozen eggs in 3 to 5 minutes. Just gather eggs in plastic coated basket and place basket in a tub filled with water & detergent, & connect to air compressor with minimum output of 3 CFM. Compressor not included. Egg washer with basket, heated tub (REW-15TB) \$515.00



12 COOL LITE EGG CANDLER

Has five foot electric cord. Easy to move over eggs for long periods. Eggs need not be handled. Please note: brown eggs do not candle well. (9046) \$25.50



SEVEN OAKS MANUFACTURING

MISCELLANEOUS


LEG BANDS: 50 per pack



Plastic 5/16" Pigeon. (2105)	\$12.50
Plastic 7/16" Bantam. (2107)	\$13.00
Plastic 9/16" Leghorn. (2109)	\$13.00
Plastic 11/16" Heavy Breed. (2111)	\$14.00
Plastic 3/4" Ducks. (2112)	\$14.50
Plastic 7/8" Turkey Hens/Geese. (2114)	\$16.00
Plastic 1" Turkey Toms. (2116)	\$16.50



FOUNT BASE HEATER:
Set your waterer on this base to eliminate frozen water problems. Thermostatically controlled to keep your water at 50°F. This low power heater is not recommended for outside use in extreme cold. Keep in the chicken coop. Do not use with plastic. (D-112) **\$117.00**



CHAMPION POULTRY CRATES

Rugged stackable crates will stand up to years of use. Holds approximately 20 leghorns, 10-12 broilers. 38"x22.5"x10" ships unassembled for economical shipping! (CRATES-WQ)
1-5 pieces, each \$80.60
6 or more, each \$72.50



STOP PICK
Help stop cannibalism by smearing Stop Pick on injured birds plus about 10% of flock. It is distasteful to birds and they stop picking. (SP-170) 170ML each **\$19.40**

Do not use on open wounds!

Contains Cayenne Pepper.

Petroleum Jelly is recommended for open wounds; check your light, feed and temperature for the cause of the picking.



MINI DOME INCUBATOR:
A handy little incubator for a thrilling experience for kids. No thermostat control. Must be kept in a warm room with no drafts. Capacity 2-4 eggs.

Special \$21 (MI01) \$41.40



PLIERS: Standard economy plier for use with C-Clips for connecting netting or Peepers and Hoods. (MI06) **\$38.80**



FLY RELIEF DISPOSABLE BAG
Attract and kill flies safely. Special attractants work wonders without the use of insecticides making this product an environmentally safe control. This 1 gallon trap comes with an attractant inside. (GFRT) **\$16.00**



PEEPERS WITH PINS: In plastic pouch, 25/pkg. (MI03) **\$12.50**



BEAK GUARDS WITH PINS: In plastic pouch, 25/pkg. (MI02) **\$12.50**



PHEASANT HOODS WITH PINS: In plastic pouch, 25/pkg. (MI04) **\$12.50**



REPEATER MOUSE TRAP: No bait mouse trap is easy to use (MI54) **\$12.40**

Mice are ideal carriers of unwanted diseases from the outside of the barn to the interior!




CHICKEN LEG CATCHER

Catches chickens quietly without danger or exciting hens. Sure catch - holds leg tight with loop hook. Comes in handy for pulling down branches when picking fruit. Over size charges apply to mail. (635) **\$17.60**

FOOT BATH:

24"x32" Rubber Finger Mat. Holds approx. 2 liters disinfectant. Easy to clean. (FBS) **\$144.10**



HOVABATOR INCUBATORS

1583



1588



2365



HOVA-BATOR INCUBATORS

Extremely reliable and easy to use! Simply plug it in, add water and eggs, and enjoy consistently great hatches. Each model comes with a plastic, easy to maintain liner. Turners are available to hold 41 large chicken eggs, 16 goose eggs or 120 quail eggs. This is a must for any bird enthusiast.

INCUBATOR MODELS:

- Electronic Incubator. (1588) **\$263.00**
- 12v Circulating Air Incubator with 2 small windows. (2365) **\$166.90**
- 110v Window Top Turbofan circulating air incubator. (1583) **\$180.70**

TURNER MODELS:

- Auto Egg Turner 41 chicken, 120 quail eggs. (1610) comes with universal and quail racks **\$85.30**
- Auto Egg Turner 41 chicken eggs. (1611) universal racks **\$69.00**
- Auto Egg Turner 12-16 goose eggs. (1614) **\$69.00**

REPLACEMENT PARTS FOR HOVABATORS:

- 12 Volt adaptor for electronic Hovabator (1735) **\$49.50**
- Bottom with Liner (1766) **\$36.70**
- Plastic Liner Only (1765) **\$14.70**
- Plastic Grid Floor (1649) **\$13.00**
- LCD Thermostat for 1588 (1781) **\$118.80**
- Heater/Fan for 1588 (1749) **\$75.10**
- Turner Motor (1655) **\$47.00**
- Thermostat Microswitch (3006) **\$16.70**
- Thermostat Switch with Wafer (3122) **\$40.90**
- Wafer with Adjustment Screw & Bracket (3007) **\$18.10**
- Plastic Thermometer (1825) **\$9.10**
- Pilot Light (3017) **\$9.80**
- Turbo Fan Complete (2364) **\$59.30**
- Power Failure Alarm (8380) **\$36.60**

Visit
www.gqfmfg.com
for more details

Replacement Turner Racks - Set of 6

- Quail (1686) **\$23.70**
- Universal (1696) **\$23.70**

SPORTSMAN INCUBATOR / HATCHER



The **1502 SPORTSMAN** incubator offers an accurate digital thermostat with LCD display of Temperature and Humidity. An on-board computer monitors systems and the environment every second to keep itself updated and to share this data with you. Electronic egg turning control, audio/visual indicators and a standard easy view door highlight a number of standard features. This is a complete incubator and hatcher. In addition to having three automatically turned racks, it has a hatching tray in the bottom of the incubator. (1502E) **\$1,503.00**

The **1550 HATCHER** is designed to allow for the best hatching conditions. Unlike setting incubators, hatchers usually operate at slightly different temperature and humidity settings to obtain optimum hatch. It can be used to set eggs, but each egg will have to be turned by hand. For small chicks such as quail, each hatching tray comes with a tray cover except for the bottom drawer. An on-board computer monitors systems and the environment every second to keep itself updated and to share this data with you. (1550E) **\$1,409.80**

ACCESSORIES:

- Auto Humidity Kit for Sportsman. (3030) **\$87.60**
 - Pheasant Egg Rack (0245) **\$91.10**
 - Universal Egg Rack (0246) **\$113.20**
 - X-Large Egg Rack (0248) **\$96.60**
 - Quail Racks (0243) **\$93.30**
- RACKS SOLD AS 1 FULL SET**

REPLACEMENT PARTS FOR THE SPORTSMAN:

- Turner Motor. (3022) **\$117.40**
- Thermostat Switch, complete with wafer. (3122) **\$40.90**
- Electronic Thermostat. (3255) **\$156.40**
- Turner Timer & Switch, excluding bracket. (3023) **\$56.10**
- Pilot Light. (3017) **\$9.80**
- Fan Motor. (3012) **\$132.60**
- Wicks, set of 2 for Dial Hygrometer. (3020S) **\$4.40**
- Toggle Switch. (3025) **\$17.30**
- Fan Blade. (3016) **\$17.95**
- Egg Turner Complete. (3021) **\$282.40**
- Spare parts kit: (3076) **\$96.80**



TOOLS TO HELP YOU MONITOR YOUR HUMIDITY

- Dial Hygrometer (3018) **\$45.50**
- Digital Hygrometer thermometer (3520) **\$39.60**

STOREY'S PUBLICATIONS:



- Illustrated Guide to Poultry Breeds (BPB) \$34.95
- Guide to Raising Dairy Goats (BRRDG) \$34.95
- Guide to Raising Llamas (BRRL) \$29.95
- Guide to Raising Rabbits (BRRMW) \$34.95
- Guide to Raising Turkeys (BRYOT) \$27.95
- Guide to Better Hatching (BGBH) \$16.00
- Exhibiting Poultry for Pleasure (BEP) \$19.45
- Pocketful of Poultry (BPP) - out of print \$14.95
- The Chicken Health Book (BCHHB) \$34.95
- Reinventing Chicken Coops (BRCC) \$26.95



Chick Embryo Development (COBB) \$5.00
 Your Puppy, Your Dog (YRPUDD) On Sale \$10.95 while supplies last!

All highly recommended for the young enthusiast!

- American Standard of Perfection (softcover) (B&W) \$23.75
- Anyone Can Build A Whizbang Chicken Scalder (BWSPB) \$31.50
- Anyone Can Build A Tub-Style Mechanical Chicken Plucker (BWPPB) \$31.50
- Raising Amazing Chicks(the first 7 days) (BRAC) \$24.99



AquaBeads®

Proprietary Gel Beads for Feed Attractant Top-Dressing and Hydration Supplementation Applications

Clear H₂O®

AquaBeads® are a ready-to-use, 92% moisture gel bead designed for application as a top-dressing to starter feed at the time of placement to accelerate early discovery of feed and water for improved health and growth performance.

Early Discovery of Feed and Water

The sooner hatchlings discover and start consuming feed and water at placement, the quicker their digestive and immune systems will develop and provide a foundation for strong growth.

The key metrics for poultry producers for early performance—7-day mortality, body weight, gut development, disease resistance, overall livability—are positively impacted by proper hydration and nutrition provided by early access to feed and water.

Clearly Better Quality

- **Nutritional Hydration** – Water gel bead enhanced with electrolytes and betaine to provide both hydration and nutrition supplementation.
- **Highly Attractant** – Green color stimulates attraction to hatchlings to accelerate feed discovery.
- **Contaminant Free** – Commercially sterile and independent laboratory tested.
- **Quality Assurance** – Produced in an FDA approved facility with Certificates of Analysis available at www.clearh2o.com.

Clearly Better Convenience

- **Ready-To-Use** – No measuring, mixing, or addition of water needed for easy and clean administration.
- **Packaging** – 34 lb poly bag in a case (63 cases/pallet)
- **Shelf Life** – 12 months at room temperature. No refrigeration required if unopened.



Instructions

- Apply as a feed top-dressing at a rate of 1-2 grams/hatchling/day at the time of placement.
- Applications may range from 1-3 days depending on hatchling and environmental conditions.





PRAIRIE LIVESTOCK VETERINARIANS

Our Team is Here to Support your Flock No Matter the Size!

DR. TERYN GIRARD
DR. HOLLYN MALONEY
DR. HAYLEY BOWLING



- Poultry Medicine - Vaccination Programs - Small Flock Consults

Red Deer

#1 4940 81st Street
Red Deer, AB T4P 3V3
(403) 314-2216

Lethbridge

3655 18 Ave N Bay 2
Lethbridge, AB T1H 6T2
(403) 942-7423

For more information visit us online - www.plvets.ca



@prairielivestockvets



LOCKING COMBI EXTREME



- Opens and closes using the timer and/or light sensor.
- Configurable fail-safe timer for light sensor – closes door at the set time even if it is still light.
- Easily adjustable light (LUX) sensitivity when using the light sensor.
- Manually open & close with the simple press of the button.
- Fully featured LCD display for ease of use.
- Powered by 4 x AA batteries (included) or electric powered via USB (cables not included).
- Door closed indicator visible up to 100 meters away.
- All in one design, Long Battery life with low battery warning.
- Low maintenance.
- No complicated wiring or cabling.
- No minimum or maximum door heights.
- 4kg/8lb door lifting capability.
- Made in UK.
- You can build your own door assembly or purchase with an aluminum door kit (Classic or Self Locking).



Extreme Door Opener (CG-EXTREME)	Locking Combi Extreme (CG-COMBI-XSLD)
\$272.31	\$352.67

Note: Prices valid while quantities last.

To:



SASKATCHEWAN

FOAM LAKE
C & C AG SALES
306-272-4455

LOON LAKE
BARB ALBERS
306-236-6956

MELFORT
QUIBELL FEEDS
306-752-4447

PARADISE HILL
PARADISE HILL RANCH AND
WESTERN WEAR
306-344-2188

SPIRITWOOD
R-L FEEDS
306-883-2419

WOLSELEY
WOLSELEY HOME AND
BUILDING CENTRE
306-698-2266

CO-OPS:

ARCHERWILL 306-323-2112
ARCOLA 306-455-2393
ASSINIBOIA 306-642-4933
BEAUBIER 306-447-4613
BENGOUGH 306-268-2040
BIGGAR 306-948-2706
CARROT RIVER 306-768-2631
CENTRAL BUTTE 306-796-2115
CUPAR 306-723-1200
DAVIDSON 306-567-2013
DYSART 306-432-2221
ESTEVAN 306-637-4330
GOODSOIL 306-238-2044
GRAVELBOURG 306-648-2204
GULL LAKE 306-672-4105
HUDSON BAY 306-865-2288
KELVINGTON 306-327-4442
KINISTINO 306-864-2202
LLOYDMINISTER 306-825-8180
MACRORIE 306-243-2141
MAIDSTONE 306-893-1222
MAPLE CREEK 306-662-2039
MEADOW LAKE 306-236-5371
MOOSE JAW 306-692-2355
MOSSBANK 306-354-2350
NAICAM 306-874-2477
NEILBURG 306-823-4841
NIPAWIN 306-862-4595
NOKOMIS 306-528-2266
NORQUAY 306-594-2215
NORTH BATTLEFORD 306-446-7288
OUTLOOK 306-867-9957
PEEBLES 306-224-4521
PRINCE ALBERT 306-922-2476
RADVILL 306-869-2610
RAYMORE 306-746-5861
ROCKGLEN 306-476-2210
ROSETOWN 306-882-2649
SHELL LAKE 306-427-4457
SHELLBROOK 306-747-2122
SPIRITWOOD 306-883-2236
SWIFT CURRENT 306-778-8878
TISDALE 306-873-5111
TURTLEFORD 306-845-2162
UNITY 306-228-2624
WATROUS 306-946-5511
WOODROW 306-472-3742
YORKTON 306-782-2451

ALBERTA

CROSSFIELD
IRVINE TACK AND
WESTERN WEAR
403-946-4246

LAC LA BICHE
PET AND FARM SUPPLY
780-623-3181

MEDICINE HAT
SOUTH COUNTRY CO-OP
403-528-6609

MANITOBA

BEAUSEJOUR
CRITTER COUNTRY SUPPLY
204-268-3742

MITCHELL
UNGER FEEDS
204-320-9440

PORTAGE LA PRAIRIE
PAWS & GO ANIMAL SUPPLIES
204-240-5222

IF THERE IS NOT A DEALER IN YOUR AREA WE CAN MAIL DIRECT TO YOUR NEAREST TOWN