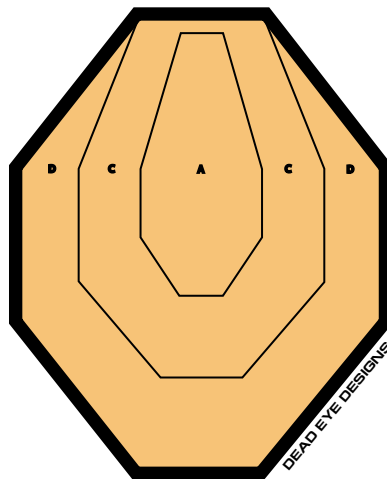
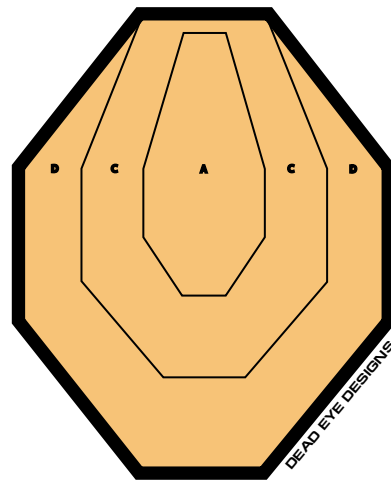
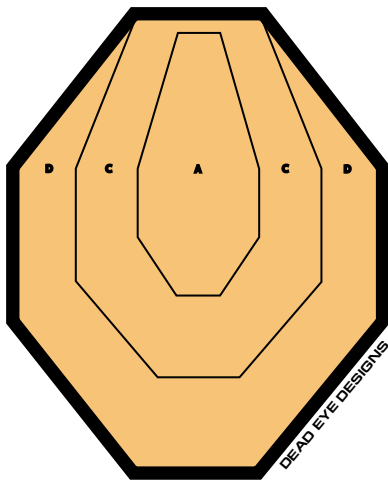


DEAD EYE DESIGNS

www.dedisdeadeyedesigns.com



SCALED DRY FIRE TARGET SYSTEM



10 METERS

PRINTING INSTRUCTIONS

1. DOWNLOAD THE PDF FILE FROM WWW.DEDISDEADEYEDESIGNS.COM
2. OPEN THE FILE W/ ADOBE ACROBAT READER
3. CLICK FILE
4. CLICK PRINT
5. SET PRINTER PROPERTIES DOCUMENT SIZE TO "A4 210 X 297 MM"
6. SET PAPER SIZE & HANDLING TO "ACTUAL SIZE"
7. SET ORIENTATION TO "PORTRAIT"
8. CLICK PRINT