



## RV Generators



RV QG HGJBB      2500 LP & 2800 Gasoline      Page 2



RV QG KY      3600 LP & 4000 Gasoline      Page 3



RV QG HGJAA      5500 LP & 5500 Gasoline  
6500 LP & 7000 Gasoline      Page 4  
Page 5



RV QD      6000 & 8000 Diesel  
10000 & 12500 Diesel      Page 6  
Page 7

## Commercial Mobile Generators



CM QG      5500 Gasoline  
7000 Gasoline      Page 8,10  
Page 9,11



CM QD      5000 Diesel  
6000, 7500 & 8000 Diesel  
10000 & 12000 Diesel      Page 12  
Page 13  
Page 14



CM SD      7500 Diesel  
10000 Diesel      Page 15  
Page 16



CM Protec (PTO)      15000-40000      Page 17



CM Hydraulic      6000-25000      Page 18

# RV Generators

RV QG 2800  
RV QG 2500 LP



| MODEL          | WATTS | AMPS | VOLTS | FUEL | RPM  | CIR. BKR. | POLES  |
|----------------|-------|------|-------|------|------|-----------|--------|
| 2.8HGJBB-1120* | 2800  | 23.3 | 120   | GAS  | 3600 | 25A       | 1 POLE |
| 2.5HGJBB-1121  | 2500  | 20.8 | 120   | LP   | 3600 | 21A       | 1 POLE |

\*Certified for use on motorized applications only that use the main propulsion engine's fuel tank

Length: 22 in.  
Width: 16.3 in.  
Height: 12.8 in.  
Weight: 125 Lbs.

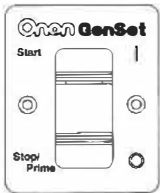
### Fuel consumption (GPH)

|           | LP | Gas |
|-----------|----|-----|
| 1/2 Load  | .4 | .4  |
| Full Load | .6 | .5  |

3 Year Warranty  
69dB(A) at 10 ft. at 1/2 load  
Full size installation template:  
○ Compartment A043N434  
○ Hanging A043N581

This information is for general reference only. Visit [cummins.com](http://cummins.com)

## RV QG HGJBB Accessories



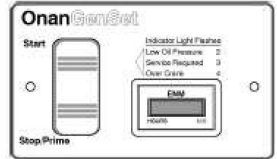
**300-5331**

Remote Start Panel  
\*Used with 338-3489-01  
& 338-3489-02 Wiring  
Harness



**300-5332**

Remote Start Panel  
with Analog Hour  
Meter  
\*Used with 338-3489-01  
& 338-3489-02 Wiring  
Harness



**028-00022**

Panel w/ Digital Hour  
Meter

\*Used with Wiring  
Harness Listed below



**044-00026**

25' Wiring Harness

**044-00041**

40' Wiring Harness

\*Used with 028-00022  
Digital Remote



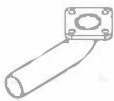
**A041L816**

Exhaust Downtube



**338-3489-01**

10' Harness



**A041H694**

Exhaust Elbow



**338-3489-02**

30' Harness



**046-01976**

36'' Extension  
(used with  
Exhaust Elbow)



**300-4946**

Pigtail to Set



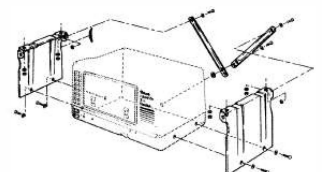
**155-2325**

Tailpipe Kit (used with  
exhaust Downtube)



**338-3572**

Pigtail to  
Panel



**A042W103**  
Mounting Kit

Accessories highlighted in yellow are commonly ordered at the time of generator purchase.

# RV Generators

RV QG 4000  
RV QG 3600 LP



| MODEL         | WATTS | AMPS | VOLTS | FUEL | RPM  | CIR. BKR. | POLES  |
|---------------|-------|------|-------|------|------|-----------|--------|
| 4.0KY/6747*   | 4000  | 33.3 | 120   | GAS  | 3600 | 30A       | 1 POLE |
| 4.0KY/26100** | 4000  | 33.3 | 120   | GAS  | 3600 | 30A       | 1 POLE |
| 3.6KY/26120   | 3600  | 30   | 120   | LP   | 3600 | 30A       | 1 POLE |

\*Evaporative control model - Designed for use in all applications with a separate gasoline fuel tank, not feeding a main propulsion engine.  
\*\*For OEM model replacement only.

Length: 30 in.  
Width: 19.7 in.  
Height: 13.9 in.  
Weight: 178 Lbs.

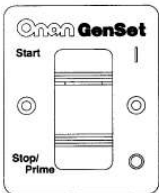
Fuel consumption (GPH)

|           | LP | Gas |
|-----------|----|-----|
| 1/2 Load  | .6 | .48 |
| Full Load | .7 | .71 |

3 Year Warranty  
68dB(A) at 10 ft. at 1/2 load  
Full size installation  
template: Compartment  
mount, 539-1546-01

This information is for general reference only. Visit [cummins.com](http://cummins.com)

## RV QG 3600 & 4000 Accessories



**300-5331**  
Remote Start Panel  
\*Used with 338-3489-01  
& 338-3489-02 Wiring  
Harness



**300-5332**  
Remote Start Panel  
with Analog Hour  
Meter  
\*Used with 338-3489-01  
& 338-3489-02 Wiring  
Harness

**028-00022**  
Panel w/ Digital Hour  
Meter  
\*Used with Wiring  
Harness Listed below

**044-00026**  
25' Wiring Harness

044-00041  
40' Wiring Harness  
\*Used with 028-00022  
Digital Remote



**031-00064**  
Tailpipe Kit Includes  
tube, hanger and clamp



**338-3489-01**  
10' Harness



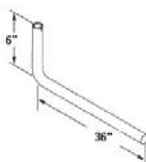
**338-3489-02**  
30' Harness



**046-00746**  
5' Straight Tailpipe  
Extension



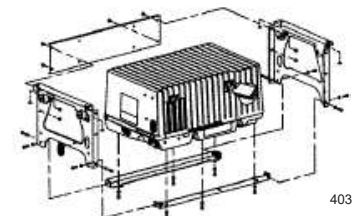
**300-4946**  
Pigtails to Set



**046-01235**  
6''x 90 degree x 36''



**338-3572**  
Pigtail to  
Panel



**A030X652**  
Mounting Kit

Accessories highlighted in yellow are commonly ordered at time of generator purchase.

# RV Generators

RV QG 5500  
RV QG 5000 LP



| MODEL           | WATTS | AMPS | VOLTS | FUEL | CIR. BKR. | POLES  |
|-----------------|-------|------|-------|------|-----------|--------|
| 5.5HGJAB-1119   | 5500  | 45.8 | 120   | LP   | 30A/20A   | 2 POLE |
| 5.5HGJAB-1270   | 5500  | 45.8 | 120   | LP   | 30A/30A   | 2 POLE |
| 5.5HGJAB-7103*  | 5500  | 45.8 | 120   | GAS  | 30A/20A   | 2 POLE |
| 5.5HGJAB-6755*  | 5500  | 45.8 | 120   | GAS  | 30A/30A   | 2 POLE |
| 5.5HGJAB-1038** | 5500  | 45.8 | 120   | GAS  | 30A/30A   | 2 POLE |

\*Evaporative control model - Designed for use in all applications with a separate gasoline fuel tank, not feeding a main propulsion engine.

\*\*For OEM model replacement only.

Length: 33.6 in.  
Width: 22.2 in.  
Height: 16.7 in.  
Weight: 279 Lbs.

### Fuel consumption (GPH)

| Load      | Gas | LP  |
|-----------|-----|-----|
| 1/2       | .6  | .8  |
| Full Load | .9  | 1.1 |

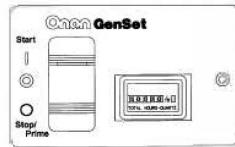
3 Year Warranty  
67dB(A) at 10 ft. at 1/2 load  
Full size installation  
template: compartment  
mount 539-2057

This information is for general reference only. Visit [cummins.com](http://cummins.com)

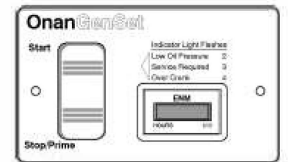
## RV QG 5500 Accessories



**300-5331**  
**Remote Start Panel**  
\* Used with 338-3489-01  
& 338-3489-02 Wiring  
Harness



**300-5332**  
**Remote Start Panel  
with Analog Hour  
Meter**  
\* Used with 338-3489-01  
& 338-3489-02 Wiring  
Harness



**028-00022**  
**Panel w/ Digital Hour  
Meter**  
\*Used with Wiring  
Harness Listed below



**A026E097**  
**Tailpipe**  
(030-00039 Aftermarket)



**338-3489-01**  
**10' Harness**



**031-00255**  
(Supersedes 046-00967)  
**36" Straight Tailpipe Kit**



**338-3489-02**  
**30' Harness**



**046-00722**  
**6" x 90 degree x 36"**



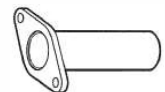
**300-4946**  
**Pigtail to Set**



**155-3481-02**  
**9" x 90 degree x 26"**  
Includes hanger and clamp



**338-3572**  
**Pigtail to  
Panel**



**155-2424**  
**7" Straight  
Exhaust Tube**

Items highlighted in yellow are popular items to order at time of genset purchase.

# RV Generators

RV QG 7000  
RV QG 6500 LP



| MODEL          | WATTS | AMPS | VOLTS | FUEL | CIR. BKR. | POLES  |
|----------------|-------|------|-------|------|-----------|--------|
| 7.0HGJAB-6756* | 7000  | 58.3 | 120   | GAS  | 30A/30A   | 2 POLE |
| 7.0HGJAB-900** | 7000  | 58.3 | 120   | GAS  | 30A/30A   | 2 POLE |
| 6.5HGJAB-904   | 6500  | 54.2 | 120   | LP   | 30A/30A   | 2 POLE |

\*Evaporative control model - Designed for use in all applications with a separate gasoline fuel tank, not feeding a main propulsion engine.

\*\*For OEM model replacement only.

Length: 33.6 in.  
Width: 22.2 in.  
Height: 16.7 in.  
Weight: 299 Lbs.

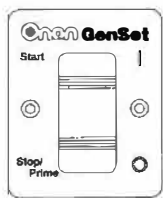
### Fuel consumption (GPH)

| Load      | Gas | LP  |
|-----------|-----|-----|
| 1/2       | .7  | .8  |
| Full Load | 1.2 | 1.2 |

3 Year Warranty  
70dB(A) @ 10 ft. at 1/2 load  
Full-size installation  
template: compartment  
mount, 539-2057

This information is for general reference only. Visit [cummins.com](http://cummins.com)

## RV QG 6500 & 7000 Accessories



**300-5331**

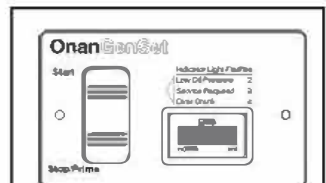
Remote Start Panel  
\* Used with 338-3489-01  
& 338-3489-02 Wiring  
Harness



**300-5332**

Remote Start Panel  
with Analog Hour  
Meter

\* Used with 338-3489-01  
& 338-3489-02 Wiring  
Harness



**028-00022**

Panel w/ Digital Hour  
Meter

\*Used with Wiring  
Harness Listed below



**044-00026**

25' Wiring Harness

044-00041  
40' Wiring Harness

\*Used with 028-00022  
Digital Remote



**030-00039**  
Tailpipe



**338-3489-01**  
10' Harness



**031-00255**  
(Supersedes 046-00967)  
36'' Straight Tailpipe Kit



**338-3489-02**  
30' Harness



**046-00722**  
6''x 90 degree x 36''



**300-4946**  
Pigtails to Set



**155-3481-02**  
9''x 90 degree x 26''  
Includes hanger and clamp



**338-3572**  
Pigtails to  
Panel



**155-2424**  
7'' Straight  
Exhaust Tube

Products highlighted in yellow are commonly ordered at time of genset purchase.



# RV Generators

RV QD 6000  
RV QD 8000



| MODEL         | WATTS | AMPS | VOLTS | FUEL   | RPM      | CIR. BKR. | POLES  |
|---------------|-------|------|-------|--------|----------|-----------|--------|
| 6.0HDKAH-1044 | 6000  | 50   | 120   | Diesel | Variable | 30A       | 2 POLE |
| 8.0HDKAK-1046 | 8000  | 66.6 | 120   | Diesel | Variable | 35A       | 2 POLE |

Length: 36.3 in  
Width: 23.6 in  
Height: 22.3 in.  
Weight: 420 Lbs.

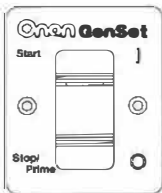
Fuel consumption (GPH)

|       |           |      |
|-------|-----------|------|
| 6.0kw | 1/2 Load  | .4   |
|       | Full Load | .7   |
| 8.0kw | 1/2 Load  | .49  |
|       | Full Load | 1.02 |

3 Year Warranty  
66dB(A) @ 10 ft.  
Full-size installation  
template: 539-1810  
(compartment mount)

This information is for general reference only. Visit [cummins.com](http://cummins.com)

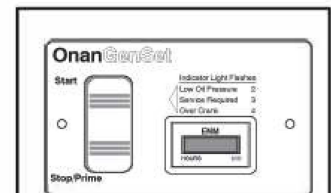
## RV QD 6000 & 8000 Accessories



**300-4942**  
Remote Start Panel  
\*Used with 338-3490-01  
& 338-3490-02 Wiring  
Harness



**300-4943**  
Remote Start Panel  
with Analog Hour  
Meter  
\*Used with 338-3490-01  
& 338-3490-02 Wiring  
Harness



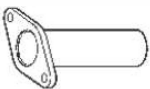
**028-00023**  
Panel w/ Digital Hour  
Meter  
\*Used with Wiring  
Harness 044-00062



**A026E098**  
Exhaust Elbow



**338-3490-01**  
10' Harness



**155-2424**  
7" Straight Tailpipe  
(for use w/ 1-1/2"  
O.D. tailpipe)



**338-3490-02**  
30' Harness



**044-00062**  
25' Wiring Harness  
\*Used with  
028-00023  
Digital Remote



**338-3573**  
Pigtail to  
Panel



**300-4947**  
Pigtail to Set

Used with 044-00062  
Wiring Harness

Accessories highlighted in yellow are commonly ordered at time of generator purchase.

# RV Generators

RV QD 10000

RV QD 12500



| MODEL           | WATTS  | AMPS       | VOLTS   | FUEL   | RPM  | CIR. BKR. | POLES  |
|-----------------|--------|------------|---------|--------|------|-----------|--------|
| 10.0HDKCA-11506 | 10,000 | 83.3/41.7  | 120/240 | DIESEL | 1800 | 45A       | 2 POLE |
| 12.5HDKCB-11506 | 12,500 | 104.2/52.1 | 120/240 | DIESEL | 1800 | 50A       | 2 POLE |

Length: 41.4 in  
 Width: 24.5 in  
 Height: 27 in.  
 Weight-  
 10.0kW: 780 Lbs.  
 12.5kW: 816 Lbs.

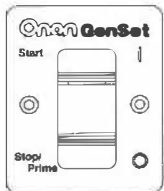
Fuel consumption (GPH)

|        |           |      |
|--------|-----------|------|
| 10kw   | 1/2 Load  | .48  |
|        | Full Load | 1.01 |
| 12.5kw | 1/2 Load  | .48  |
|        | Full Load | 1.2  |

3 Year Warranty  
 70dB(A) @ 10 ft.  
 Full-size installation  
 template: 539-4844  
 (compartment mount)

This information is for general reference only. Visit [cummins.com](http://cummins.com)

## RV QD 10000 & 12500 Accessories



**300-4942**  
 Remote Start Panel  
 \*Used with 338-3490-01  
 & 338-3490-02 Wiring  
 Harness



**300-4943**  
 Remote Start Panel  
 with Analog Hour  
 Meter  
 \*Used with 338-3490-01  
 & 338-3490-02 Wiring  
 Harness

**028-00023**  
 Panel w/ Digital Hour  
 Meter  
 \*Used with 044-00062  
 Wiring Harness

**044-00062**  
 25' Wiring Harness  
 \*Used with 028-00023  
 Digital Remote



**030-00035**  
 Exhaust Elbow



**338-3490-01**  
 10' Harness



**155-2424**  
 7" Straight Tailpipe  
 (for use w/ 1-1/2"  
 O.D. tailpipe)



**338-3490-02**  
 30' Harness



**338-3573**  
 Pigtails to  
 Panel



**300-4947**  
 Pigtails to Set

Highlighted accessories are commonly purchased at time of generator purchase.

# Commercial Mobile Generators

Commercial  
QG 5500

| MODEL           | NOTE        | WATTS | AMPS | VOLTS   | FUEL | CIR. BKR. | POLES  |
|-----------------|-------------|-------|------|---------|------|-----------|--------|
| 5.5HGJAE-2131** |             | 5500  | 45.8 | 120     | GAS  | 30A       | 2 POLE |
| 5.5HGJAE-6757*  |             | 5500  | 22.9 | 120/240 | GAS  | 30A       | 2 POLE |
| 5.5HGJAE-2555** | SPLINED ENG | 5500  | 22.9 | 120/240 | GAS  | 30A       | 2 POLE |
| 5.5HGJAE-2135** |             | 5500  | 22.9 | 120/240 | GAS  | 30A       | 2 POLE |
| 5.5HGJAE-2136** | 3 PHASE     | 5500  | 13.2 | 120/240 | GAS  | 18A       | 3 POLE |
| 5.5HGJAE-2144   |             | 5500  | 22.9 | 120/240 | LP   | 30A       | 2 POLE |

\*Evaporative control model - Designed for use in all applications with a separate gasoline fuel tank, not feeding a main propulsion engine.

\*\*For OEM replacement only.



Length: 33.6 in.  
Width: 22.2 in.  
Height: 16.7 in.  
Weight: 288 lbs.

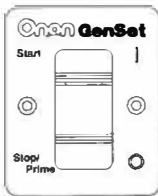
Fuel consumption (GPH)

|           |     |
|-----------|-----|
| 1/2 Load  | .60 |
| Full Load | .95 |

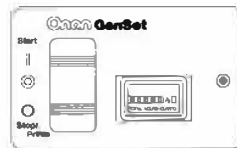
2 Year Warranty  
66dB(A) @ 10 ft.  
Full-sized installation  
template: 539-2057  
(compartment mount)

This information is for general reference only. Visit [cummins.com](http://cummins.com)

## CM QG 5500 Accessories

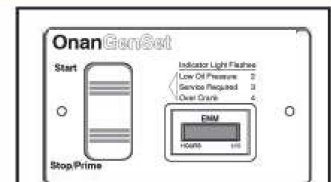


**300-5331**  
Remote Start Panel  
\*Used with 338-3489-01  
& 338-3489-02 Wiring  
Harness



**300-5332**  
Remote Start Panel  
with Analog Hour  
Meter  
\*Used with 338-3489-01  
& 338-3489-02 Wiring  
Harness

### INSTALL ACCESSORIES



**028-00022**  
Panel w/ Digital Hour  
Meter



**031-00255**  
(Supersedes 046-00967)  
36" Straight Tailpipe Kit



**338-3489-01**  
10' Harness



**046-00722**  
6" x 90 degree x 36"



**338-3489-02**  
30' Harness



**155-3481-02**  
9" x 90 degree x 26"  
Includes hanger and clamp



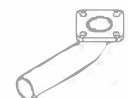
**300-4946**  
Pigtail to Set



**155-2424**  
7" Straight  
Exhaust Tube



**338-3572**  
Pigtail to  
Panel



**030-00039**  
Exhaust Elbow



# Commercial Mobile Generators

Commercial  
QG 7000

| MODEL           | NOTE        | WATTS | AMPS      | VOLTS   | FUEL | POLES  | CIR. BKR. |
|-----------------|-------------|-------|-----------|---------|------|--------|-----------|
| 7.0HGJAE-2132** |             | 7000  | 58.3      | 120     | GAS  | 2 POLE | 30A       |
| 7.0HGJAE-6758*  |             | 7000  | 58.3/29.2 | 120/240 | GAS  | 2 POLE | 30A       |
| 7.0HGJAE-2556** | SPLINED ENG | 7000  | 58.3/29.2 | 120/240 | GAS  | 2 POLE | 30A       |
| 7.0HGJAE-2137** | 3 PHASE     | 7000  | 16.8      | 120/240 | GAS  | 3 POLE | 18A       |
| 7.0HGJAE-1912** |             | 7000  | 29.2      | 120/240 | GAS  | 2 POLE | 30A       |
| 6.5HGJAE-2145   |             | 6500  | 27.1      | 120/240 | LP   | 2 POLE | 30A       |
| 6.5HGJAE-3554   |             | 6500  | 58.3      | 120     | LP   | 2 POLE | 30A       |

\*Evaporative control model - Designed for use in all applications with a separate gasoline fuel tank, not feeding a main propulsion engine.

\*\*For OEM replacement only.



Length: 33.6 in.  
Width: 22.2 in.  
Height: 16.7 in.  
Weight: 299 lbs.

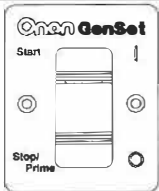
Fuel consumption (GPH)

| Load      | Gas | LP  |
|-----------|-----|-----|
| 1/2       | .7  | .8  |
| Full Load | 1.2 | 1.2 |

2 Year Warranty  
70dB(A) @ 10 ft.  
Full-size installation  
template: 539-2057  
(compartment mount)

This information is for general reference only. Visit [cummins.com](http://cummins.com)

## CM QG 7000 Accessories



**300-5331**

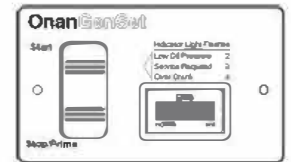
Remote Start Panel  
\*Used with 338-3489-01  
& 338-3489-02  
Wiring Harness



**300-5332**

Remote Start Panel  
with Analog Hour  
Meter  
\*Used with 338-3489-01  
& 338-3489-02 Wiring  
Harness

### INSTALLATION KIT



**028-00022**

Panel w/ Digital Hour  
Meter



**031-00255**

(Supersedes 046-00967)  
36" Straight Tailpipe Kit



**338-3489-01**  
10' Harness



**046-00722**

6" x 90 degree x 36"



**338-3489-02**  
30' Harness



**155-3481-02**

9" x 90 degree x 26"  
Includes hanger and clamp



**300-4946**  
Pigtail to Set



**155-2424**  
7" Straight  
Exhaust Tube



**338-3572**  
Pigtail to  
Panel



**A026E097**  
Exhaust Elbow

Highlighted accessories are commonly ordered at time of generator purchase.

# Commercial Mobile Generators

Commercial  
QG 5500 EFI

| MODEL           | NOTE        | WATTS | AMPS | VOLTS   | FUEL | CIR. BKR. | POLES  |
|-----------------|-------------|-------|------|---------|------|-----------|--------|
| 5.5HGJAD-2138** |             | 5500  | 45.8 | 120     | GAS  | 30A       | 2 POLE |
| 5.5HGJAD-2274*  |             | 5500  | 45.8 | 120     | GAS  | 30A       | 2 POLE |
| 5.5HGJAD-2558** | SPLINED ENG | 5500  | 22.9 | 120/240 | GAS  | 30A       | 2 POLE |
| 5.5HGJAD-2140** |             | 5500  | 22.9 | 120/240 | GAS  | 30A       | 2 POLE |
| 5.5HGJAD-6759*  |             | 5500  | 22.9 | 120/240 | GAS  | 30A       | 2 POLE |

\*Evaporative control model - Designed for use in all applications with a separate gasoline fuel tank, not feeding a main propulsion engine.

\*\*For OEM replacement only.

All HGJAD generators require use of external 541-1002 Fuel Pump Kit to operate - Fuel tank must support supply and return lines



Length: 33.6 in.  
Width: 22.2 in.  
Height: 16.7 in.  
Weight: 288 Lbs.

Fuel consumption (GPH)

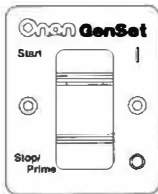
|           |     |
|-----------|-----|
| ½ Load    | .60 |
| Full Load | .95 |

2 Year Warranty  
66dB(A) @ 10 ft.  
Full-sized installation  
template: 539-2057  
(compartment mount)

This information is for general reference only. Visit [cummins.com](http://cummins.com).

## CM QG 5500 EFI Accessories

Highlighted accessories are commonly ordered at time



**300-5331**

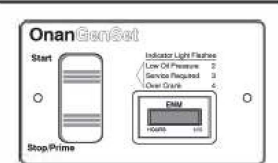
Remote Start Panel  
\* Used with 338-3489-01  
& 338-3489-02 Wiring  
Harness



**300-5332**

Remote Start Panel  
with Analog Hour  
Meter  
\* Used with 338-3489-01  
& 338-3489-02 Wiring  
Harness

### INSTALL ACCESSORIES



**028-0022**

Panel w/ Digital Hour  
Meter



**031-00255**

(Supersedes 046-00967)  
36" Straight Tailpipe Kit



**338-3489-01**  
10' Harness



**046-00722**

6" x 90 degree x 36"



**338-3489-02**  
30' Harness



**044-00026**

25' Wiring Harness  
044-00041



**155-3481-02**

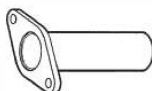
9" x 90 degree x 26"  
Includes hanger and clamp



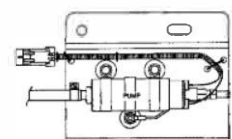
**300-4946**  
Pigtails to Set



**338-3572**  
Pigtails to  
Panel



**155-2424**  
7" Straight  
Exhaust Tube



**541-1002**

EFI Fuel Pump Kit

# Commercial Mobile Generators

Commercial  
QG 7000 EFI

| MODEL           | NOTE        | WATTS | AMPS      | VOLTS   | FUEL | CIR. BKR. | POLES  |
|-----------------|-------------|-------|-----------|---------|------|-----------|--------|
| 7.0HGJAD-2139** |             | 7000  | 58.3      | 120     | GAS  | 30A       | 2 POLE |
| 7.0HGJAD-2560** | SPLINED ENG | 7000  | 58.3/29.2 | 120/240 | GAS  | 30A       | 2 POLE |
| 7.0HGJAD-2141** |             | 7000  | 58.3/29.2 | 120/240 | GAS  | 30A       | 2 POLE |
| 7.0HGJAD-6760*  |             | 7000  | 58.3/29.2 | 120/240 | GAS  | 30A       | 2 POLE |

\*Evaporative control model - Designed for use in all applications with a separate gasoline fuel tank, not feeding a main propulsion engine.

\*\*For OEM replacement only.

All HGJAD generators require use of external 541-1002 Fuel Pump Kit to operate - Fuel tank must support supply and return lines



Length: 33.6 in.  
Width: 22.2 in.  
Height: 16.7 in.  
Weight: 299 Lbs.

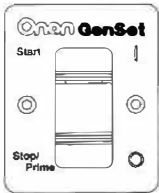
Fuel consumption (GPH)

|           |      |
|-----------|------|
| 1/2 Load  | .73  |
| Full Load | 1.22 |

2 Year Warranty  
70dB(A) @ 10 ft.  
Full-size installation  
template: 539-2057  
(compartment mount)

This information is for general reference only. Visit [cummins.com](http://cummins.com)

## CM QG 7000 EFI Accessories



**300-5331**

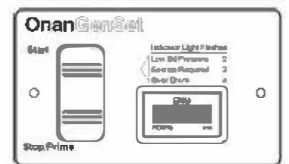
Remote Start Panel  
\* Used with 338-3489-01  
& 338-3489-02  
Wiring Harness



**300-5332**

Remote Start Panel  
with Analog Hour  
Meter  
\* Used with 338-3489-01  
& 338-3489-02 Wiring  
Harness

### INSTALLATION KIT



**028-00022**

Panel w/ Digital Hour  
Meter



**031-00255**

(Supersedes 046-00967)  
36" Straight Tailpipe Kit

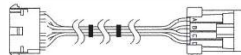


**338-3489-01**  
10' Harness



**046-00722**

6" x 90 degree x 36"



**338-3489-02**  
30' Harness



**155-3481-02**

9" x 90 degree x 26"  
Includes hanger and clamp



**300-4946**  
Pigtail to Set



**044-00026**

25' Wiring Harness



**A026E097**

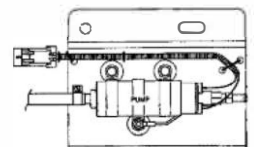
Exhaust Elbow



**155-2424**  
7" Straight  
Exhaust Tube



**338-3572**  
Pigtail to  
Panel



**541-1002**

EFI Fuel Pump Kit

Highlighted accessories are commonly ordered at time of generator purchase.

# Commercial Mobile Generators

**Commercial  
QD 5000**

| MODEL         | WATTS | AMPS      | VOLTS    | FUEL   | CIR. BKR. | POLES  |
|---------------|-------|-----------|----------|--------|-----------|--------|
| 5.0HDKBC-2860 | 5000  | 41.7      | 120V     | DIESEL | 25A       | 2 POLE |
| 5.0HDKBC-2861 | 5000  | 41.7/20.8 | 120/240V | DIESEL | 25A       | 2 POLE |



Length: 34.5 in  
Width: 22.9 in  
Height: 20.3 in  
Weight: 400 Lbs.

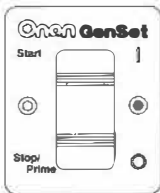
Fuel consumption (GPH)

|           |     |
|-----------|-----|
| ½ Load    | .41 |
| Full Load | .66 |

2 Year Warranty  
68dB(A) @ 10 ft.  
Full-size installation  
template: 539-2155  
(compartment  
mount)

*This information is for general reference only. Visit cummins.com*

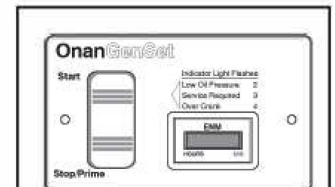
## CM QD 5000 Accessories



**300-4942**  
Remote Start Panel  
\*Used with 338-3490-01  
& 338-3490-02 Wiring  
Harness



**300-4943**  
Remote Start Panel with  
Analog Hour Meter List  
\*Used with 338-3490-01 &  
338-3490-02 Wiring  
Harness



**028-00023**  
Panel w/ Digital Hour  
Meter  
\*Used with 044-00062  
Wiring Harness



**A026E098**  
Tailpipe  
(030-00039  
Aftermarket)



**338-3490-01**  
10' Harness



**044-00062**  
25' Wiring Harness  
\*Used with 028-00023  
Digital Remote



**155-2424**  
7" Straight Tailpipe  
(for use w/ 1-1/2"  
O.D. tailpipe)



**338-3490-02**  
30' Harness



**046-00722**  
6"x 90 degree x 36"



**300-4947**  
Pigtail to Set



**338-3573**  
Pigtail to Panel

# Commercial Mobile Generators

CM QD 6000  
CM QD 8000

| MODEL          | WATTS | AMPS | VOLTS | FUEL   | RPM  | CIR. BRK. | POLES  |
|----------------|-------|------|-------|--------|------|-----------|--------|
| 6.0HDKAV-41934 | 6000  | 50   | 120V  | DIESEL | 3600 | 30A       | 2 POLE |
| 7.5HDKAT-41934 | 7500  | 63   | 120V  | DIESEL | 3600 | 35A       | 2 POLE |
| 8.0HDKAU-41934 | 8000  | 63   | 120V  | DIESEL | 3600 | 35A       | 2 POLE |



Length: 36.35 in  
Width: 24.23 in  
Height: 22.28 in  
Weight: 400 Lbs.

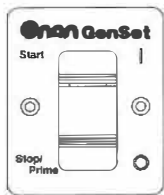
Fuel consumption (GPH)

|       |           |      |
|-------|-----------|------|
| 7.5Kw | 1/2 Load  | .56  |
|       | Full Load | .96  |
| 8.0Kw | 1/2 Load  | .61  |
|       | Full Load | 1.02 |

2 Year Warranty  
67dB(A) @ 10 ft.  
Full-size installation  
template: 539-1810-01 (compartment mount)

This information is for general reference only. Visit [cummins.com](http://cummins.com)

## CM QD 6000 - 8000 Accessories



**300-4942**

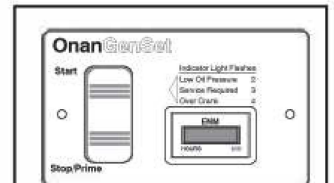
Remote Start Panel  
\*Used with 338-3490-01  
& 338-3490-02 Wiring  
Harness



**300-4943**

Remote Start Panel with  
Analog Hour Meter

\*Used with 338-3490-01 &  
338-3490-02 Wiring  
Harness



**028-00023**  
Panel w/ Digital Hour  
Meter  
\*Used with 044-00062  
Wiring Harness



**A026E098**  
(replaces 030-00039)  
Tailpipe



**338-3490-01**  
10' Harness



**155-2424**  
7" Straight Tailpipe  
(for use w/ 1-1/2"  
O.D. tailpipe)



**338-3490-02**  
30' Harness



**044-00062**  
25' Wiring Harness  
\*Used with 028-00023  
Digital Remote



**338-3573**  
Pigtail to Panel



**300-4947**  
Pigtail to Set



# Commercial Mobile Generators

CM QD 10000  
CM QD 12000

| MODEL           | WATTS  | AMPS      | VOLTS    | FUEL   | RPM  | CIR. BKR. | POLES  |
|-----------------|--------|-----------|----------|--------|------|-----------|--------|
| 10.0HDKCC-42345 | 10,000 | 83.3/41.7 | 120/240V | DIESEL | 1800 | 45A       | 2 POLE |
| 12.0HDKCD-2209  | 12,000 | 100/50    | 120/240V | DIESEL | 1800 | 50A       | 2 POLE |



Length: 41.4 in  
Width: 24.5 in  
Height: 27 in  
Weight: 816 Lbs.

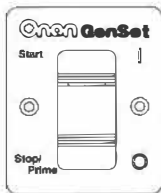
Fuel consumption (GPH)

|      |           |      |
|------|-----------|------|
| 10Kw | 1/2 Load  | .43  |
|      | Full Load | 1.01 |
| 12Kw | 1/2 Load  | .48  |
|      | Full Load | 1.20 |

2 Year Warranty  
68dB(A) @ 10 ft.  
Full-size installation  
template: 539-4844  
(compartment mount)

*This information is for general reference only. Visit cummins.com*

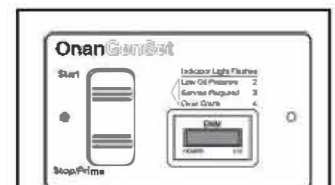
## Quiet Diesel 10000 - 12000 Accessories



**300-4942**  
Remote Start Panel  
\*Used with 338-3490-01 &  
338-3490-02 Wiring Harness



**300-4943**  
Remote Start Panel  
with Analog Hour Meter  
\*Used with 338-3490-01 &  
338-3490-02 Wiring  
Harness



**028-00023**  
Panel w/ Digital Hour  
Meter  
\*Used with 044-00062  
Wiring Harness



**A026E082**  
Tailpipe



**338-3490-01**  
10' Harness



**044-00062**  
25' Wiring Harness  
\*Used with 028-00023  
Digital Remote



**155-2424**  
7" Straight Tailpipe  
(for use w/ 1-1/2"  
O.D. tailpipe)



**338-3490-02**  
30' Harness



**338-3573**  
Pigtails to Panel



**300-4947**  
Pigtails to Set

# Commercial Mobile Generators

**Commercial  
SD 7500**

| MODEL      | COOLING | Hz | PHASE | WATTS | AMPS      | VOLTS     | CIR. BKR. | POLES  |
|------------|---------|----|-------|-------|-----------|-----------|-----------|--------|
| 7.5HDKAL-1 | PUSHER  | 60 | 1     | 7500  | 63/31     | 120/240   | 35A       | 2 POLE |
| 7.5HDKAL-2 | SUCTION | 60 | 1     | 7500  | 63/31     | 120/240   | 35A       | 2 POLE |
| 7.5HDKAL-3 | PUSHER  | 60 | 3     | 7500  | SEE CHART | SEE CHART | SEE CHART | 3 POLE |

Other models available, contact your distributor for more information.



**Length:** 37.3 in.  
**Width:** 21 in.  
**Height:** 23.9 in.  
**Weight:** 490 Lbs.

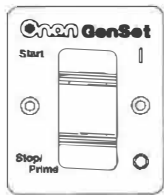
**Fuel consumption (GPH)**

|           |     |
|-----------|-----|
| ½ Load    | .56 |
| Full Load | .9  |

**2 Year Warranty  
76dB(A) @ 10 ft.  
Template 5391962**

This information is for general reference only. Visit [cummins.com](http://cummins.com)

## CM SD 7500 Unhoused Accessories



**300-4939**  
Remote Panel



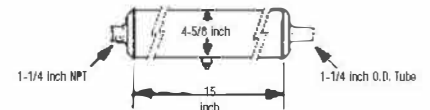
**300-4940**  
Remote Panel



**338-3573**  
Pigtail to Panel

155-2068  
Muffler

For use with HDKAL AS GenSets. USDA Forest Service approved spark arrester muffler. Note: Exhaust tailpipe NOT included.



**155-2068**  
Muffler



**300-4947**  
Pigtail to Set



**338-3490-01**  
10' Harness




**338-3490-02**  
30' Harness

| Voltage | 3 Phase Amps | C.B. Amps | 7.5kW Circuit Breaker P/N | Hz |
|---------|--------------|-----------|---------------------------|----|
| 100/200 | 27.09        | 30        | 0320-1880-04              | 60 |
| 120/208 | 26.05        | 30        | 0320-1880-04              | 60 |
| 120/240 | 22.58        | 25        | 0320-1880-02              | 60 |
| 127/220 | 24.63        | 25        | 0320-1880-02              | 60 |
| 139/240 | 22.58        | 25        | 0320-1880-02              | 60 |
| 240/416 | 13.03        | 15        | 0320-1957-02              | 60 |
| 254/440 | 12.32        | 13        | 0320-1957-01              | 60 |
| 277/480 | 11.29        | 13        | 0320-1957-01              | 60 |

# Commercial Mobile Generators

Commercial  
SD 1000

| MODEL           | COOLING | Hz | PHASE | WATTS | AMPS      | VOLTS     | CIR. BKR. | POLES  |
|-----------------|---------|----|-------|-------|-----------|-----------|-----------|--------|
| 8.0HDKAG-11378  | PUSHER  | 50 | 3     | 8000  | See chart | See chart | See chart | 3 POLE |
| 10.0HDKAG-61731 | PUSHER  | 60 | 1     | 10000 | 83/42     | 120/240   | 45A       | 2 POLE |
| 10.0HDKAG-11322 | PUSHER  | 60 | 3     | 10000 | 30.1      | 120/240   | 35A       | 3 POLE |



Length: 39.5 in.  
Width: 21 in.  
Height: 26 in.  
Weight: 520 Lbs.

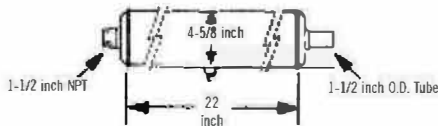
Fuel consumption (GPH)

|           |      |
|-----------|------|
| ½ Load    | .55  |
| Full Load | 1.04 |

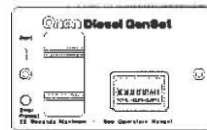
2 Year Warranty  
78dB(A) @ 10 ft.

This information is for general reference only. Visit [cummins.com](http://cummins.com)

## CM SD 10000 Unhoused Accessories



**155-2262**  
Muffler



**300-4940**  
Remote Panel



**300-4939**  
Remote Panel



**338-3573**  
Pigtail to Panel



**338-2102**  
Pigtail to Set



**338-2237**  
15' Harness



**338-2238**  
25' Harness

### CIRCUIT BREAKERS FOR 50 HZ, 3 PHASE MODELS

| Circuit Breaker Kit Number | Amps | Volts   |
|----------------------------|------|---------|
| 0320-1927-01               | 25   | 120/240 |
| 0320-1927-02               | 30   | 115/230 |
| 0320-1927-02               | 30   | 110/220 |
| 0320-1927-02               | 30   | 115/200 |
| 0320-1927-02               | 30   | 120/208 |
| 0320-1927-02               | 30   | 127/220 |
| 0320-1927-03               | 35   | 110/190 |
| 0320-1927-04               | 15   | 230/400 |
| 0320-1927-04               | 15   | 240/416 |
| 0320-1927-04               | 15   | 254/440 |
| 0320-1927-05               | 18   | 220/380 |

NOTE: Refer to Installation Manual Reconnection Chart