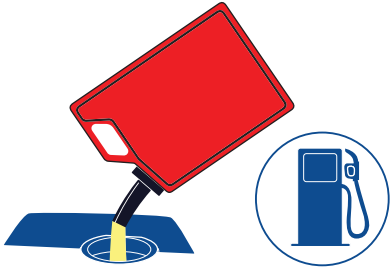
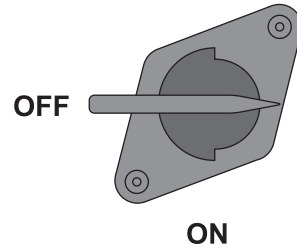



Step 1: Check the generator for gasoline. Add as needed.



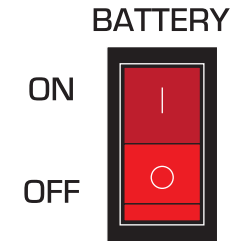
Step 2: Turn fuel valve on by rotating valve counter clockwise.



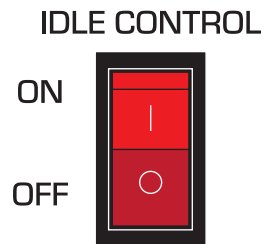
Step 3: Switch the main breaker to OFF.



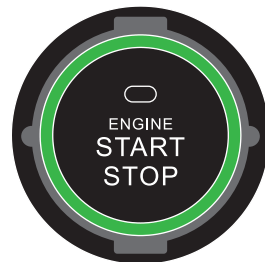
Step 4: Switch the battery switch to ON.




Step 5: Switch the idle control switch to OFF.




Step 6: Press the start button to start the generator.



Step 7: Once the generator is running, turn the main breaker to ON and plug devices in.




Step 8: Plug your devices in.



Note: To ensure the maximum life of your generator, be sure to check the oil before every use.

ASSEMBLING YOUR GENERATOR

Step 1: Remove the generator from the box and flip it over, so you can see the underside of the generator.



Step 2: Remove the shipping brace using the included wrenches. Braces can be discarded.



Step 3: Secure the support legs to the frame with the provided lock nuts.



Step 4: Place the smallest washer onto the axle. Insert axle through the frame and secure with the provided nut.



Step 5: Place one of the large washers onto the axles.



Step 6: Place the wheels onto the axles.



Step 7: Place a large washer on the axle.



Step 8: Place the cotter pin through the hole in the end of the axle and bend it out to secure the wheel.



Step 9: Attach the handles to the brackets on the frame using the provided bolts and nuts.



Step 10: Flip the generator over and sit it on its wheels.



Step 11: Remove the battery cover.



Step 12: Connect the battery terminal.



Step 13: Replace the battery cover.



Step 14: Add oil to the generator.



Note: The following set of instructions are a list of simplified steps to operate your generator. These steps are covered in greater detail within the product manual along with safety warnings, guidelines for maintaining your generator, and details about your generator's warranty.

We strongly recommend after assembling your generator you read the entire product manual to ensure you understand how to operate your generator properly and safely.