

# Sentinel HDi90 (Duct-able Version) Dehumidifier

## Specifications

Features	Sentinel HDi90
cETL	✓
Compressor Type	Rotary
More Thorough, and More Quick	✓
Ducting options	✓
Condensate Pump	✓
Auto Defrosting	✓
Easy handling	✓
Water full protection	✓
Environmental R410A Refrigerant	✓
Automatic humidistat control	✓
Memory Starting	✓
Epoxy Powder Coating	✓
Continuous Model	✓
HVAC Remote System	✓
Optional Remote Controller	✓
Low Temperature	✓
Bypass Air sensor	✓

Specifications	Sentinel HDi90
Power	115V/60Hz
Current	5.56 A
COP	2.88 L/Kwh
Size For	Up to 2,600 sq.ft.
Filter	Pre Filter and MERV-8 Filter
Air flow	230 CFM, 350 CMH
Sound Pressure Level	<58 dBA
Feet	Adjustable Feet
Refrigerant	R410A
Draining	Condensate Pump
Defrosting Control System	Auto Defrosting
Functioning Temperature Range	33.8-105°F
Functioning Humidity Range	35-95%
Capacity	90 Pints
Weight	78 lbs
Dim (L X W X H)	23.2 x15.2 x 17.7 in
Loading quantity	20": 180 Sets; 40": 412 Sets; 40"HQ: 515Sets

## Application

The **Sentinel HDi90(Duct-able Version)** is designed specifically for crawl spaces and basements. Low noise level, 2.88/LKM(220V/50Hz) and **huge capacity** 90PPD at AHAM condition. The **Sentinel HDi90(Duct-able Version)** supplements the air conditioning system in the summertime and maintains humidity levels balanced of the year.

Installation flexibility makes the unit ideal for almost any application. No conventional dehumidifier can perform as efficiently and effectively in basements and crawl spaces as **Sentinel HDi90(Duct-able Version)**. It is the best choice for residential work and restoration jobs, and suitable for household, shops, storage areas, industrial institutions and garage applications etc..

The **remote humidistat** design makes this unit an ideal choice for places where remote sensing and controlling is required. Optional duct mounting flanges reduce the installation time when connecting to an existing/new ducting systems.

## Key Design Features


- Supper COP
- 2.88L/Kwh(115v/60Hz)
- Rugged Condensate Pump(Developed only for Dehumidifier)
- Coated Coils with Stainless Side Plate
- Quick Access to Pump and Main Board
- Smallest Size
- HVAC Remote System

## Additional Features

- Engineered for low temperature operation and the air flow issues that crawl spaces present
- Ducting options for divided spaces
- Remote Control equipped
- Heavy-Duty Condensate Pump
- Quick connector to Pump(the pump can be taken out freely just full out the quick connector)



Optional Outlet  
Duct 5.9"



Wrinkle free tube



Pump



Clean Air Filtiter



MERV-8 Filter

EFFICIENT • LARGE CAPACITY • POWERFUL

INDUSTRY • RESIDENTIAL HOMES • STORES • RESTORATION

Crawlspace & Basement Dehumidifiers >>

# Sentinel HDi90

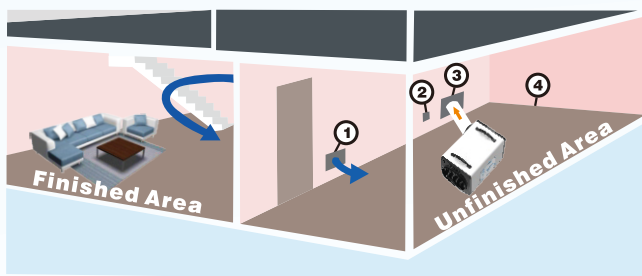
(Duct-able Version)

## Dehumidifier

Applications	Sentinel HDi90
Crawlspace	✓
Shops/Bars	✓
Museums/Sports Halls	✓
Water Damage Restoration	✓
Computer Rooms	✓
Basements	✓

Applications	Sentinel HDi90
Hotel/Motel	✓
Offices	✓
Laboratories	✓
Museums	✓
Storage Areas	✓
Restaurants	✓

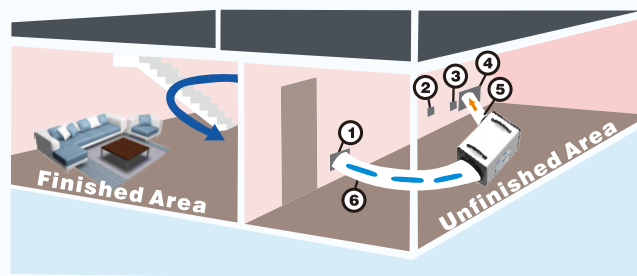
### Installation of a Sentinel HDi90 with a Supply Kit Only



1. Passive Return Vent
2. Remote Control (mounts on opposite Wall in Finished Area, Energize the sensor on Remote Control)
3. Supply Grill
4. Supply/Discharge Duct Work

- Place the **Sentinel HDi90 Duct-able Version** in unfinished area near a drain access (condensate will be drained out via Pump).
  - Connecting the Duct Tube on Collar, supply the dry air from the dehumidifier to a large and open area in finished section of the basement.
  - Place a return grill 1 passive vent on the other side of the wall that separates the finished and unfinished areas. This will allow circular air flow go through the basement.
  - The passive grill will prevent the unfinished room from being placed under a negative pressure and also allow the dehumidifier to focus on keeping the unfinished area dry as well.
  - The Remote Control can be used For normal Retome function, to insulate the Noise of Unit, and Also can be used at the Sensor Switch, you can choose the humidity sensor between Unit and remote Control.
- Be sure to keep all doors open in the basement to help with proper air circulation (Bedrooms, Bathrooms, etc.)

### Installation of a Sentinel HDi90 with a Supply and Return Kit



1. Return Grill
2. Remote Control (mounts on opposite Wall in Finished Area, Energize the sensor on Remote Control)
3. Optional Wall Mount Dehumidistat (mounts on opposite wall in finished area)
4. Supply Grill
5. Supply/Discharge Duct Work
6. Return/Intake Duct Work

- Place the **Sentinel HDi90 ( Duct-able Version )** in unfinished area of the basement near a drain access (condensate will be drained out via Pump).
  - Connecting the Duct Tube on Collar, supply the dry air from the dehumidifier to a large and open area in finished section of the basement.
  - Place a return grill 1 passive vent on the other side of the wall that separates the finished and unfinished areas. This will allow circular air flow go through the basement.
  - The passive grill will prevent the unfinished room from being placed under a negative pressure and also allow the dehumidifier to focus on keeping the unfinished area dry as well.
  - The Remote Control can be used For normal Retome function, to insulate the Noise of Unit, and Also can be used at the Sensor Switch, you can choose the humidity sensor between Unit and remote Control.
- Be sure to keep all doors open in the basement to help with proper air circulation (Bedrooms, Bathrooms, etc.)

## PROVEN PERFORMANCE

The are effective solutions to environmental control problems. The **Sentinel HDi90 ( Duct-able Version )** has **CE and CETL** Approved. With patent for invention protected, the item is in the top range list of energy efficient products. As the unique design compared with others, we have the **humidity senser** in bypass air design which make the short-cycling go away and have **quick access to pump** and main board. Customers can do it by themselves and service become easy. Preassembly makes the installation process simple, thereby it reduces the overall installation and project cost.

This Unit is equipped with a **Auto defrosting system**, which ensures a quick and efficient clearing of ice from the coil under a minimum operating temperature of 2°C. Sentinel HDi90 ( Duct-able Version ) removes maximum 90 pints of water per day (AHAM) while draws only 5.5amps, Sentinel HDi90 ( Duct-able Version ) is one of the smallest, lightest and most powerful dehumidifiers on the market. Sentinel HDi90 ( Duct-able Version ) is leading the industry by introducing epoxy coated coils. This new feature will extend the life of the coils, provide protection in corrosive environments and maintain the coil's heat transfer ability over the life of the coil. The additional features of the **Condensate Pump** make **Sentinel HDi90 ( Duct-able Version )** the ideal choice for unmanned installation.