

RUKKET® BATTING TEE ASSEMBLY INSTRUCTIONS

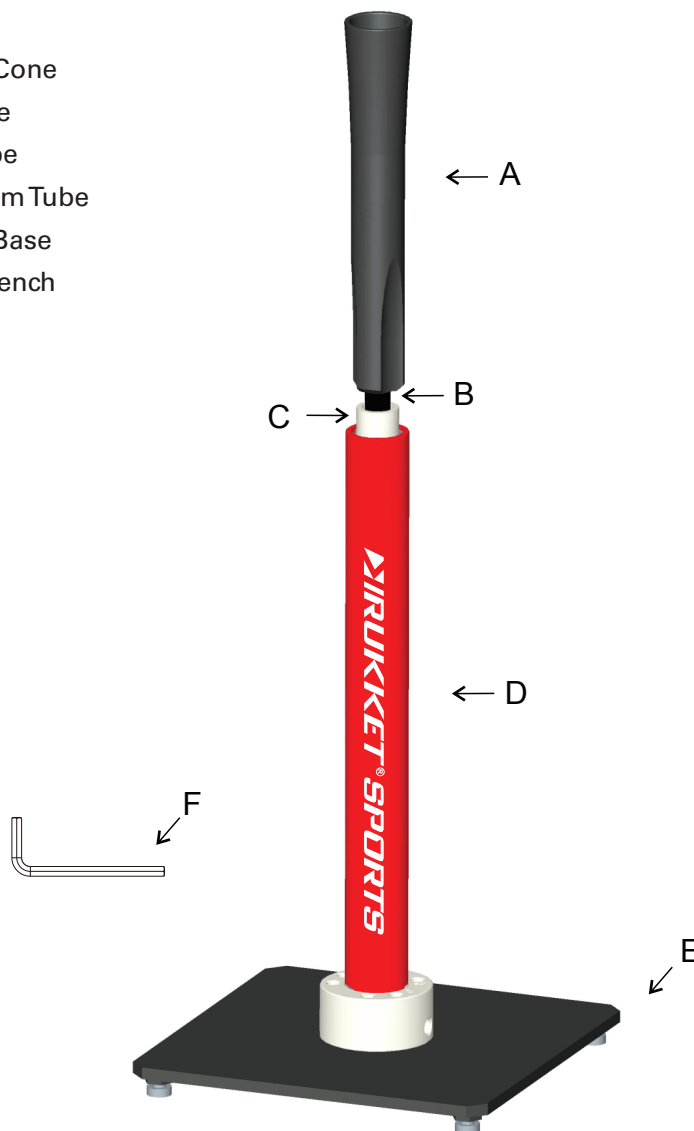
Our video instructions provide the best guidance for setting up your Rukket Batting Tee. They can be viewed online at



Please call us if you have any questions or concerns at **1-855-4RUKKET**
Please read our product safety warnings before setup

INCLUDED EQUIPMENT

- A. Black Rubber Cone
- B. Fiberglass Pole
- C. Aluminum Tube
- D. Thick Aluminum Tube
- E. Black Square Base
- F. Hexagonal Wrench

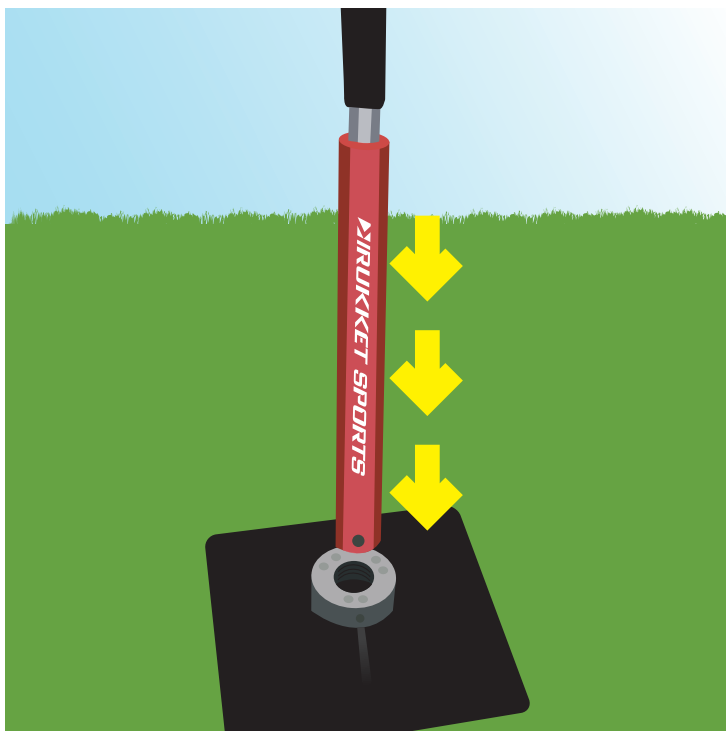


RUKKET® BATTING TEE ASSEMBLY INSTRUCTIONS

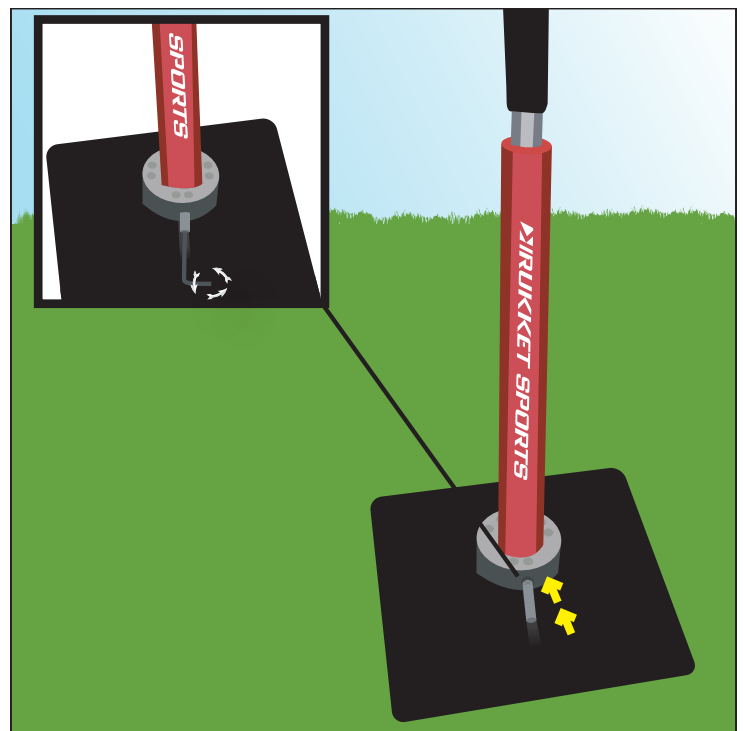
Our video instructions provide the best guidance for setting up your Rukket Batting Tee. They can be viewed online at

 /  RukketSports

Please call us if you have any questions or concerns at **1-855-4RUKKET**
Please read our product safety warnings before setup



STEP 1: Line up the holes in the red pipe with the holes in the base's silver collar and insert.



STEP 2: Starting at the bolt groove in the base, run the pin through the holes, threaded end first, and screw it down tight.

A large screw driver and hex key can be used to adjust the silver pipe and fiberglass pole tension.

WARNING: Don't leave your tee out in the rain. You can oil the moving parts if it becomes difficult to adjust.

PAGE 2

QUESTIONS? GIVE US A CALL! (1-855)-478-5538



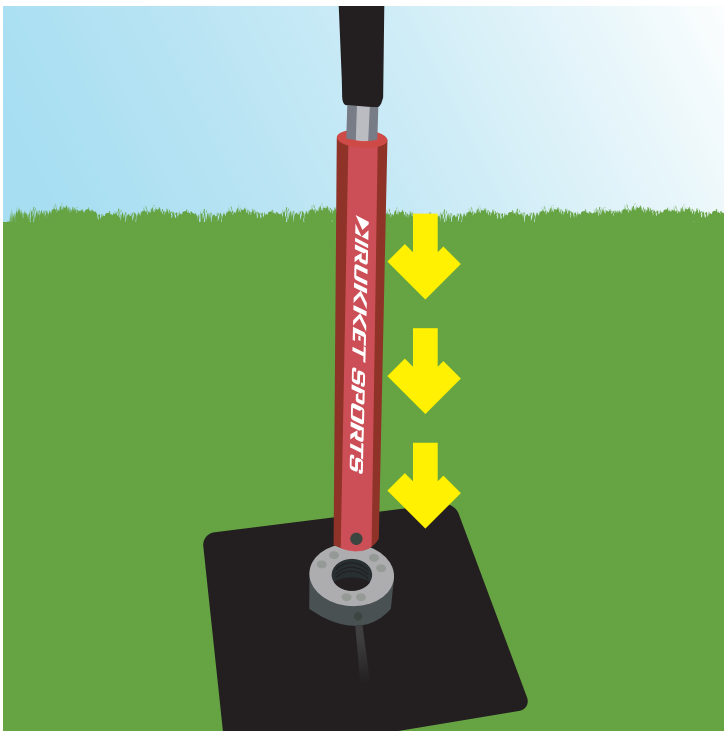
V1

RUKKET® INSTRUCCIONES PARA BATIR

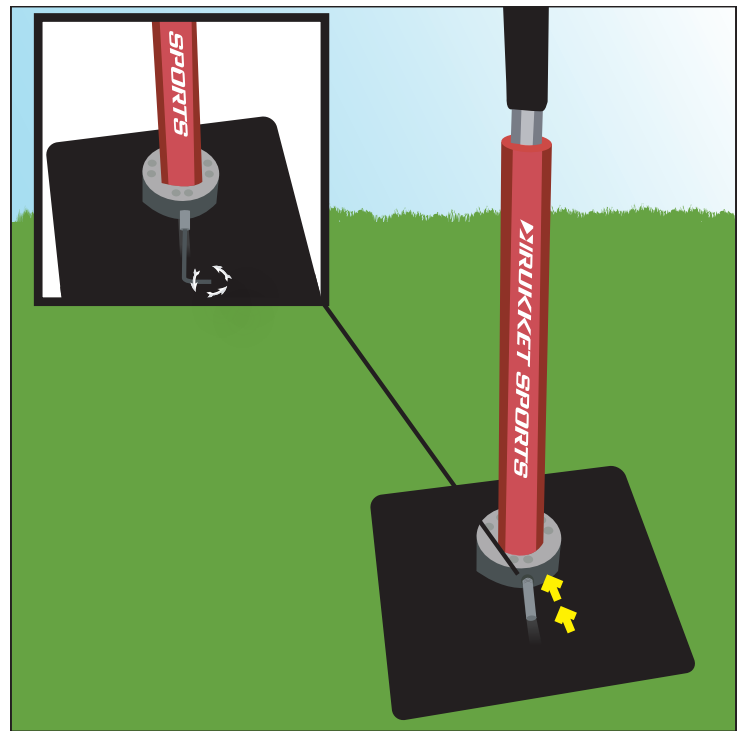
Nuestro video de instrucciones provee la mejor guía para armar su red de Baloncesto.
Mire nuestros videos en línea en:



¿Preguntas? Inquietudes o Quejas al **1-855-4RUKKET**
IMPORTANTE: Lea las ADVERTENCIAS de SEGURIDAD antes de armar.



PASO 1: Alinee los orificios del tubo rojo con los orificios del collar plateado de la base e insértelos.



PASO 2: Comenzando en la ranura del perno en la base, pase el pasador a través de los orificios, primero el extremo roscado y atorníllelo firmemente.

Se puede usar un destornillador grande y una llave hexagonal para ajustar la tensión del tubo de plata y del polo de fibra de vidrio.

ADVERTENCIA: No dejes tu tee bajo la lluvia. Puede engrasar las partes móviles si resulta difícil ajustarlas.

PAGE 3

¿DUDAS? LLÁMENOS AL (1-855)-478-5538

**RUKKET®
SPORTS**

V1