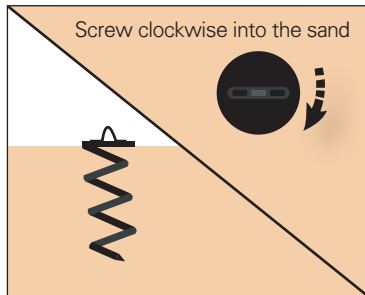


RUKKET PORTABLE PATIO OPENING INSTRUCTIONS


Please call us if you have any questions or concerns at **1-855-4RUKKET**
Please read our product safety warning before setup



1. Use the large anchor in sand by twisting it until fully submerged.



2. Grasp two legs opposite from one another on the base structure and pull fully open. Then place securely on the ground.




3. Slide the screw-locking mechanism upward to expand the table-top, then screw the locking mechanism clockwise until the table-top is taut.



4. Insert the table pole into the base structure.



5. Slide the umbrella onto the table's pole and push the locking mechanism upward.



6. Tilt the umbrella to reach its screw-locking mechanism, push up to expand the umbrella, and then screw the locking mechanism clockwise to lock the umbrella open.



7. Loop the securing strap through the table structure undercarriage and the anchor's eyelet before tightening.



8. Run the stakes through the table's feet to keep it sturdy.

WHAT'S INCLUDED



WARNING

Be careful with the umbrella; its lightweight design will be damaged if dropped while open.

QUESTION'S GIVE US A CALL! (1-855)-478-5538

RUKKET
SPORTS