

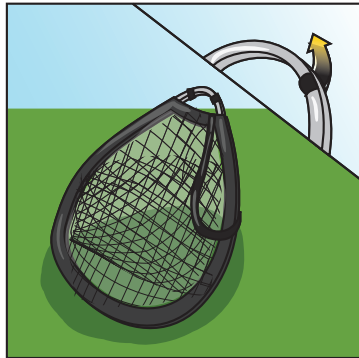
HALF MOON SOCCER GOAL ASSEMBLY INSTRUCTIONS

Our video instructions provide the best guidance for setting up your Half Moon Soccer Goal.
They can be viewed online at

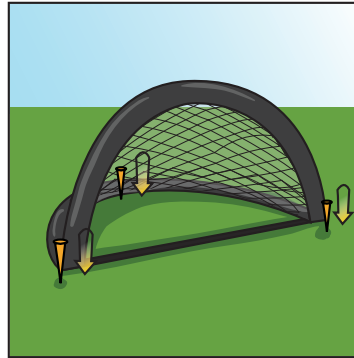


Please call us if you have any questions or concerns at **1-855-4RUKKET**

Please read our product safety warnings before setup

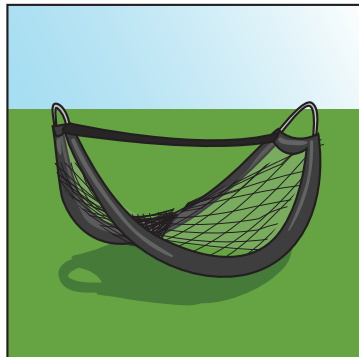


1. De-attach the velcro from the top of the net, tightly holding the net in place. Carefully allow the net to pop outward.

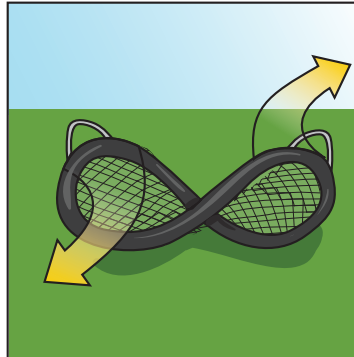


2. The net will open easily. Insert the ground stakes and you're ready to play!

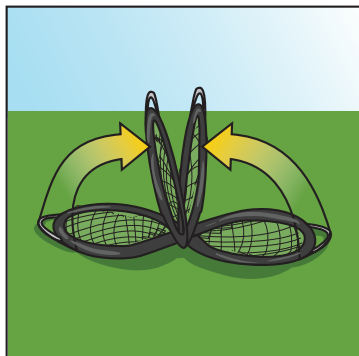
SOCCER GOAL FOLD-UP INSTRUCTIONS



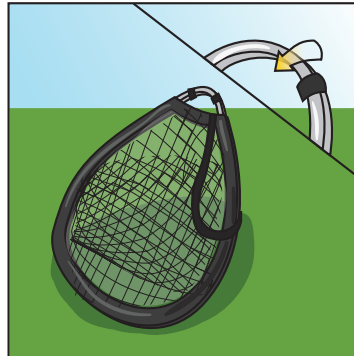
1. Hold the net by its metal corners upwards in a V-shape.



2. Pull the handles in opposite directions to form an 8-shape.



3. From the 8-shape, pull the sides up toward each other.



4. Attach the metal corners with the velcro strip and place back in bag.

QUESTIONS? GIVE US A CALL! (1-855)-478-5538

**RUKKET
SPORTS**