

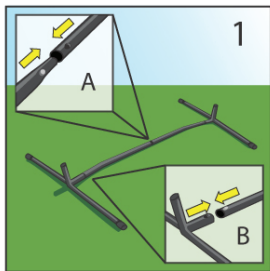
SOCK IT! BASEBALL/SOFTBALL NET ASSEMBLY INSTRUCTIONS

Our video instructions provide the best guidance for setting up your Sock it! 5x5 Baseball/Softball Net. They can be viewed online at

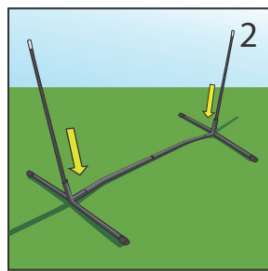


Please call us if you have any questions or concerns at **1-855-4RUKKET**

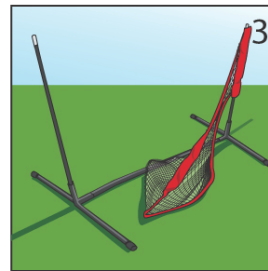
Please read our product safety warnings before setup



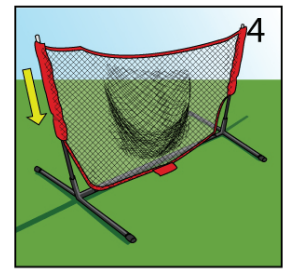
1. Join the two slightly bent pipes together (Fig. A) Then attach both end legs (Fig. B)



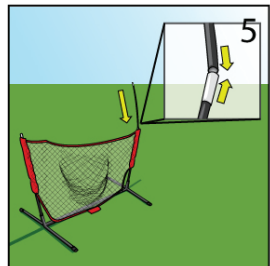
2. Install the two lower fiberglass poles, with coupling tubes at the top, into the angled pipes on the metal base.



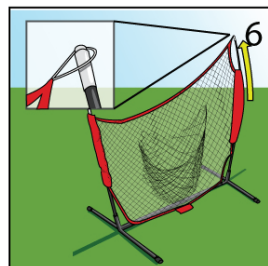
3. Thread a fiberglass pole through one of the net's sleeves making sure the net is right side up (white loops at the top corners and black bungees at the bottom corners).



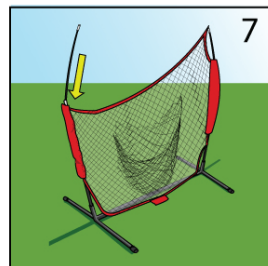
4. Repeat for the other side.



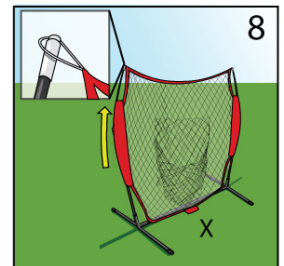
5. Insert an upper fiberglass pole into one of the lower pole's coupling tube. The metal knob should be at the top.



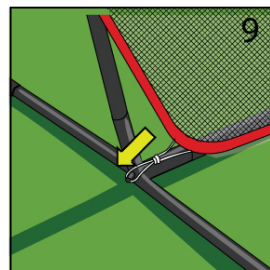
6. Gripping the assembled fiberglass pole, slide the net's sleeve up the pole and loop the white rope onto the metal knob on top.



7. Insert the remaining upper fiberglass pole into the remaining lower pole.



8. Grip the pole and slide the sleeve up before looping the white rope around the metal pole top.



9. Loop the black elastic bungees over the metal posts located on the outside of each end leg. 10. Wrap the velcro around the frame (X in Fig. 8).

WARNING

Please use adult supervision and follow the instructions when setting up and using this net. Regular use or abuse will eventually strain the netting and may break it. Do not stand behind the net. This net is not intended for personal protection. This net deflects fast moving objects, so people should be at least ten (10) feet away.

PRIOR TO USE

Inspect the netting and frame for damage or wear. Make sure the frame and net are assembled correctly and on a flat surface, at least ten (10) feet away from structures and vehicles. The user should be positioned directly in front of the net. Failure to follow these precautions could result in serious injury or damage to property.

QUESTIONS? GIVE US A CALL! (1-855)-478-5538

