




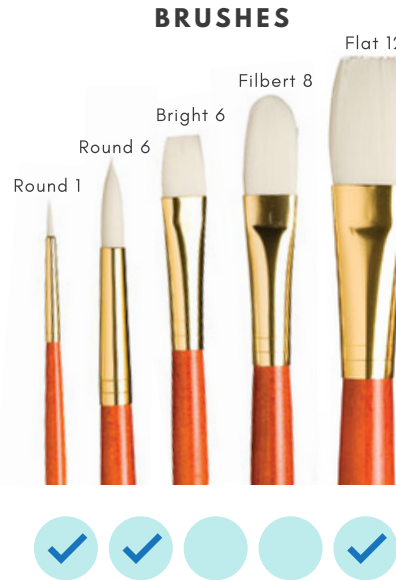

# PAINT NIGHT TIPS

## "GOLDEN BIRCH TREES"

### WHAT YOU'LL NEED

- Recommended Canvas Size: 16" x 20"
- Water Cup and Paper Towels to clean brushes

### COLORS



### PRO TIPS FOR HAVING A GREAT PAINT NIGHT

- Acrylic paint can stain, so wear your apron and protect surfaces you are painting on.
- While painting, keep your brushes bristle-end down in your water cup to keep them from drying out
- Use dry breaks to refill your drinks or snacks. If you don't want to wait, a hair dryer will speed up drying time between layers
- Paint the sides of your canvas for a finished look - you can even flip it upside down to paint the bottom!
- After painting, wash your brushes thoroughly, reshape the bristles, and lay flat to dry.

### REMEMBER

Every painting will be an original, so don't sweat it if your painting isn't exactly like the tutorial. Feel free to take creative license and make it your own! Your art is unique to YOU. And that's what makes it awesome.

We love to see what you create! Snap a selfie with your masterpiece and share it with us on social media by tagging @paintingtogogh.

### TUTORIAL DETAILS TO PLAN YOUR PAINT NIGHT

With our video tutorials, you can pause, replay, or skip ahead as needed. While everyone paints at their own pace, most painters can expect to add 15 to 30 minutes or more to the video runtime, so plan accordingly.

**Estimated Overall Time: 80 to 90 Minutes with Breaks**

Tutorial runtime: 62 Minutes

- Dry Break 1: @10:27, 5 minutes or until dry
- Dry Break 2: @23:46, 5 minutes or until dry
- Dry Break 3: @36:47, 5 to 10 minutes or until dry
- Dry Break 4: @51:09, 5 to 10 minutes or until dry

Stream your tutorial on any internet-connected device : WiFi connected laptop or tablet, mobile phone, Apple TV with Safari browser, Chromecast with Chrome browser, Amazon FireTV Stick with Silk browser, and more - however you like to stream.