

# SCHOOLHOUSE



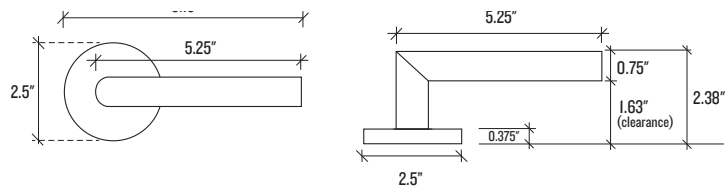
## York Door Set with Otto Lever—Passage

*Passage sets are non-locking and are primarily used on interior doors or on exterior doors paired with a coordinating deadbolt.*


Made-to-order and custom assembled to your specifications, the York Door Set with Otto Lever is designed and crafted to stand the test of time. Made from solid brass parts and featuring premium finishes and mechanisms, each piece is built by hand to exacting quality standards.

- Made by Emtek, a respected manufacturer with decades of door hardware experience
- Covered by Manufacturer's Lifetime Limited Warranty
- Assembled in the USA of domestic and imported parts
- Ships direct from the manufacturer
- Requires standard door preparation and installation
  - Single 2-1/8" bore hole and 1" edge bore
- Features concealed fasteners
- Sold as a complete set
- Includes:
  - Latch plate
  - Full-lip strike plate
  - Inside passage half spindle
  - Concealed fastener installation kit
- This is made to order and non-returnable

<b>Backset</b>	2-3/8" or 2-3/4"
<b>Compatible Door Thickness</b>	1-3/8" - 1-3/4"
<b>Door Prep</b>	Standard
<b>Backplate Dimensions</b>	2.5" Dia.
<b>Backplate Thickness</b>	0.375"
<b>Lever Dimensions</b>	5.25" x 0.75" Dia
<b>Clearance Dimensions</b>	1.63"
<b>Projection</b>	2.38"
<b>Overall Width</b>	6.13



### Finish Options



Flat Black (F'B)   Satin Brass (SB)   Satin Nickel (SN)

# SCHOOLHOUSE



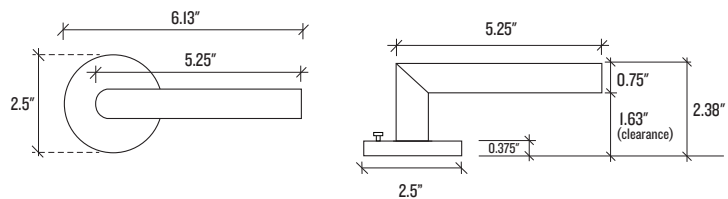
## York Door Set with Otto Lever—Privacy

*Privacy door sets lock with a privacy pin and are primarily used on bedroom and bathroom doors.*


Made-to-order and custom assembled to your specifications, the York Door Set with Otto Lever is designed and crafted to stand the test of time. Made from solid brass parts and featuring premium finishes and mechanisms, each piece is built by hand to exacting quality standards.

- Made by Emtek, a respected manufacturer with decades of door hardware experience
- Covered by Manufacturer's Lifetime Limited Warranty
- Assembled in the USA of domestic and imported parts
- Ships direct from the manufacturer
- Requires standard door preparation and installation
  - Single 2-1/8" bore hole and 1" edge bore
- Features concealed fasteners
- Sold as a complete set
- Includes:
  - Latch plate
  - Full-lip strike plate
  - Privacy pin
  - Inside passage half spindle
  - Concealed fastener installation kit
- This is made to order and non-returnable

<b>Backset</b>	2-3/8" or 2-3/4"
<b>Compatible Door Thickness</b>	1-3/8" - 1-3/4"
<b>Door Prep</b>	Standard
<b>Backplate Dimensions</b>	2.5" Dia.
<b>Backplate Thickness</b>	0.375"
<b>Lever Dimensions</b>	5.25" x 0.75" Dia
<b>Clearance Dimensions</b>	1.63"
<b>Projection</b>	2.38"
<b>Overall Width</b>	6.13



### Finish Options



Flat Black (FB) Satin Brass (SB) Satin Nickel (SN)



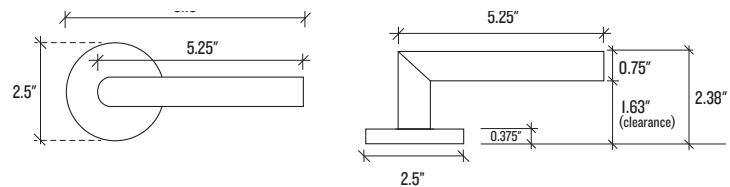
## York Door Set with Otto Lever— Dummy, Pair

*Dummy sets are non-turning and balance the look of double doors.*


Made-to-order and custom assembled to your specifications, the York Door Set with Otto Lever is designed and crafted to stand the test of time. Made from solid brass parts and featuring premium finishes and mechanisms, each piece is built by hand to exacting quality standards.

- Made by Emtex, a respected manufacturer with decades of door hardware experience
- Covered by Manufacturer's Lifetime Limited Warranty
- Assembled in the USA of domestic and imported parts
- Ships direct from the manufacturer
- Surface-mounted; No bore hole required
- Sold as a complete set
- Includes dummy mounting kit
- This is made to order and non-returnable

<b>Backplate Dimensions</b>	2.5" Dia.
<b>Backplate Thickness</b>	0.375"
<b>Lever Dimensions</b>	5.25" x 0.75" Dia
<b>Clearance Dimensions</b>	1.63"
<b>Projection</b>	2.38"
<b>Overall Width</b>	6.13



### Finish Options



Flat Black (FB)   Satin Brass (SB)   Satin Nickel (SN)