

SCHOOLHOUSE




York Door Set with Globe Knob + Deadbolt

Made-to-order and custom assembled to your specifications, the York Deadbolt is designed and crafted to stand the test of time. Made from solid brass parts and featuring premium finishes and mechanisms, each piece is built by hand to exacting quality standards.

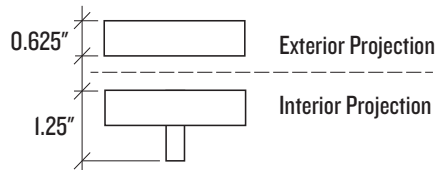
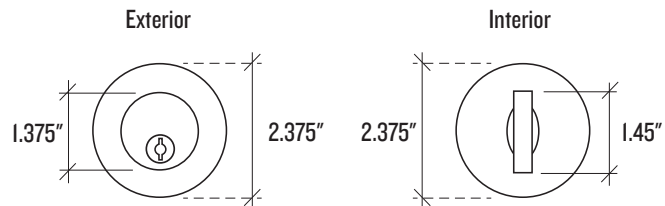
- Made by Emtek, a respected manufacturer with decades of door hardware experience
- Covered by Manufacturer's Lifetime Limited Warranty
- Assembled in the USA of domestic and imported parts
- Ships direct from the manufacturer
- Requires standard door preparation and installation
 - Single 2-1/8" bore hole and 1" edge bore
- Features Schlage C Keyway and includes 2 keys
- Includes:
 - Solid brass cylinder, housing, collar, thumbturn and backplate
 - Hardened steel bolt
 - Heavy gauge steel understrike and brass trim strike
 - Extension collar for thin doors (1-3/8" - 1-3/4")
 - 2-1/4" deadbolt mounting screws

Backset	2-3/8" or 2-3/4"
Compatible Door Thickness	1-3/8" - 2-1/4"
Door Prep	Standard
Backplate Dimensions	2.375" Dia.
Backplate Thickness	0.375"
Exterior Projection	0.625"
Interior Projection	1.25"

Finish Options



Flat Black (FB) Satin Brass (SB) Satin Nickel (SN)



SCHOOLHOUSE



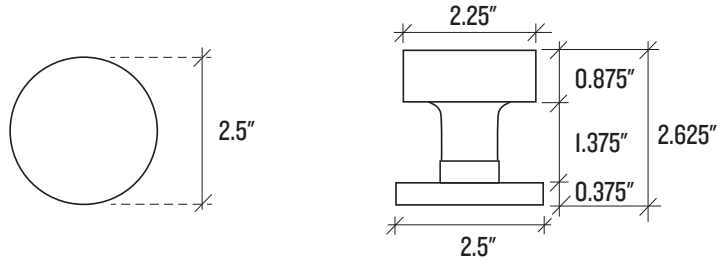
York Door Set with Globe Knob + Deadbolt—Passage

Passage sets are non-locking and are primarily used on interior doors or on exterior doors paired with a coordinating deadbolt.


Made-to-order and custom assembled to your specifications, the York Deadbolt is designed and crafted to stand the test of time. Made from solid brass parts and featuring premium finishes and mechanisms, each piece is built by hand to exacting quality standards.

- Made by Emtek, a respected manufacturer with decades of door hardware experience
- Covered by Manufacturer's Lifetime Limited Warranty
- Assembled in the USA of domestic and imported parts
- Ships direct from the manufacturer
- Requires standard door preparation and installation
 - Single 2-1/8" bore hole and 1" edge bore
- Features concealed fasteners
- Sold as a complete set
- Includes"
 - Latch plate
 - Full-lip strike plate
 - Inside passage half spindle
 - Concealed fastener installation kit
- This is made to order and non-returnable

Backset	2-3/8" or 2-3/4"
Compatible Door Thickness	1-3/8" - 2-1/8"
Door Prep	Standard
Backplate Dimensions	2.375" Dia.
Backplate Thickness	0.375"
Exterior Projection	0.625"
Interior Projection	1.25"



Finish Options



Flat Black (FB) Satin Brass (SB) Satin Nickel (SN)