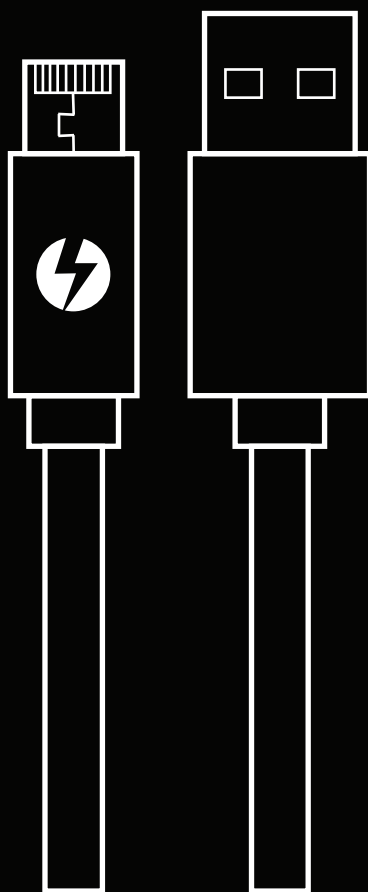




Original Patent-Pending Universal Charge & Sync Cable



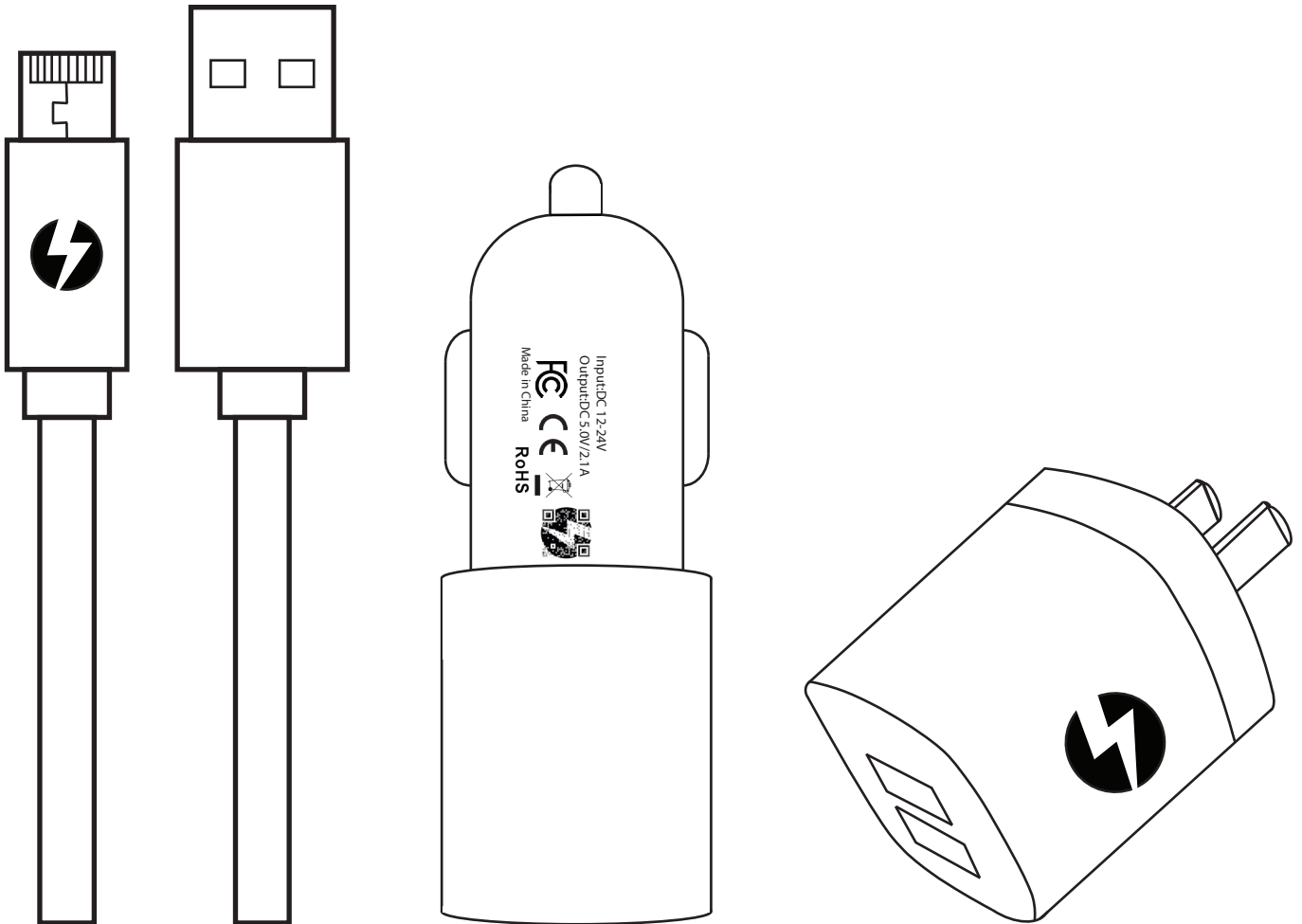
PLEASE READ BEFORE OPERATING THIS EQUIPMENT

Table of Contents.

Included Items	1
Operating Instructions	2-6
Maintanance and Care	7
Safety Precautions	8
Specifications	9
Warranty and Contact Information	11

Included Items.

- BuddyCable® Charge & Sync Cable
- BuddyCable® Wall Charger
- BuddyCable® Car Charger
- Operating Instructions



Getting to know your BuddyCable.

Thank you for choosing the BuddyCable by Bolt Innovation. Innovative, intuitive, and without moving parts or attachments, the BuddyCable is universal. Designed for you, the BuddyCable's instantly reversible patent-pending design allows you to charge & sync all your Apple Lightning and Micro-USB devices. The BuddyCable Wall Charger and BuddyCable Car Charger featuring dual USB charging ports make life on-the-go a little easier.

Please read all operating and safety instructions before using the BuddyCable Charge & Sync Cable, BuddyCable Wall Charger, and BuddyCable Car Charger.

Operating Instructions.

Prior to first use, please ensure the BuddyCable Charge & Sync Cable is compatible with your electronic device. To determine compatibility, please refer to your electronic device user manual. An electronic device that requires an Apple Lightning or Micro-USB Charge & Sync Cable is typically compatible.

Using the BuddyCable Charge & Sync Cable.

To charge & sync compatible electronic devices that use a Micro-USB port, plug the BuddyCable patent-pending tip into your electronic device with the exposed exterior contacts facing up (Side A) as shown in the diagram below.




Next, plug the Standard-USB end of the BuddyCable Charge & Sync Cable into either the provided BuddyCable Wall Charger or BuddyCable Car Charger to begin charging your electronic device.

For syncing or charging with other electronic devices or accessories that have a Standard-USB port: Insert the BuddyCable patent-pending tip into your electronic device that uses a Micro-USB port first, then insert the Standard-USB end of the BuddyCable Charge & Sync Cable into your other electronic device or accessory that uses a Standard-USB port. Charging or Syncing will usually begin automatically.

Using the BuddyCable® Charge & Sync Cable.

To charge & sync compatible electronic devices that use an Apple Lightning port, plug the BuddyCable patent-pending tip into your electronic device with the exposed exterior contacts facing down (Side B) as shown in the diagram below.




Next, plug the Standard-USB end of the BuddyCable Charge & Sync Cable into either the provided BuddyCable Wall Charger or BuddyCable Car Charger to begin charging your electronic device.

For syncing or charging with other electronic devices or accessories that have a Standard-USB port: Insert the BuddyCable patent-pending tip into your electronic device that uses an Apple Lightning port first, then insert the Standard-USB end of the BuddyCable Charge & Sync Cable into your other electronic device or accessory that uses a Standard-USB port. Charging or Syncing will usually begin automatically.

Please Note: Always fully insert the connector plug into electronic devices or accessories in the proper manner as described in this user manual. Always fully insert the plug into the USB outlet. Do not remove, bend, or modify any part of the cable. Do not connect the Standard-USB plug to any outlet other than a Standard-USB outlet. Please be sure not to connect the BuddyCable patent-pending tip to a device that does not use an Apple Lightning or Micro-USB port. It is important to read all labels, inserts, and instructions on the cable and electronic devices prior to use.

To charge & sync compatible electronic devices that use an Apple Lightning port, plug the BuddyCable patent-pending tip into your electronic device with the exposed exterior contacts facing down (Side B) as shown in the diagram below.



Next, plug the Standard-USB end of the BuddyCable Charge & Sync Cable into either the provided BuddyCable Wall Charger or BuddyCable Car Charger to begin charging your electronic device.

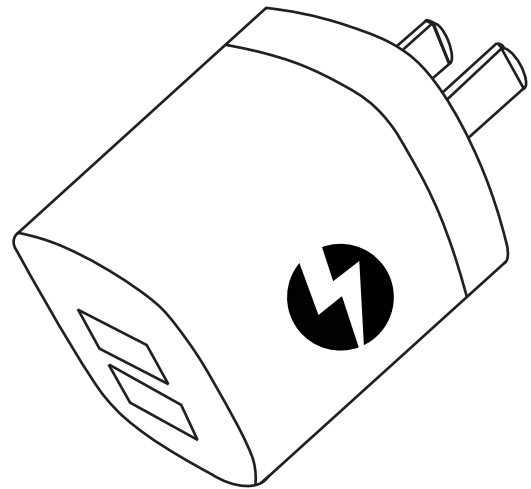
For syncing or charging with other electronic devices or accessories that have a Standard-USB port: Insert the BuddyCable patent-pending tip into your electronic device that uses an Apple Lightning port first, then insert the Standard-USB end of the BuddyCable Charge & Sync Cable into your other electronic device or accessory that uses a Standard-USB port. Charging or Syncing will usually begin automatically.

Please Note: Always fully insert the connector plug into electronic devices or accessories in the proper manner as described in this user manual. Always fully insert the plug into the USB outlet. Do not remove, bend, or modify any part of the cable. Do not connect the Standard-USB plug to any outlet other than a Standard-USB outlet. Please be sure not to connect the BuddyCable patent-pending tip to a device that does not use an Apple Lightning or Micro-USB port. It is important to read all labels, inserts, and instructions on the cable and electronic devices prior to use.

Using the BuddyCable® Wall Charger.

The BuddyCable Wall Charger is a sleek and compact 5V Dual Standard-USB adapter specially designed to work with the BuddyCable Charge & Sync Cable. The BuddyCable Wall Charger features dual Standard-USB 2.0 ports for added convenience.

- Sleek & Compact Design
- 5V Standard-USB Adapter
- Dual Standard-USB 2.0 Ports
- Plugs Directly into any AC Outlet
- Ideal for use at home and more



To use the BuddyCable Wall Charger, first plug the BuddyCable Wall Charger into any regular AC power outlet (or extension cord or surge protector). Next, use your BuddyCable Charge & Sync Cable or your device's charging cable and plug the Standard-USB end into the BuddyCable Wall Charger. The BuddyCable Wall Charger will provide power and charge your device as long as it remains plugged into the AC outlet.

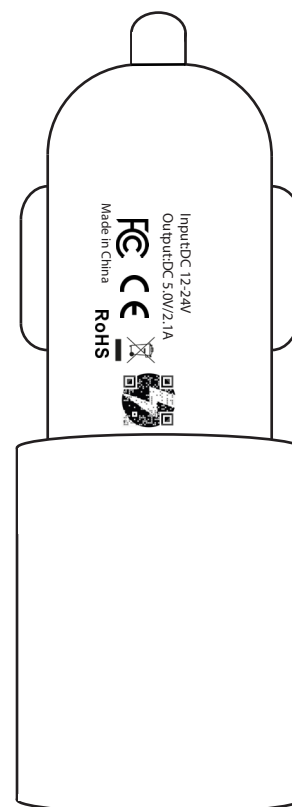
Please Note: Always use the BuddyCable Wall Charger AC Adapter in the proper manner as described in this user manual. Improper use can cause damage to your electronic device and/or electric shock or fire. Only insert a Standard-USB plug into the Standard-USB port. Always fully insert the BuddyCable Wall Charger into an AC outlet. Do not remove, bend, or modify any part of the device. Do not short-circuit the Standard-USB ports with any metal objects. Do not connect the AC plug into any outlet other than an AC outlet.

It is important to read all labels, inserts, and instructions prior to use.

Using the BuddyCable® Car Charger.

The BuddyCable Car Charger is a sleek and compact 5V Dual Standard-USB adapter specially designed to work with the BuddyCable Charge & Sync Cable. The BuddyCable Car Charger features both 1A and 2.1A Rapid-Charge Standard-USB 2.0 ports for charging while on-the-go.

- **Sleek & Compact Design**
- **2.1A Rapid Charging**
- **Dual Standard-USB 2.0 Ports**
- **Over-Charge Protection SmartChip**
- **Ideal for charging on-the-go**



To use the BuddyCable Car Charger, first plug the BuddyCable Car Charger into any 12-Volt DC Car Cigarette Lighter Outlet (or 12-Volt Auxillary DC power outlet). Next, use your BuddyCable Charge & Sync Cable or your device's charging cable and plug the Standard-USB end into either the 1A or 2.1A Standard-USB port of the BuddyCable Car Charger. The BuddyCable Car Charger will typically begin charging automatically and will provide power until your device is fully charged (to prevent overcharging).

Please Note: Always use the BuddyCable Car Charger DC Adapter in the proper manner as described in this user manual. Improper use can cause damage to your electronic device and/or electric shock or fire. Only insert a Standard-USB plug into the Standard-USB port. Always fully insert the BuddyCable Car Charger into the proper DC outlet. Do not remove, bend, or modify any part of the device. Do not short-circuit the Standard-USB ports with any metal objects. Do not connect the DC plug into any outlet other than the proper 12-Volt DC outlet.

It is important to read all labels, inserts, and instructions prior to use.

Maintenance and Care.

BuddyCable® Charge & Sync Cable: Always disconnect the BuddyCable Charge & Sync Cable from any electronic device or AC or DC adapter while not in use and prior to cleaning. Use a dry linen cloth or use a slightly moist cloth or heavy stains to clean your cable. Do not get wet the BuddyCable connector end or standard-usb end as liquid can permanently damage the cable and void the limited warranty. Do not use any cleaning supplies and avoid having any liquid entering the charging plugs. Always store your BuddyCable Charge & Sync in a safe dry place, away from children, after each use. Do not leave any of power cable in a way that could lead to a tripping hazard. Do not expose the BuddyCable Charge & Sync Cable to high temperatures, humidity, or places which it can become wet. We suggest keeping the original packaging for storage and reference purposes.

BuddyCable® Wall Charger: Always disconnect the BuddyCable Wall Charger from any electronic device or AC outlet while not in use and prior to cleaning. Use a dry linen cloth or use a slightly moist cloth or heavy soil to clean your adapter. Do not get wet the AC plug or standard-usb ports as liquid can permanently damage the adapter and void the limited warranty. Do not use any cleaning supplies and avoid having any liquid entering the AC plugs or USB ports. Always store your BuddyCable Wall Charger in a safe dry place, away from children, after each use. Do not expose the BuddyCable Wall Charger to high temperatures, humidity, or places which it can become wet. We suggest keeping the original packaging for storage and reference purposes.

BuddyCable® Car Charger: Always disconnect the BuddyCable Car Charger from any electronic device or DC outlet while not in use and prior to cleaning. Use a dry linen cloth or use a slightly moist cloth or heavy soil to clean your adapter. Do not get wet the DC plug contacts or standard-usb ports as liquid can permanently damage the adapter and void the limited warranty. Do not use any cleaning supplies and avoid having any liquid entering the DC plug contacts or USB ports. Always store your BuddyCable Car Charger in a safe dry place, away from children, after each use. Do not expose the BuddyCable Wall Charger to high temperatures, humidity, or places which it can become wet. We suggest keeping the original packaging for storage and reference purposes.

Safety Precautions.

Safety Precautions for the BuddyCable Charge & Sync Cable, the BuddyCable Wall Charger, and the BuddyCable Car Charger by Bolt Innovation LLC:

To ensure your personal safety, the BuddyCable Charge & Sync Cable, the BuddyCable Wall Charger, and the BuddyCable Car Charger must only be used as directed in this operating manual. Improper use can result in potential hazard and electric shock. Please read all safety and operating instructions carefully before installation and use. Keep these instructions for future reference.

- Avoid operating or storing the the BuddyCable Charge & Sync Cable, the BuddyCable Wall Charger, and the BuddyCable Car Charger in areas of high temperatures, or humidity, or places which might come into contact with water.
- The BuddyCable Charge & Sync Cable, the BuddyCable Wall Charger, and the BuddyCable Car Charger should not be used near bathrooms, showers, sinks, bath tubs, swimming pools, wet areas, or water.
- Exposing the BuddyCable Charge & Sync Cable, the BuddyCable Wall Charger, and the BuddyCable Car Charger to rain, moisture, spilled liquids, or any high temperature or water can result in fire, electric shock, damage, and personal injury.
- Never expose the BuddyCable Charge & Sync Cable, the BuddyCable Wall Charger, and the BuddyCable Car Charger to high temperatures and heat sources.
- High temperatures and heat sources such as flames, ovens, stoves, engines, and many others can damage the devices and can result in fire, electric shock, damage, and personal injury.
- Do not modify and alter the products and any accessories.
- Do not use any damaged parts.
- Plug and unplug all cables / adaptors slowly and carefully.
- Remove and dispose of all packing materials, as children may cut themselves or swallow small parts of the packaging.
- Unplug all cables and adapters and store in a cool dry place after a device is fully charged or after each use.

BuddyCable® Charge & Sync Cable:

CALIFORNIA PROPOSITION 65 WARNING

WARNING: The wires of this product contains chemicals known to the State of California to cause cancer and birth defects or other reproductive harm. Wash hands after handling. (California law requires this warning to be given to customers in the State of California.)

BuddyCable® Wall Charger:

CALIFORNIA PROPOSITION 65 WARNING

WARNING: This product contains chemicals known to the State of California to cause cancer and birth defects or other reproductive harm. Wash hands after handling. (California law requires this warning to be given to customers in the State of California.)

BuddyCable® Car Charger:

CALIFORNIA PROPOSITION 65 WARNING

WARNING: This product contains chemicals known to the State of California to cause cancer and birth defects or other reproductive harm. Wash hands after handling. (California law requires this warning to be given to customers in the State of California.)

Specifications.

BuddyCable® Charge & Sync Cable

Model no. : B0015

Input : 5V+/-0.25V

Output : 5V/2.1A

Material : Nylon / TPE / Aluminum Alloy

Color : Black/Silver/Gold/Rose Gold

Length : 1m, 2m

Operating Temperature : 0°C to 45°C

BuddyCable® Wall Charger

Model no. : B0020

Input : 100-240V 50/60Hz 1.2A(Max)

Output : 5V/1.0A

Color : Black/White

Operating Temperature : 0°C to 45°C

BuddyCable® Car Charger

Model no. : B0035

Input : 12-24V

Output 1 : 5V/1.0A

Output 2 : 5V/2.1A

Color : Black/Silver/Gold/Magenta

Operating Temperature : 0°C to 45°C

Compliance with FCC Regulations.

This equipment complies with FCC Part 15 for Home and Office use. Operation is subject to the following two conditions: (1) This device may not cause harmful interference, and (2) this device must accept any interference received, including interference that may cause undesired operation.

NOTE: This equipment has been tested and found to comply with the limits for a Class B digital device, pursuant to Part 15 of the FCC Rules. These limits are designed to provide reasonable protection against harmful interference in a residential installation. This equipment generates, uses and can radiate radio frequency energy and if not installed and used in accordance with the instructions, may cause harmful interference to radio communications. However, there is no guarantee that interference will not occur in a particular installation. If this equipment does cause harmful interference to radio or television reception, which can be determined by turning the equipment off and on, the user is encouraged to try to correct the interference by one or more of the following measures:

- Reorient or relocate the receiving antenna.
- Increase the separation between the equipment and receiver.
- Connect the equipment into an outlet on a circuit different from that to which the receiver is connected.
- Consult the dealer or an experienced radio/TV technician for help.

WARNING: Any changes or modification not expressly approved by the party responsible for compliance could void the user's authority to operate the device. Where shielded interface cables have been provided with the product or specified additional components or accessories elsewhere defined to be used with the installation of the product, they must be used in order to ensure compliance with FCC regulations.

Limited Warranty.

BuddyCable® Charge & Sync Cable

1-Year Limited Warranty Program (Registration Required)

To be eligible for the 1-Year Limited Warranty Program your BuddyCable Charge & Sync Cable must be registered by telephone, email, regular mail, or through our website within 14 Business Days of Original Purchase. The BuddyCable includes a 1-Year Limited Warranty on Parts or Cable Material Replacement. If your cable stops working due to manufacturer defect, it will be replaced. The warranty does not extend to the electronic equipment that is used or which incorporates with any of our products and accessories. The 1-Year Limited Warranty on Parts or Cable Material excludes any defect due to or that arises from incorrect use of any sort whatsoever, exposure to weather or outdoor elements, water, snow, or improper care or excessive use (Customer is Required to Pay any Shipping & Handling Fees) Contact us for more information and details. Toll Free- (800) 547-3839. Email: support@thebuddycable.com. Website: www.thebuddycable.com. BuddyCable Products Mailing Address: PO BOX 30, Hartly, DE 19953.

BuddyCable® Wall Charger

1-Year Limited Warranty Program (Registration Required)

To be eligible for the 1-Year Limited Warranty Program your BuddyCable Wall Charger must be registered by telephone, email, regular mail, or through our website within 14 Business Days of Original Purchase. The BuddyCable includes a 1-Year Limited Warranty on Parts or Replacement. If your charger stops working due to manufacturer defect, it will be replaced. The warranty does not extend to the electronic equipment that is used or which incorporates with any of our products and accessories. The 1-Year Limited Warranty on Parts or Replacement excludes any defect due to or that arises from incorrect use of any sort whatsoever, exposure to weather or outdoor elements, water, snow, or improper care or excessive use (Customer is Required to Pay any Shipping & Handling Fees). Contact us for more information and details. Toll Free- (800) 547-3839. Email: support@thebuddycable.com. Website: www.thebuddycable.com. BuddyCable Products Mailing Address: PO BOX 30, Hartly, DE 19953.

BuddyCable® Car Charger

1-Year Limited Warranty Program (Registration Required)

To be eligible for the 1-Year Limited Warranty Program your BuddyCable Car Charger must be registered by telephone, email, regular mail, or through our website within 14 Business Days of Original Purchase. The BuddyCable includes a 1-Year Limited Warranty on Parts or Replacement. If your charger stops working due to manufacturer defect, it will be replaced. The warranty does not extend to the electronic equipment that is used or which incorporates with any of our products and accessories. The 1-Year Limited Warranty on Parts or Replacement excludes any defect due to or that arises from incorrect use of any sort whatsoever, exposure to weather or outdoor elements, water, snow, or improper care or excessive use (Customer is Required to Pay any Shipping & Handling Fees). Contact us for more information and details. Toll Free- (800) 547-3839. Email: support@thebuddycable.com. Website: www.thebuddycable.com. BuddyCable Products Mailing Address: PO BOX 30, Hartly, DE 19953.

Disclaimer: Must be 18 years or older to purchase. The products are provided as is without any guarantees or warranty other than the very specific Limited Warranty which is at the complete discretion of Bolt Innovation LLC. In association with the product, BuddyCable or Bolt Innovation LLC makes no other warranties of any kind, either express or implied, including but not limited to warranties of merchantability, fitness for a particular purpose, of title, or of non-infringement of third party rights. Use of the product by a user is at the user's risk.

NO REPRESENTATIONS OR WARRANTIES, EITHER EXPRESS OR IMPLIED, OF MERCHANTABILITY, FITNESS FOR A SPECIFIC PURPOSE, THE PRODUCTS TO WHICH THE INFORMATION MENTIONS MAY BE USED WITHOUT INFRINGING THE INTELLECTUAL PROPERTY RIGHTS OF OTHERS, OR OF ANY OTHER NATURE ARE MADE WITH RESPECT TO INFORMATION OR THE PRODUCT TO WHICH INFORMATION MENTIONS. IN NO CASE SHALL THE INFORMATION BE CONSIDERED A PART OF OUR TERMS AND CONDITIONS OF SALE.

We recommend that you always read labels, warnings, and directions before using a product. For additional information about a product, please contact us. Bolt Innovation LLC or thebuddycable.com assumes no liability for inaccuracies or misstatements about products. Bolt Innovation LLC or BuddyCable assumes no liability for any misinterpretation of any information contained in this operating manual.

All brands, product names, and logos are trademarks registered trademarks of their respective companies. Keep all information for future reference. BuddyCable is a Registered Trademark of Bolt Innovation LLC.



FOR TECHNICAL SUPPORT PLEASE
CONTACT US AT:

TOLL-FREE: 800-547-3839

OR

EMAIL: SUPPORT@THEBUDDYCABLE.COM

BOLT INNOVATION LLC

PO BOX 30

HARTLY, DE 19953

WWW.THEBUDDYCABLE.COM