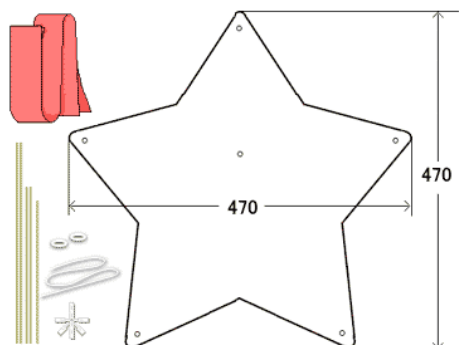


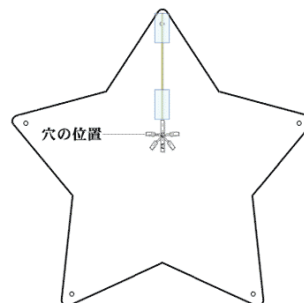
## STAR KITE KIT

### Plastic Sail

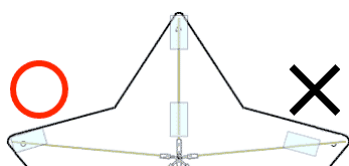
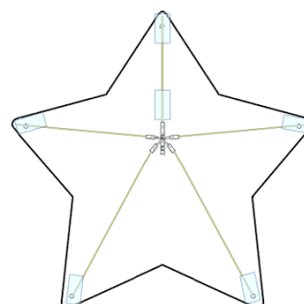


Materials	
Sail	1
Connector	1
Bamboo stick(200mm)	1
Bamboo stick(225mm)	2
Bamboo stick(288mm)	2
Rubber band	2
Tail	2
String	1

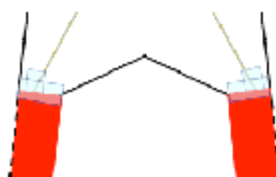
Insert a bamboo stick(200mm) into a connector and put this bamboo to the sail with scotch tape.



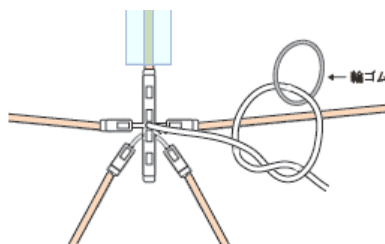
Insert other bamboo sticks into the connector and put them to the sail with scotch tape.



Attach the tails with scotch tape.

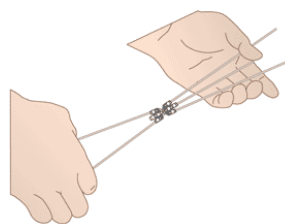


Use the rubber band as stopper.  
As illustrated, tie the line with a rubber band.

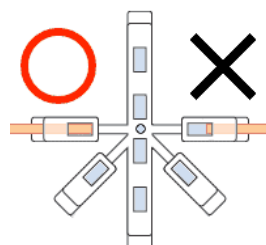


#### Remarks

Adjust the shape of the connector  
to put the bamboo sticks on the  
sail easily.



Put the sticks deep.



**WINDLOVE INC.**

Tokushima, Japan

info@windlove.net