

## SPECIFICATIONS

Model	V-150B
Colour	Bamboo cover and base
Capacity	150mL
Run Time	Up to 14 hours intermittent or 7 hours continuous
Features	Timer setting 1 hour, 2 hour, intermittent, continuous Changing LED lights – blue, green, red
Coverage	400 square feet
Rated Power	12W
Adapter Power	100-240V. 24V 0.5A

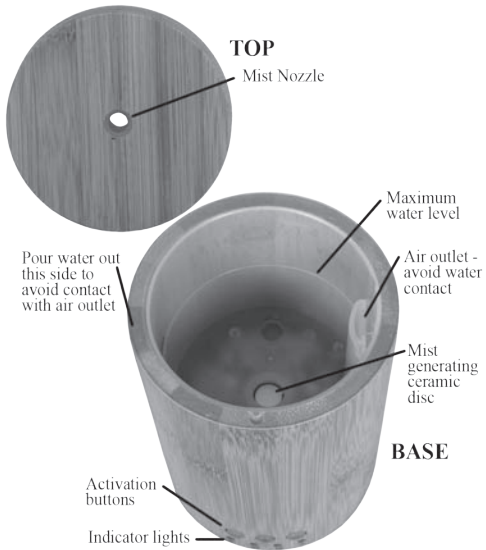


### Read instructions carefully before using.

The manufacturer accepts no liability for damage caused by the incorrect use of this diffuser.

## WHAT'S INCLUDED

Adapter - Cup - Mist Nozzle - LED Lights - Base - Mist Generating Disc - Activation Buttons - Indicator lights



### CAUTION

Please keep out of reach of children and pets

## TROUBLE SHOOTING

### No mist

Using incorrect water (distilled or purified)  
Use tap water (without filter)

Unit is out of water  
Add water

### No mist or little mist

Unit needs to be cleaned. Oils are clinging to the ceramic disc or sensor

Clean unit as advised in instructions with clean water and clean the ceramic disc/sensor with a brush or swab

Water level is higher than maximum level line

Clean unit then add water ½ way to fill line and additional water after getting mist

### Blinking Lights

Water level indicator is dirty

Clean unit as advised. Pay particular attention to swab the sensor disc inside the bottom of the unit

Condensation may have accumulated inside the top

Gently tap the top cover to allow water to drop back into the tank

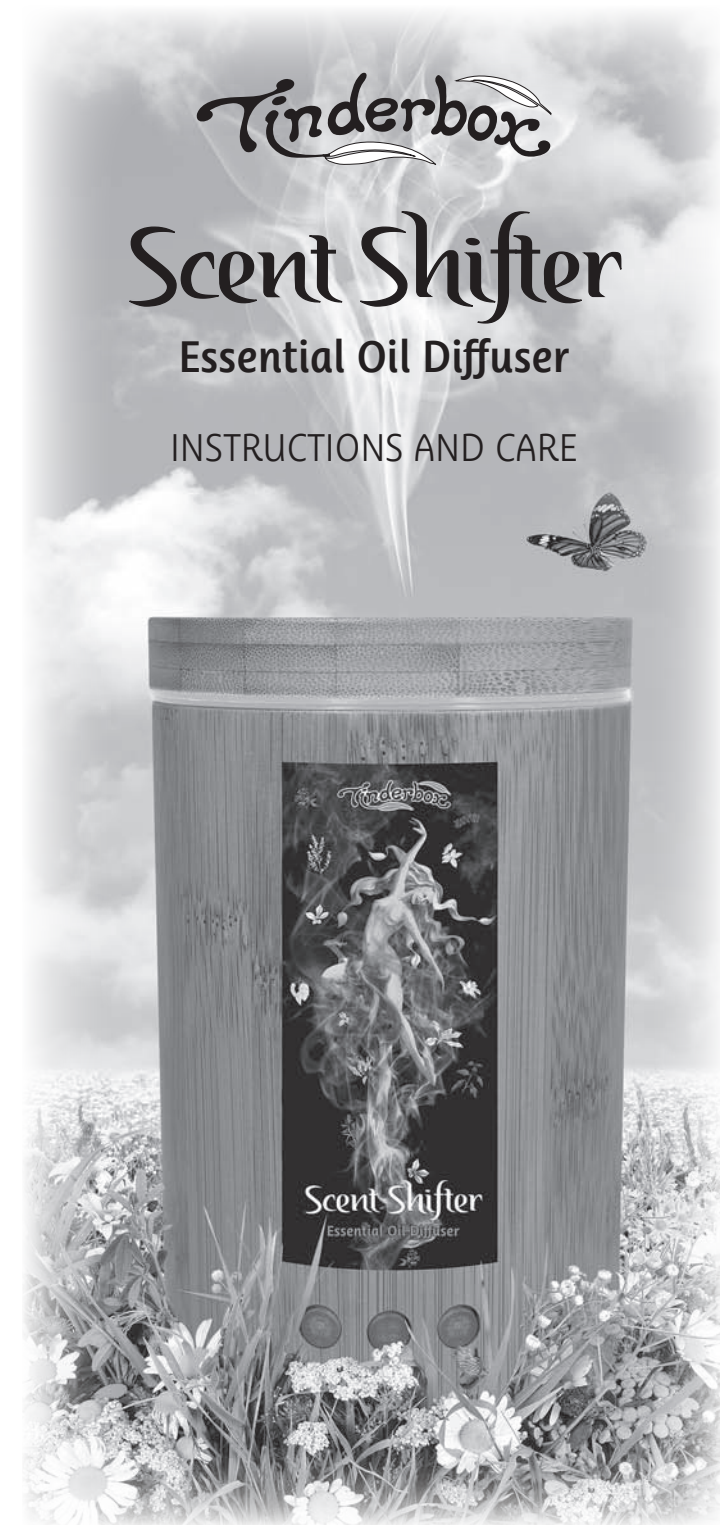
### No misting and unit is spraying water

Water is too cold

Change to warmer water



37 South West Highway Balingup WA 6253  
(08) 9764 1034 [www.tinderbox.com.au](http://www.tinderbox.com.au)  
facebook [TinderboxSparks](#) • [instagram](#) [Tinderbox\\_Reflections](#)



## HOW IT WORKS

Tinderbox Scent Shifter Diffuser uses high frequency ultrasonic technology that vibrates water inside the unit creating an ultra fine mist into the air. When essential oils are added, they are immediately dispersed into the air providing healthful benefits and helping to ionize the air. It can be used in a bedroom, living room, office area or anywhere you want to create a particular environment, such as relaxing or stimulating.

## ADDING ESSENTIAL OILS

1. Plug the adapter cord into the base first then plug the unit into the wall. Do not move once unit has been filled with water. Remove the top.
2. Using the cup provided, fill the base with 150mL of room temperature tap water to just below the Maximum level. Do not use distilled or purified/filtered water or chilled water. Do not overfill.
3. Add 2-5 drops of Tinderbox Essential Oils or Tinderbox Essential Blend range.
4. Replace the top. Turn on the diffuser.

## HOW TO OPERATE

### PRESS THE POWER BUTTON

1. Once to run continuously
2. Twice for Intermittent use
3. Three times to turn the power OFF.

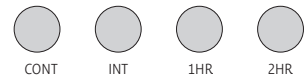
### PRESS THE TIMER BUTTON

1. Once for a 1 hour timer
2. Twice for a two hour timer



### PRESS THE LIGHT BUTTON

1. Once for rotating colours
2. Twice for a fixed colour
3. Three times to turn the light function off.



For safety the unit will automatically switch off when the water level falls below the minimum level.

## HOW TO CLEAN

We recommend that you clean your Scent Shifter Diffuser every time you change oils. Essential oils are corrosive, and over time they build up on the ceramic parts. To ensure a long life for your diffuser, follow these simple cleaning and maintenance instructions:

- Turn off the unit and disconnect the power plug before cleaning. Lift off the lid and empty any water remaining into a sink.
- Only use clean water at room temperature to fill the water tank
- Rinse the water tank and wipe it dry with a clean cloth every time you use a different type of essential oil
- Use a damp cloth to clean the unit's exterior
- Use a cotton swab or brush to clean the ceramic disc
- Keep water from entering the vent
- Don't move once unit has been filled with water
- Do not use detergents, solvents or abrasive agents to clean the diffuser unit
- Use the diffuser unit on a dry and even surface.

## TINDERBOX PURE ESSENTIAL OILS

Since 1982, Tinderbox has been a source of quality pure essential oils from all over the world. We have a range of more than 60 essential oils and essential oil combinations including woods, spices, flowers, citrus, resins and Australian natives. Tinderbox essential oils are uncut (not diluted with fillers), unadulterated, steam-distilled or cold-pressed; solely from the botanical world.

Essential oils, the versatile tools of the aromatherapist, are the essence of plants. They are the most concentrated form of herbal energy, representing the spirit or "soul" of the plant and are responsible for the plant's fragrance.

Burn a single oil or combine a few. By themselves pure plant oils have properties that can refresh the senses, relax the mind and bring us well-being. When two or more essential oils are blended, it creates a synergy with unique benefits that is ultimately more powerful than the individual oils.

Short on time or inspiration? Tinderbox Pure Essential Oil Blends contain ONLY undiluted, pure essential oils. All Blends are highly recommended to use in a diffuser for pleasure or purpose. Don't limit yourself to the prescription - use the one you love for whatever you like.

Visit [www.tindebox.com.au](http://www.tindebox.com.au) to view the full range of pure essential oils and essential oil blends.

## Warning and Cautions

- Shut off and unplug the power before cleaning
- Clean the unit when changing to a different oil
- Clean the unit by rinsing the water tank and wiping it dry with a clean cloth
- Use the original adapter provided by the manufacturer
- Keep the diffuser clean and dry when not in use. Do not leave stagnant oil and water inside the tank for prolonged periods
- Never place on loose fabric that can block air flow and prevent the unit from misting and ventilating properly
- Do not place the diffuser directly on wooden or polished furniture that may be damaged by water moisture
- Place at least 60cm above the floor and 10cm away from the wall. Keep clear of electrical appliances.

## To keep your diffuser working

- Do not use detergents, solvents or abrasive agents to clean the diffuser unit
- Never use hot water or very cold water. Never use a corrosive solvent to clean the product
- Never touch the water level sensor and avoid the product hitting other objects
- Never put your hand above the ceramic disc when product is working as this could cause pain and damage the machine
- Do not use other liquids except for water and drops of essential oils or Tinderbox essential oil blends
- Do not aim the device at walls, ceilings or furniture surfaces as excess moisture could cause water damage
- Do not remove the cover while in operation.

## Strictly Prohibited

- Never wrap the adapter with a cloth or paper etc. Otherwise it cannot dissipate heat normally and may cause deformation and burn the membrane from a short circuit.
- Never touch the adapter with wet hands
- Do not take this unit apart or expose electrical parts
- Do not immerse the unit in liquid
- Do not touch the disc while the diffuser is plugged in.