

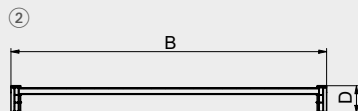
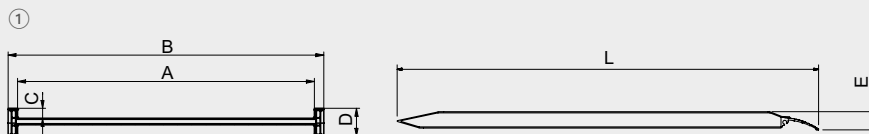
PRODUCT FAMILY:

MPC

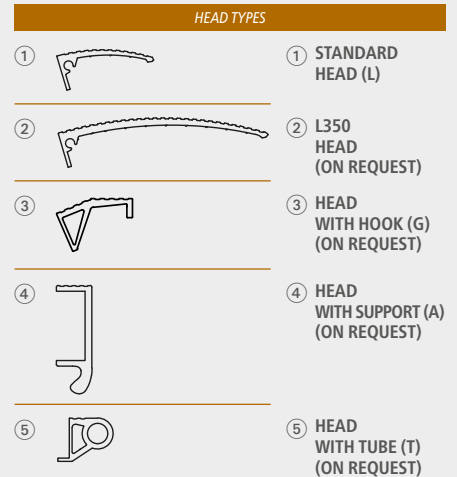
MAX. LOADING CAPACITY:

1.000 kg

This type of event & removal ramp, made with a special non-slip driving surface, is particularly suited to any sector that uses manual pallet trucks or hand-pushed trolleys or equipment with small rubber wheels for loading and unloading work. Logistics companies specialising in removals, beverage delivery or event organisation are just a few examples of potential users of this product range. The range is made with or without raised edges and the product is supplied with the required anchoring tabs.



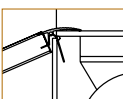
- ① WITH RAISED EDGES
- ② WITHOUT RAISED EDGES



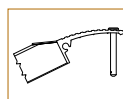
Model	Item code		Loading capacity kg with 1000 mm wheelbase	Length L mm	Internal width A mm	External width B mm	Height of raised edge C mm	Height of ramp profile D mm	Ramp dimension with raised edges E* mm	Weight per piece kg
	with raised edges	without raised edges								
MPC1800.750.1000	MM402BL.07.18	MM402SL.07.18	1000	1791	690	750	29	65	83	21
MPC2000.750.1000	MM402BL.07.20	MM402SL.07.20	1000	1991	690	750	29	65	83	24
MPC2400.750.1000	MM402BL.07.24	MM402SL.07.24	1000	2391	690	750	29	85	91	29
MPC2600.750.1000	MM402BL.07.26	MM402SL.07.26	1000	2591	690	750	29	85	91	32
MPC3000.750.1000	MM402BL.07.30	MM402SL.07.30	1000	2991	690	750	29	100	100	37
MPC3600.750.1000	MM402BL.07.36	MM402SL.07.36	1000	3591	690	750	29	115	115	45
MPC1800.1000.1000	MM402BL.10.18	MM402SL.10.18	1000	1791	940	1000	29	65	83	27
MPC2000.1000.1000	MM402BL.10.20	MM402SL.10.20	1000	1991	940	1000	29	65	83	30
MPC2400.1000.1000	MM402BL.10.24	MM402SL.10.24	1000	2391	940	1000	29	85	91	37
MPC2600.1000.1000	MM402BL.10.26	MM402SL.10.26	1000	2591	940	1000	29	85	91	40
MPC3000.1000.1000	MM402BL.10.30	MM402SL.10.30	1000	2991	940	1000	29	100	100	46
MPC3600.1000.1000	MM402BL.10.36	MM402SL.10.36	1000	3591	940	1000	29	115	115	56
MPC4000.1000.1000	MM402BL.10.40	MM402SL.10.40	1000	3991	940	1000	30	125	125	66
MPC4400.1000.1000	MM402BL.10.44	MM402SL.10.44	1000	4391	940	1000	30	125	125	72
MPC5000.1000.1000	MM402BL.10.50	MM402SL.10.50	1000	4991	940	1000	30	140	140	85

* Dimension E of the event & removal ramps without raised edges is the same as the height D of the ramp profile +10mm.

ANCHORING SYSTEMS



Aluminium tab (standard): The advantage of this anchoring system lies in the fact that the tab can be positioned along a large portion of the event & removal ramp's width, and can turn inside the head connection into which it has been inserted. The system comes with end caps for the head to prevent the tab disconnecting from the event & removal ramp during use.



Steel pin (on request): A galvanised steel pin with a diameter of 14 mm and a 24-mm-diameter head can be inserted through the holes in the standard head connection of the event & removal ramp and the loading bed.



HANDLING SYSTEMS



Nylon handles (on request): The product can be supplied with robust nylon handles to facilitate handling. Available in lengths of 30 cm and 60 cm, according to the model of the product selected. Recommended nylon handles for manual handling: 4 pcs each event ramp. Recommended nylon handles for handling by lifting equipment: 2 pcs minimum each event ramp.