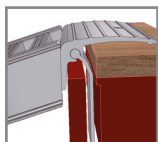
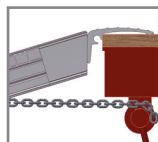


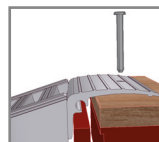
**SISTEMI DI FISSAGGIO DI SICUREZZA**  
SAFETY FIXING SYSTEMS



LINGUETTA  
TAB

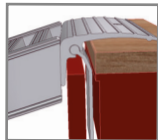


CATENA  
CHAIN

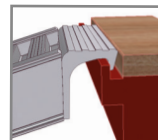


PERNO  
PIN

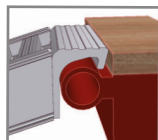
**TIPI DI APPOGGIO**  
TYPES OF CONNECTION



STANDARD



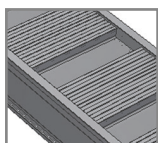
GANCIO  
SU PROFILO A U  
HOOK  
ON U-PROFILE




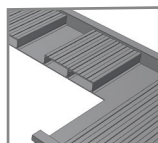
GANCIO  
SU TUBOLARE  
HOOK ON TUBE



**SUPERFICI**  
SURFACES




STANDARD



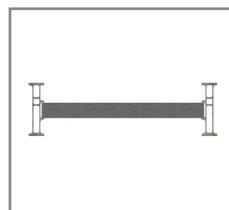
RINFORZATA (SU RICHIESTA)  
REINFORCED (ON DEMAND)

**TERMINALE**  
RAMP FOOT

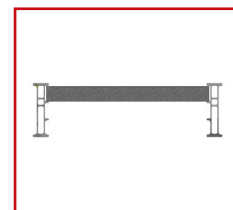


RINFORZATO  
REINFORCED

**VERSIONE**  
VERSION



STANDARD



SENZA BORDO (SU RICHIESTA)  
WITHOUT SIDE EDGES (ON DEMAND)

Tipo Type	Portata a coppia per veicoli con passo Load capacity/pair for vehicles with wheelbase			Lunghezza totale Total Length	Larghezza Width		Peso a rampa Weight per ramp
	1,0 m	1,5 m	2,0 m		Interna / Internal	Esterna / External	
	kg			mm	mm		kg
<b>210.30</b>	16.9000	16.900	16.900	3.000	550	640	69
<b>210.35</b>	14.300	16.900	16.900	3.500	550	640	79
<b>210.40</b>	11.600	13.400	15.100	4.000	550	640	90
<b>210.45</b>	9.800	11.000	12.500	4.500	550	640	101
<b>210.50</b>	8.500	9.400	10.500	5.000	550	640	112