

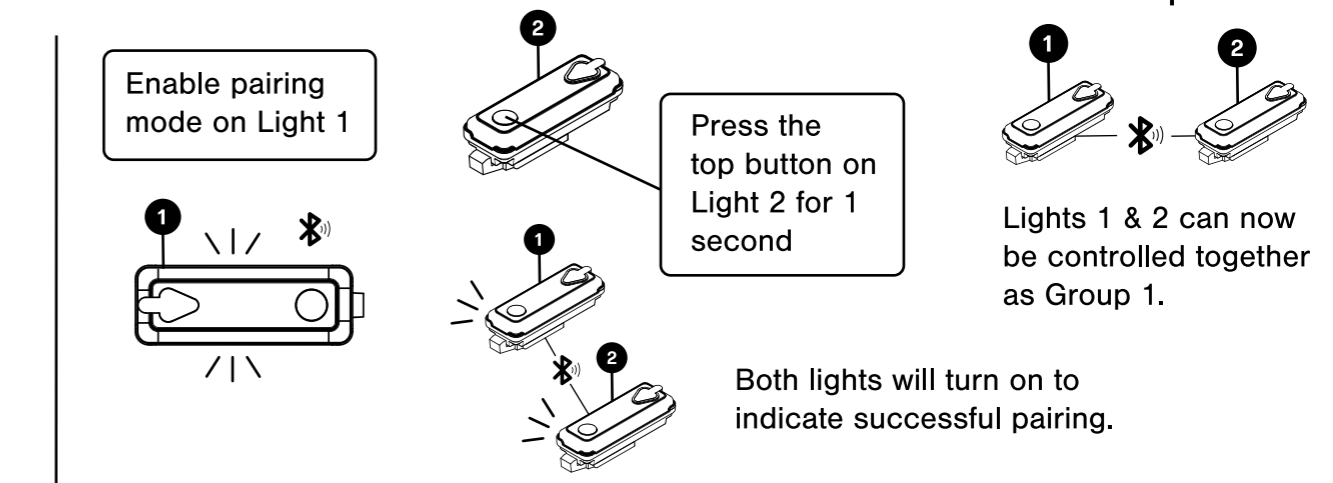
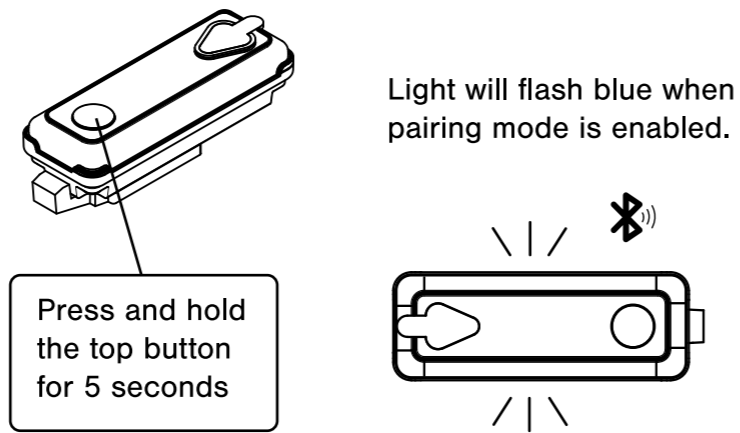


ShredLights

Download the App for **Faster Setup & Full Control** over Lights and Groups.

How to Pair Lights into Groups Without the App (App is recommended for first pairing out of the box)

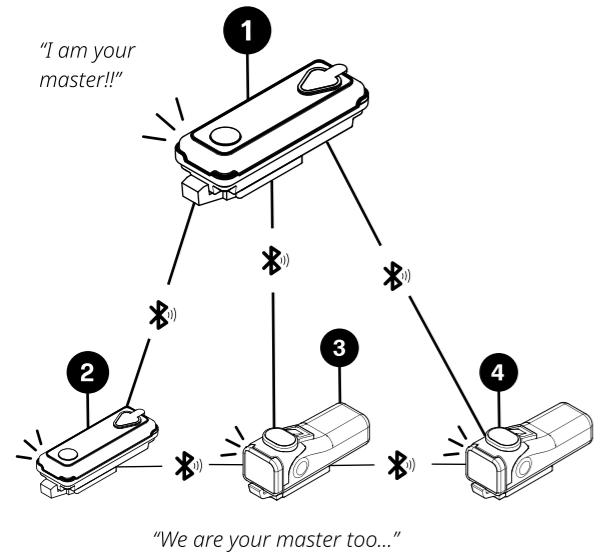
1 Enable Pairing Mode → 2 Pair 2 Lights to Create a Group



Bluetooth Control

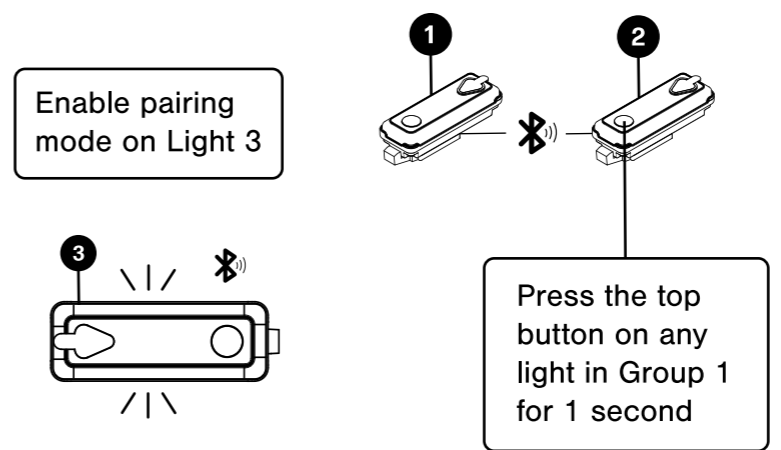
Bluetooth is always on and ready to communicate with the app or other lights in the group.

Control Full Groups With One Button



- + Use any light in the group to turn the group on/off (hold 1s) and change group light modes (press)
- + Use the app to customize group light modes and check the battery status of lights and groups
- + Lights remained paired to group after dying and being recharged

3 Add Lights to a Group



All 3 lights will turn on indicating Light 3 is paired to Group 1. Repeat this process to add lights to any group.

How to Remove Lights from a Group

1. Enable pairing mode on the light you want to remove
2. Press and hold the top button of a different light in the group to turn the whole group off and remove the light in pairing mode

Top Control Button

- + Single click on/off
- + Switch between light modes
- + Hold 5s to enable pairing mode
- + Hold 1.5s to turn group on/off

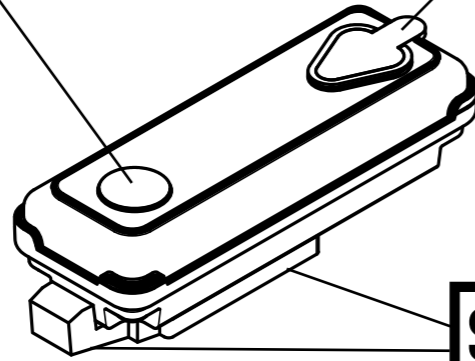
! WARNING

- 1) Riding at night can be more dangerous than during the day. Use extra caution and ride within your limits, especially around cars and other pedestrians. Always wear a helmet and other protective gear to help avoid serious injury or death.
- 2) Do not use the ShredLights app on your phone while moving. Using the app while riding is distracting and may cause accidents resulting in serious injury or death.

SHREDLIGHTS
PRODUCT GUIDE

Battery Status

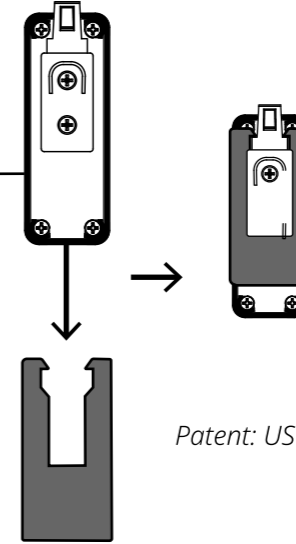
Green > 75%
Orange = 25% - 75%
Red < 25%



**S-LOCK
MOUNTING**

Charging Port

- + Lift waterproof cover to access USB-C charging port.
- + 2 hour charge time



- + Slide the bottom of the light into any S-LOCK mount until the clip 'clicks' into place. Ensure it's secure before riding.
- + To remove, press down on the front lever to disengage S-LOCK, then slide the light away from the mount.

Patent: US D918,323 S

FCC WARNING STATEMENT

Changes or modifications not expressly approved by the party responsible for compliance could void the user's authority to operate the equipment. This equipment has been tested and found to comply with the limits for a Class B digital device, pursuant to Part 15 of the FCC Rules. These limits are designed to provide reasonable protection against harmful interference in a residential installation. This equipment generates uses and can radiate radio frequency energy and, if not installed and used in accordance with the instructions, may cause harmful interference to radio communications. However, there is no guarantee that interference will not occur in a particular installation. If this equipment does cause harmful interference to radio or television reception, which can be determined by turning the equipment off and on, the user is encouraged to try to correct the interference by one or more of the following measures:

- Reorient or relocate the receiving antenna.
- Increase the separation between the equipment and receiver.
- Connect the equipment into an outlet on a circuit different from that to which the receiver is connected.
- Consult the dealer or an experienced radio/TV technician for help.

This device complies with part 15 of the FCC Rules. Operation is subject to the following two conditions: (1) This device may not cause harmful interference, and (2) this device must accept any interference received, including interference that may cause undesired operation. The device has been evaluated to meet general RF exposure requirement.

Light Specs

SIZE	84 x 23 x 30 (mm)
WEIGHT	42 grams
BATTERY SIZE	900 mAh
BATTERY LIFE	3+ Hours
CHARGE TIME	2 hours
WATER RATING	IPX7 Waterproof (submersible up to 1 meter for 30 minutes)
LED's	14 total

**1 YEAR
WARRANTY**

ShredLights include a 1 year warranty covering manufacturing defects, failures with S-LOCK, and electronic failures such as inability to charge or operate properly. For any issues with your lights, visit our website at: [ShredLights.com/Warranty](https://www.shredlights.com/warranty)



[www.SHREDLIGHTS.com](https://www.shredlights.com)



@ShredLights | #ShredLights