



Little Martin's Teat Sterilizer

User Manual

For Model BTS1707

In order to ensure you and your child's safety, please be sure to read this manual before using the product, and use it correctly.

- Please keep this manual in a safe place
- Read and follow instructions on product usage and cleaning
- If giving as a gift, please be sure to include this manual

Contents

Precautions2

How To Use3

Cleaning5

Product Details5

Specifications6

Warranty Cetificate.....on the back cover

Precautions

- When UV lamp is on, do not look directly into the lamp.
- Do not wash the product with water or other chemicals. To clean, use a cotton swab to gently wipe the product.
- Keep out of reach of children.
- Do not aim UV rays onto skin or toward eyes.
- Dry teat before sterilizing.
- Do not use if product is damaged.
- Watch out as packaging may be sharp.
- Do not use product near any fire or heat.
- Do not use product for other uses other than intended.
- Product cannot be exchanged once opened, except if product is faulty.
- Ensure cover is fully sealed when in use.
- If light on the bottom is not visible during use, change battery.
- Sterilize teats one at a time.



Warranty Certificate

This certificate promises our customers that they will receive free repair. If you notice any problems listed below within the warranty period, please contact our customer service with this certificate.

1. Once you have used this product, we basically will not offer exchange.
2. When the product is damaged (after proper use) within the warranty period which is a year from the purchase date, we will repair it for free. Contact us via email support@littlemartinsdrawer.com, and send the product over to our customer center.
3. Even within the warranty period, in the following situation the repair process will come with a fee.
 - a. Natural discoloration of the plastic area.
 - b. Damage due to misuse of the product.
 - c. Damage due to fire, water, earthquake and other natural disasters.
 - d. Damage due to commercial or business usage.
 - e. The shipping fee for paid repair.
4. This service will apply only inside United States.
5. Once the product is out of production and certain parts are out of stock, we will not be able to offer certain repairs.



BATCH CODE
SEE THE LOT LABEL AT THE BOTTOM
OF THE DEVICE



CONSULT INSTRUCTIONS FOR USE



100% RECYCLEABLE



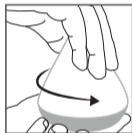
WASTE FROM
ELECTRICAL AND
ELECTRONIC
EQUIPMENT (WEEE)



- Do not put product in your mouth.
- Do not disassemble or reassemble the product.
- Do not break the lamp.
- If product remains unused for an extended period of time, remove battery.

How to Use

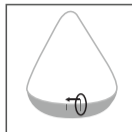
- ① Turn the lid anticlockwise to open.



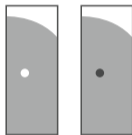
- ② Place teat to be disinfected into the sterilizer.



- ③ Turn the lid clockwise until scale markings are aligned. Sterilization will begin automatically.



- ④ The blue light on the bottom of the device will turn on when sterilization begins. When sterilization is complete, the blue light will turn off.



To store teats without sterilization, fix lid on the middle scale "lock" to lock the device.

To change battery, open battery compartment at the bottom of the product and replace with 2x AA batteries.

Cleaning

Do not wash UV lamp or bottom stainless part of the device in water. Instead, clean with a soft cloth or Q-tip.

Upper case can be washed with warm water. Do not use a rough sponge to avoid scratching the lid.

Product Details

Little Martin's Teat Sterilizer uses a semi-permanent high brightness lamp with a span of approximately 10,000 hours.

High luminance lamps and internal design reduce ozone generation by more than 80% when compared to other baby UV disinfectors to prevent corrosion of pacifiers.

Utilizing mirror stainless steel, product guarantees 99.9% disinfection and high reflectance. Third-party products usually have a disinfectant lamp that is made of plastic and has low reflectivity and low disinfection power.

Staphylococcus, Viral, Salmonella, Escherichia coli: 99.9% sterilization of high intensity UV lamps.

Internal size	Comfortable size to sterilize teats and hood at once.
Germicidal power	Maximize reflectance by using mirror stainless. 99.9% sterilization within 4 minutes with a high-intensity UV lamp.
Safety	Harmless to children due to no ozone in the lamp. No exposure to UV radiation due to double safety tools.
Portability	Easy to use with AA batteries. Can be used as a teat storage case.

Specifications

Sterilizing Length:	4 minutes 30 seconds (±5 seconds)
Battery:	2x AA
Material:	Outside ABS, Inside Stainless
Size:	95*110 mm
Function:	UV Sterilization