

MIXING VALVE SERIES VRG130

The compact rotary 3-way mixing valve series VRG130 is available in DN 15–50, and is made of brass, PN10. Five types of connections are available; internal thread, external thread, compression fitting, rotating nut and pump flange. Patented + Registered design.

OPERATION

The ESBE series VRG130 is a range of compact low leakage mixing valves made of special brass alloys allowing use in heating and cooling installations.

For easy manual operation the valves are equipped with non-slip knobs and end stops for an operation angle of 90°. The valve position scale can be turned over and rotated, allowing a wide choice of mounting positions. Together with actuator series ESBE ARA600 the VRG130 valves are also easily automated and have extraordinary regulating accuracy thanks to the unique valve-to-actuator interface. For more advanced control functions, the ESBE controllers allows even more applications.

ESBE VRG130 valves are available in dimensions DN 15–50 with internal or external thread, with rotating nut and pump flange in DN20, or with compression fittings for pipe O.D. 22 and 28 mm.

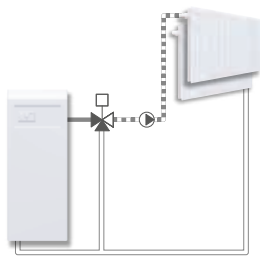
SERVICE AND MAINTENANCE

The slender and compact design of the valve allows for easy tool access when assembling and disassembling the valve.

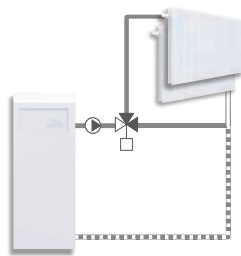
Repair kits are available for key components.

INSTALLATION EXAMPLES

All the examples of installations can be mirrored. The valve position scale can be turned over and rotated to fit a number of installation layouts and should at the installation be fitted in the correct position as shown in the instruction for installation. The symbol markings of the valve ports (■●▲) minimize the risk of incorrect installation.



Mixing



Diverting



VALVE VRG130 DESIGNED FOR

- Heating
- Comfort cooling
- Potable water
- Floor heating
- Solar heating
- Ventilation
- Zone
- District hot water
- District heating
- District cooling

SUITABLE ACTUATORS AND CONTROLLERS

- Series ARA600
- Series 90*
- * Adaptor kit necessary, see product page
- Series 90C
- Series CRC110
- Series CRB100
- Series CRA110

TECHNICAL DATA

Pressure class: _____ PN 10
 Media temperature: _____ max. (continuously) +110°C
 _____ max. (temporarily) +130°C
 _____ min. -10°C
 Torque (at nominal pressure) DN15-32: _____ < 3 Nm
 DN40-50: _____ < 5 Nm
 Leakrate in % of flow*: _____ Mixing < 0.05%
 _____ Diverting < 0.02%
 Working pressure: _____ 1 MPa (10 bar)
 Max. differential pressure drop: _____ Mixing, 100 kPa (1 bar)
 _____ Diverting, 200 kPa (2 bar)
 Close off pressure: _____ 200 kPa (2 bar)
 Rangeability Kv/Kv^{min}, A-AB: _____ 100
 Connections: _____ Internal thread, EN 10226-1
 _____ External thread, ISO 228/1
 _____ Compression fitting, EN 1254-2

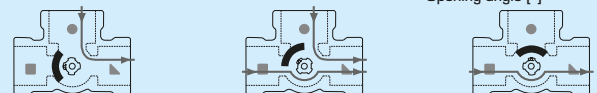
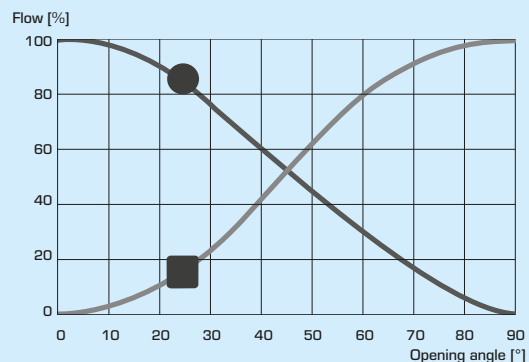
* Differential pressure 100kPa (1 bar)

Material

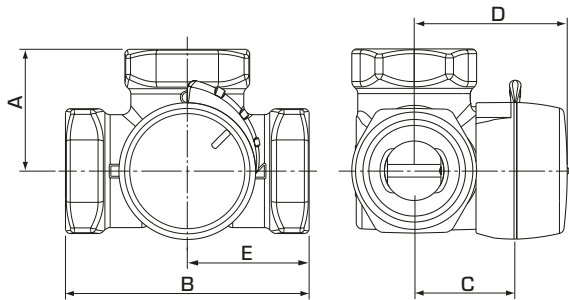
Valve body: _____ Dezincification resistant brass, DZR
 Slide: _____ Abrasion resistant brass
 Shaft and bushing: _____ PPS composite
 O-rings: _____ EPDM

PED 2014/68/EU, article 4.3

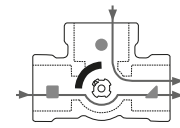
VALVE CHARACTERISTICS



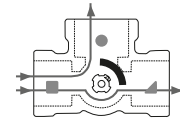
MIXING VALVE SERIES VRG130



VRG131, VRG132, VRG133



Mixing



Diverting

The flat-sided spindle top points towards the sleeve position.

SERIES VRG131, INTERNAL THREAD

Art. No.	Reference	DN	Kvs *	Connection	A	B	C	D	E	Weight [kg]	Replaces
1160 01 00	VRG131	15	0.4	Rp 1/2"	36	72	32	50	36	0.40	
1160 02 00			0.63								
1160 03 00			1								
1160 04 00			1.6								
1160 05 00			2.5								
1160 06 00			4								
1160 07 00			2.5	Rp 3/4"	36	72	32	50	36	0.43	
1160 08 00	4										
1160 09 00	6.3										
1160 10 00	VRG131	25	6.3	Rp 1"	41	82	34	52	41	0.70	
1160 11 00			10								
1160 12 00	VRG131	32	16	Rp 1 1/4"	47	94	37	55	47	0.95	
1160 34 00	VRG131	40	25	Rp 1 1/2"	53	106	44	60	53	1.68	
1160 36 00	VRG131	50	40	Rp 2"	60	120	46	64	60	2.30	

SERIES VRG132, EXTERNAL THREAD

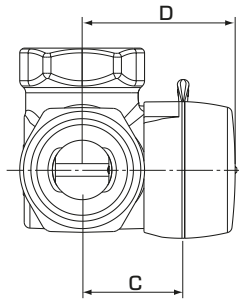
Art. No.	Reference	DN	Kvs *	Connection	A	B	C	D	E	Weight [kg]	Replaces
1160 15 00	VRG132	15	0.4	G 3/4"	36	72	32	50	36	0.40	
1160 16 00			0.63								
1160 17 00			1								
1160 18 00			1.6								
1160 19 00			2.5								
1160 20 00			4								
1160 21 00			2.5	G 1"	36	72	32	50	36	0.43	
1160 22 00	4										
1160 23 00	6.3										
1160 24 00	VRG132	25	6.3	G 1 1/4"	41	82	34	52	41	0.70	
1160 25 00			10								
1160 26 00	VRG132	32	16	G 1 1/2"	47	94	37	55	47	0.95	
1160 35 00	VRG132	40	25	G 2"	53	106	44	60	53	1.69	
1160 37 00	VRG132	50	40	G 2 1/4"	60	120	46	64	60	2.30	

SERIES VRG133, COMPRESSION FITTING

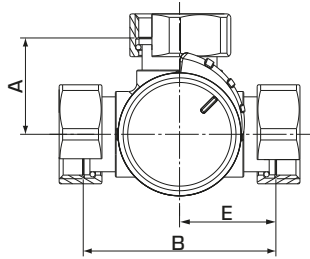
Art. No.	Reference	DN	Kvs *	Connection	A	B	C	D	E	Weight [kg]	Replaces
1160 29 00	VRG133	20	4	CPF 22 mm	36	72	32	50	36	0.40	
1160 30 00			6.3								
1160 31 00	VRG133	25	10	CPF 28 mm	41	82	34	52	41	0.45	

* Kvs-value in m³/h at a pressure drop of 1 bar: Flow chart, see product catalogue. CPF = compression fitting

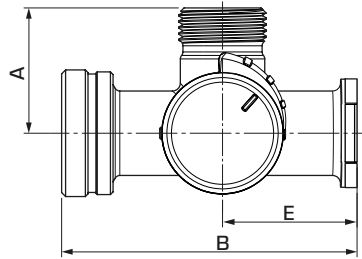
MIXING VALVE SERIES VRG130



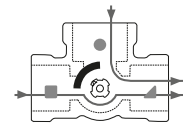
VRG138, VRG139



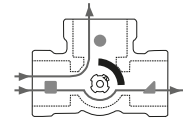
VRG138



VRG139



Mixing



Diverting

The flat-sided spindle top points towards the sleeve position.

SERIES VRG138, ROTATING NUT AND EXTERNAL THREAD

Art. No.	Reference	DN	Kvs *	Connection	A	B	C	D	E	Weight [kg]	Replaces
1160 38 00	VRG138	20	4	2x RN 1" + G 1"	36	72	32	50	36	0.56	
1160 39 00			4	3x RN 1"						0.59	
1160 40 00			6.3	2x RN 1" + G 1"						0.56	
1160 41 00			6.3	3x RN 1"						0.59	

SERIES VRG139, PUMP FLANGE AND EXTERNAL THREAD

Art. No.	Reference	DN	Kvs *	Connection	A	B	C	D	E	Weight [kg]	Replaces
1160 44 00	VRG139	20	2.5	PF 1½" + G 1½" + G 1"	47.5	112	32	50	51	0.82	1100 55 00
1160 45 00			6.3							0.82	1100 56 00
1160 46 00			8							0.82	1100 20 00

* Kvs-value in m³/h at a pressure drop of 1 bar: Flow chart, see product catalogue. RN = Rotating Nut PF = Pump flange