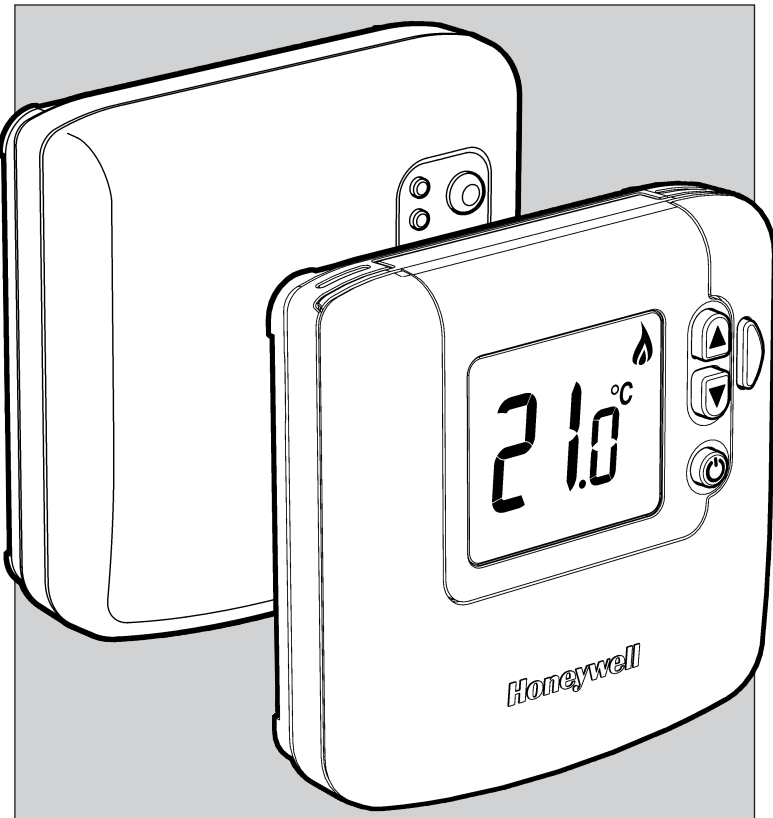


# WIRELESS DIGITAL THERMOSTAT

## DT92E

### FEATURES

- Energy saving TPI control
- ECO button for energy saving mode
- Countdown display of time remaining in ECO energy saving mode
- 30 metres wireless range
- Two way wireless communications
- Signal strength indicator
- Slim modern design
- Extra large LCD with easy to read text
- Volt free connections
- Simple user operation
- Room temperature inquiry
- Heating 'ON' indicator
- 5 to 35°C setpoint range
- Battery powered thermostat (with low battery indication)
- Two year battery life
- 'OFF' setting with adjustable OFF setpoint
- Actual space temperature display
- Mains or low voltage switching



### APPLICATION

The DT92E wireless digital room thermostat has been designed to provide automatic temperature control of gas or oil fired boiler systems, underfloor heating, electric heating and zoning systems.

Energy efficiency is addressed by state of the art control performance qualifying it as a Load Compensator.

The DT92E has an ECO button energy saving feature which gives timed setback or boosts temperatures to reduce energy demand.

This is a TPI (Time Proportional & Integral) control product as defined in the Building Regulations, which make boilers operate more efficiently and provides close, accurate control. This is continually improved by a self learning adaptive capability.

The 'OFF' setting can be used for frost or hypothermia protection, assuming the system time control is also switched on.

'Installer Mode' allows control to be matched to the system and user requirements, adapting minimum on or off times, set point controls etc.

The volt free connections are ideal for use with combination boilers or heating zones.




# Honeywell

# HEATING CONTROLS

## Installation

The DT92E thermostat must be located where it is not subjected to extraneous heat gains, direct sunlight or draughts.



## Ordering Specification

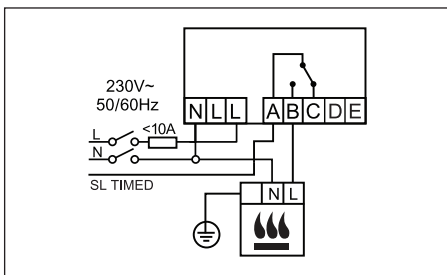
### DT92E1000

Wireless digital room thermostat with ECO energy saving feature; complete with batteries and full instructions

### TG510A1001

Lockable clear plastic thermostat cover, includes backplate and spare keys

## Wiring



## Specification

|                                 |   |
|---------------------------------|---|
| Receiver Switch Rating (BDR91): | 5A resistive 3A inductive<br>: 24V~ to 230V~, 50Hz  |
| Switch Type (BDR91)             | : Single pole, double throw (SPDT)  |
| Power Supply (DT92)             | : Two AA size, 1.5V alkaline batteries  |
| Power Supply (BDR91)            | : 230VAC (+10 -15%), 50Hz   |
| Temperature Setting Range       | : 5 to 35°C in 0.5°C steps<br>can be limited between 5 and 35°C   |
| OFF Setpoint Temperature        | : 5°C (default) can be set between<br>5 & 16°C or turned off  |
| ECO Setpoint Temperature        | : 18°C (default) can be set between<br>5 & 35°C (in 1°C steps)  |
| Temperature Control Accuracy    | : ± 0.5K at 20°C (50% load, 3K/hr)  |
| Operating Temperature Range     | : 0 to 40°C   |
| Operating Humidity Range        | : 10 to 90% rh, non-condensing  |
| Storage Conditions              | : -20 to 55°C<br>: 10 to 90% rh, non-condensing   |
| IP Rating                       | : IP30  |
| RF Operation Band               | : ISM (868.0 - 868.6) Mhz, 1% duty cycle  |
| RF Communication Range          | : <30m in residential building  |
| RF Communication Technology     | : Two way short, high rate transmissions to<br>minimise air time/ avoid interference  |
| RF Blocking Immunity            | : Receiver Class 2  |
| Standards                       | : CE marked   |
| EC Directive                    | : Conforms to protection requirements of<br>EN60730-1 (2001), EN60730-2-9 (2002),<br>EN55014-1 (2006), EN55014-2 (1997),<br>ETSI EN300 220-3, ETSI EN301 489-3<br>: WEEE & RoSH compliant |

The DT92 and receiver are radio frequency devices and for best performance should be installed in clear spaces. Leave at least 30cm distance from any metal objects including wall boxes and at least 1m from any other electrical equipment. **Do not mount receiver on metal wall boxes.**

## Dimensions (mm)

