



IMMERGAS

CATALOGUE

- Hybrid systems
- Heat pumps
- Fancoil units
- Thermal solar systems
- Boilers
- Water heaters



Index

HYBRID SYSTEMS	p.	4
SPLIT TYPE SOLUTIONS	p.	6
WALL-HUNG AND FLOOR STANDING MODELS	p.	18
RECESSED OR IN-HOUSE SOLUTIONS NEW	p.	24
HEAT PUMPS	p.	32
SPLIT TYPE SOLUTIONS NEW	p.	34
SPLIT TYPE FLOOR STANDING SOLUTIONS PREVIEW	p.	46
MONOBLOC SOLUTIONS	p.	52
RECESSED OR IN-HOUSE SOLUTIONS	p.	58
HEAT PUMP WATER HEATERS NEW	p.	64
FANCOIL UNITS	p.	66
WALL-MOUNTED SOLUTIONS	p.	68
FLOOR STANDING SOLUTIONS	p.	69
RECESSED SOLUTIONS	p.	72
THERMAL SOLAR SYSTEMS	p.	82
PUMP-CIRCULATED SOLAR PACKS for domestic hot water	p.	84
COMBINED PUMP-CIRCULATED SOLAR PACKS for heating and domestic hot water	p.	88
SOLAR PACKS WITH NATURAL CIRCULATION for domestic hot water	p.	106
PELLET/BIOMASS BOILERS	p.	110
WITH-IN PELLET TANK NEW	p.	112
LIGHT COMMERCIAL	p.	114
WALL-HUNG MODULAR CONDENSING BOILERS	p.	116
FLOOR-STANDING WITH HIGH CONTENT OF WATER	p.	128
FLOOR-STANDING MODULAR MULTI-BURNER CONDENSING BOILERS	p.	130
GAS BOILERS AND WATER HEATERS	p.	134
CONDENSING BOILERS NEW	p.	136
TRADITIONAL BOILERS	p.	153
WATER HEATERS	p.	155

GAS BOILERS AND LIGHT COMMERCIAL EXTRA EU ONLY p. 158

CONDENSING BOILERS	p.	159
TRADITIONAL BOILERS	p.	160
LIGHT COMMERCIAL	p.	169

ACCESSORIES p. 170

THERMOREGULATION	p.	172
FLUE SYSTEMS	p.	177
OPTION KITS	p.	195

INDEX OF CODES p. 202

HYBRID SYSTEMS

SPLIT TYPE SOLUTIONS

MAGIS COMBO 5/8/10 hybrid heat pump	p. 6
MAGIS COMBO 4/6/9 V2 hybrid heat pump NEW	p. 7
MAGIS COMBO 5/8/10 PLUS hybrid heat pump	p. 8
MAGIS COMBO 4/6/9 PLUS V2 hybrid heat pump NEW	p. 9
MAGIS COMBO PLUS with SUPER TRIO hybrid heat pump for recessed or in-house installation NEW	p. 10
Option kits for MAGIS COMBO PLUS with SUPER TRIO	p. 11
Thermoregulation	p. 12
Flue systems	p. 13
Option kits	p. 14

WALL-HUNG AND FLOOR STANDING MODELS

MAGIS VICTRIX ErP wall-hung condensing combi boiler, prearranged for connection to AUDAX heat pumps	p. 18
MAGIS HERCULES ErP floor standing condensing boiler with combined storage tank for DHW and central heating, pre-arranged for connection to AUDAX heat pumps	p. 19
Thermoregulation	p. 20
Flue systems	p. 21
Option kits	p. 22

RECESSED OR IN-HOUSE SOLUTIONS

TRIO V2 hydronic group for two zones plants and DHW production	p. 24
TRIO MONO V2 hydronic group for one zone plants and DHW production	p. 25
Accessories	p. 26
Thermoregulation	p. 27
Flue systems	p. 28
Option kits	p. 29





Hybrid systems are designed to make easy the installation of heating, cooling and domestic hot water systems in housing units that want to take advantage of both traditional (condensing gas boiler) and renewable energy sources (heat pump) in conformity with European regulations on the reduction of power consumption.

Depending on the design choices you can choose among various options, internal, partially protected places, recessed or in-house installation: TRIO COMBI or TRIO PLUS, MAGIS COMBO or MAGIS COMBO PLUS, MAGIS VICTRIX, MAGIS HERCULES and new versions as MAGIS COMBO V2, MAGIS COMBO PLUS V2 or COMBO PLUS with SUPER TRIO, all with possible connection to thermal solar system too.

Hybrid system can reduce the installation space providing solutions both for small apartments and single-family houses.

MAGIS COMBO 5/8/10

Hybrid **heat pump**

Compact solution composed by an external unit (available in 3 single-phase versions: 5,8,10 kW) and an internal unit equipped with an instantaneous condensing boiler (27,3 kW D.H.W. and 24 kW C.H. - 6 NOx class) and integrated hydronic module which manages the energy exchange between the refrigerant gas circuit and the heating/cooling system.

- Instantaneous DHW production
- Pre-loaded refrigerant fluid R410A
- Possibility to use solar energy as integration for the DHW production connecting in series with a separate storage tank
- Integrated smart electronic, that decides which generator has to be activated
- System shut-off knobs with filter supplied as standard
- External unit can be installed full outdoor
- Indoor unit can be installed outdoor in partially protected places.



Model	Hydronic unit dimensions (H x W x D) mm	External unit dimensions (H x W x D) mm	Hydronic unit empty appliance weight kg	External unit empty appliance weight kg
5	787 x 440 x 400	638 x 880 x 364	55,8	47,5
8	787 x 440 x 400	1010 x 940 x 384	55,8	74,0
10	787 x 440 x 400	1010 x 940 x 384	55,8	74,0

Model	Code	Heating output kW		Cooling output kW	DHW production (ΔT 30 °C) l/min
		Heat pump	Condensing boiler		
MAGIS COMBO 5 (N.G.)	3.027234	5,80	24,0	6,03	13,1
MAGIS COMBO 8 (N.G.)	3.027235	7,71	24,0	7,58	13,1
MAGIS COMBO 10 (N.G.)	3.027236	9,70	24,0	7,58	13,1
MAGIS COMBO 5 (L.P.G.)	3.027246	5,80	24,0	6,03	13,1
MAGIS COMBO 8 (L.P.G.)	3.027247	7,71	24,0	7,58	13,1
MAGIS COMBO 10 (L.P.G.)	3.027248	9,70	24,0	7,58	13,1

Heat pump data referred to the following conditions: heating air/water temperature 7-6 °C / 30-35 °C
cooling air/water temperature 35-24 °C / 23-18 °C.



MAGIS COMBO 4/6/9 V2

NEW

Hybrid **heat pump**

Compact solution composed by an external unit (available in 3 single-phase versions: 4,6,9 kW) and an internal unit equipped with an instantaneous condensing boiler (27,3 kW D.H.W. and 24 kW C.H. - 6 NOx class and integrated hydronic module which manages the energy exchange between the refrigerant gas circuit and the heating/cooling system.

- **Instantaneous DHW production**
- **Pre-loaded refrigerant fluid R32**
- **High COP and EER values**
- Possibility to use solar energy as integration for the DHW production connecting in series with a separate storage tank
- Integrated smart electronic, that decides which generator has to be activated
- Pre-arranged to manage up to 3 zones system
- System shut-off knobs with filter supplied as standard
- External unit can be installed full outdoor
- Indoor unit can be installed outdoor in partially protected places.



Model	Hydronic unit dimensions (H x W x D) mm	External unit dimensions (H x W x D) mm	Hydronic unit empty appliance weight kg	External unit empty appliance weight kg
4 V2	787 x 440 x 400	638 x 880 x 364	55,8	47,5
6 V2	787 x 440 x 400	638 x 880 x 364	55,8	47,5
9 V2	787 x 440 x 400	1010 x 940 x 384	55,8	74,0

Model	Code N.G. L.P.G.	Heating output kW		Cooling output kW	DHW production (ΔT 30 °C) l/min
		Heat pump	Condensing boiler		
MAGIS COMBO 4 V2	3.030609 3.030609GPL	4,40	24,0	5,00	13,1
MAGIS COMBO 6 V2	3.030611 3.030611GPL	6,00	24,0	6,50	13,1
MAGIS COMBO 9 V2	3.030613 3.030613GPL	9,00	24,0	8,70	13,1

Heat pump data referred to the following conditions: heating air/water temperature 7-6 °C / 30-35 °C
cooling air/water temperature 35-24 °C / 23-18 °C.

MAGIS COMBO 5/8/10 PLUS

Hybrid **heat pump**

Compact solution composed by an external unit (available in 3 single-phase versions: 5,8,10 kW) and an internal unit equipped with a condensing boiler (27,3 kW D.H.W. and 24 kW C.H. - 6 NOx class) and integrated hydronic module which manages the energy exchange between the refrigerant gas circuit and the heating/cooling system.

- **Pre-loaded refrigerant fluid R410A**
- **DHW production by means combination to an external storage tank. Condensing boiler and heat pump work both in sanitary functioning**
- Integrated smart electronic, that decides which generator has to be activated
- System shut-off knobs with filter supplied as standard
- External unit can be installed full outdoor
- Indoor unit can be installed outdoor in partially protected places
- Anti-legionella function (with CAR^{V2})



Model	Hydronic unit dimensions (H x W x D) mm	External unit dimensions (H x W x D) mm	Hydronic unit empty appliance weight kg	External unit empty appliance weight kg
5	787 x 440 x 400	638 x 880 x 364	55,8	47,5
8	787 x 440 x 400	1010 x 940 x 384	55,8	74,0
10	787 x 440 x 400	1010 x 940 x 384	55,8	74,0

Model	Code	Heating output kW		Cooling output kW	Pre-arranged for connection to external storage tank
		Heat pump	Condensing boiler		
MAGIS COMBO 5 PLUS (N.G.)	3.027237	5,80	24,0	6,03	*
MAGIS COMBO 8 PLUS (N.G.)	3.027238	7,71	24,0	7,58	*
MAGIS COMBO 10 PLUS (N.G.)	3.027239	9,70	24,0	7,58	*
MAGIS COMBO 5 PLUS (L.P.G.)	3.027249	5,80	24,0	6,03	*
MAGIS COMBO 8 PLUS (L.P.G.)	3.027250	7,71	24,0	7,58	*
MAGIS COMBO 10 PLUS (L.P.G.)	3.027251	9,70	24,0	7,58	*

Heat pump data referred to the following conditions: heating air/water temperature 7-6 °C / 30-35 °C
cooling air/water temperature 35-24 °C / 23-18 °C.



MAGIS COMBO 4/6/9 PLUS V2 **NEW**

Hybrid **heat pump**

Compact solution composed by an external unit (available in 3 single-phase versions: 4,6,9 kW) and an internal unit equipped with a condensing boiler (27,3 kW D.H.W. and 24 kW C.H. - 6 NOx class) and integrated hydronic module which manages the energy exchange between the refrigerant gas circuit and the heating/cooling system.

- **Pre-loaded refrigerant fluid R32**
- **High COP and EER values**
- **DHW production by means combination to an external storage tank. Condensing boiler and heat pump work both in sanitary functioning**
- Integrated smart electronic, that decides which generator has to be activated
- Pre-arranged to manage up to 3 zones system
- System shut-off knobs with filter supplied as standard
- External unit can be installed full outdoor
- Indoor unit can be installed outdoor in partially protected places
- Anti-legionella function (with Remote control panel)



Model	Hydronic unit dimensions (H x W x D) mm	External unit dimensions (H x W x D) mm	Hydronic unit empty appliance weight kg	External unit empty appliance weight kg
4 PLUS V2	787 x 440 x 400	638 x 880 x 364	55,8	47,5
6 PLUS V2	787 x 440 x 400	638 x 880 x 364	55,8	47,5
9 PLUS V2	787 x 440 x 400	1010 x 940 x 384	55,8	74,0

Model	Code N.G. L.P.G.	Heating output kW		Cooling output kW	Pre-arranged for connection to external storage tank
		Heat pump	Condensing boiler		
MAGIS COMBO 4 PLUS V2	3.030615 3.030615GPL	4,40	24,0	5,00	*
MAGIS COMBO 6 PLUS V2	3.030617 3.030617GPL	6,00	24,0	6,50	*
MAGIS COMBO 9 PLUS V2	3.030619 3.030619GPL	9,00	24,0	8,70	*

Heat pump data referred to the following conditions: heating air/water temperature 7-6 °C / 30-35 °C
cooling air/water temperature 35-24 °C / 23-18 °C.



MAGIS COMBO PLUS **NEW** with SUPER TRIO

Hybrid **heat pump** for recessed or in-house installation

This system contains all advantages in terms of energy efficiency and environmental of MAGIS COMBO PLUS recovering living space. Ideal for new buildings: single houses, cottages or large apartments that need a greater availability of domestic hot water thanks to 250 litres storage tank.

In order to realize the complete system you need to choose:

- CONTAINER or DOMUS CONTAINER according to the installation requirements
- MAGIS COMBO PLUS hybrid heat pump
- SUPER TRIO hydronic group
- Connection kit



Hybrid heat pump

Model	See page
MAGIS COMBO PLUS	8
MAGIS COMBO PLUS V2 NEW	9

Box

Type	Code	See page
CONTAINER for SUPER TRIO (recessed frame) NEW	3.030394	11
DOMUS CONTAINER for SUPER TRIO (Technical box) NEW	3.030393	11

SUPER TRIO hydronic group





Type	Code
SUPER TRIO NEW composed by: <ul style="list-style-type: none"> • DHW storage tank in stainless steel with double coil 250 litres of capacity (class C) • Hydraulic distribution unit for one zone that includes: hydraulic manifold, 1 pump, DHW expansion vessel 16 litres, safety valve 8 bar and thermostatic mixing valve • Buffer tank 30 litres in stainless steel All components are insulated.	3.030395
MAGIS COMBO PLUS with SUPER TRIO connection kit NEW Includes: hydraulic and gas fitting (both R410A and R32), support bracket for indoor unit and NTC probe for storage tank	3.030599

Connection kits

Type	Code
Bottom connection kit	3.020575
Lateral connection kit	3.020574
Rear connection kit	3.020630










Option kits for MAGIS COMBO PLUS with SUPER TRIO

Type		Code
<p>CONTAINER for SUPER TRIO NEW it allows the housing of SUPER TRIO and the internal unit of MAGIS COMBO PLUS.</p>	 <p>Dimensions (H x W x D) mm 2200 x 1100 x 495</p>	3.030394
<p>DOMUS CONTAINER for SUPER TRIO NEW it allows the housing of SUPER TRIO and the internal unit of MAGIS COMBO PLUS.</p>	 <p>Dimensions (H x W x D) mm 2110 x 1160 x 520</p>	3.030393
<p>Aesthetic upper cover for DOMUS CONTAINER per SUPER TRIO NEW</p>		3.030484
<p>Solar kit NEW composed by: plate heat exchanger, single solar pump station (with low consumption circulation pump), solar central unit, connection pipes, 18 litre solar expansion vessel, temperature probes (for collectors and storage tank).</p>		3.030482
<p>Additional mixed 2nd zone kit composed by: 1 low consumption pump, mixing valve and connection pipes. All components are insulated</p>		3.027865
<p>Recirculation kit* (pump not included) NEW</p>		3.030483
<p>Anti-scale kit*</p>		3.020628

*Recirculation kit and Anti-scale kit can't coexist inside CONTAINER and DOMUS CONTAINER for SUPER TRIO.

Thermoregulation for MAGIS COMBO/PLUS




Type		Code
Remote Control Panel NEW modulating remote control only for V2 versions Temperature control class V* or VI Contribution to seasonal space heating energy efficiency 3%* or 4%		Dimensions (H x W x D) mm 100 x 129 x 37 3.030863
CAR V2** modulating remote control not for V2 versions Temperature control class V* or VI Contribution to seasonal space heating energy efficiency 3%* or 4%		Dimensions (H x W x D) mm 103 x 142 x 31 3.021395
CRONO 7** (weekly digital chronothermostat) Temperature control class IV* or VII Contribution to seasonal space heating energy efficiency 2%* or 3,5%		Dimensions (H x W x D) mm 103 x 142 x 31 3.021622
DOMINUS interface kit Wi-fi interface kit to remote control by App		3.026273
Temperature/humidity active sensor kit NEW only for V2 versions Temperature control class V or VI* Contribution to seasonal space heating energy efficiency 3% or 4%*		3.030992
Temperature/humidity active sensor kit not for V2 versions Temperature control class V or VI* Contribution to seasonal space heating energy efficiency 3% or 4%*		3.021524
Room hygrostat to be used with radiant systems that also work in cooling mode.		Dimensions (H x W x D) mm 70 x 115 x 40 3.023302
External probe kit to be used when external probe as standard in outdoor unit is not correctly exposed. Temperature control class II*, VI or VII Contribution to seasonal space heating energy efficiency 2%*, 4 or 3,5%		3.015266
2 relays board kit to be used to manage dehumidifiers		3.026302
Relay board kit to be installed inside internal unit.		3.015350
Low temperature safety kit for generators settled up with low temperature.		3.019229
Solar probe kit to be installed on domestic cold water inlet pipe (for MAGIS COMBO).		3.021452
Storage tank NTC probe kit to be used for commercial storage tank units with MAGIS COMBO PLUS.		3.019375

* Temperature control class with default settings. The class depends on the settings and operation modes that can be changed, for example Modulating or ON/OFF. The use of these devices contributes, in percentage, to the seasonal energy efficiency of the heating system.

** Available also in wireless version.



Flue systems for MAGIS COMBO/PLUS

Type		Code
Twin pipes complete kit Ø 80/80		3.012002
Vertical concentric complete kit Ø 60/100 (red ochre colour)		3.016833
Horizontal concentric complete kit Ø 60/100 with swivel terminal Max length 9,9 m		3.024267
Horizontal concentric complete kit Ø 60/100 Max length 12,9 m		3.012000
Horizontal concentric complete kit Ø 60/100 Short Max length 11,9 m		3.024598

Type B configuration, open chamber and fan assisted

Flanged stub-pipe + bend + extension pipe Ø 80 for flue discharge		3.016365
Cover kit		3.027082
Anti-wind vertical terminal kit Ø 80*		3.021721

* To be combined with Flanged stub-pipe Ø 80 for flue discharge code 3.016364.
For good performance and safe operation use Immergas "Green Series" pipes and terminal flue outlet only.



Option kits for MAGIS COMBO/PLUS

ZENITAIR-MONO **NEW**

Mechanical ventilation unit

Decentralised mechanical ventilation unit, easy to install. Suitable for new building or restorations. Useful to complete the supply with our hybrid systems and only heat pump solutions.

- Decentralised Mechanical Ventilation unit, with alternate flow and heat recovery core.
- **Multifunction remote controller, with LCD display to visualise the status of the unit** supplied as standard.
- **Silent, efficient and easy to install.**
- Simplified synchronisation of more units (up to 10): thanks to a dedicated communication protocol the units get automatically synchronised when they are wired each other.
- Free cooling: extract only or intake only to prevent heat exchange when not needed.
- Automatic anti-frost protection to prevent frost building up on the heat exchanger.



Model	Code	Air-flow at different speed m ³ /h	Power consumption at different speed W	Thermal efficiency %
ZENITAIR-MONO NEW Mechanical bidirectional ventilation unit	3.030601	60/50/40/30/20	6/4,5/3,5/2,5/2	74

Option kit

Type		Code
External cover kit with acoustical insulation for ZENITAIR-MONO NEW anti-insect net and anti-wind in pre-painted steel		3.030636

Option kits for MAGIS COMBO/PLUS

OMNISTOR 300 and 500

Stainless steel storage tank units for DHW with oversized coil

Ideal for connection to heat pumps.

The range of new OMNISTOR stainless steel storage tanks, is ideal to contain domestic hot water with an inspection flange at the lower part.

The storage tanks are equipped with:

- **1 stainless steel coils water/water** heat exchanger with oversized coil
- **2 probe-supports and NTC probe** for Immergas heat pump connection
- **Thermometer**
- **Double magnesium anode**
- **Suitable flexible insulation** which can be disassembled (6 cm thick on OMNISTOR 300 and 8 cm thick on OMNISTOR 500)
- **Pre-arranged to fix pump station to the body of the storage tank with option kit** (maximum 4 solar flat plate-collectors)
- **Pre-arranged to electric resistance kit** (option)
- **Pre-arranged to double electronic anode** (option) code 3.025003



OMNISTOR 300

Model	Code	Capacity (litres)	Efficiency class	Dimensions (mm)		Material
				Height	External diameter	
OMNISTOR 300*	3.027910	276,8	C	1715	620	Stainless steel
OMNISTOR 500*	3.027911	480,3	C	1735	810	Stainless steel





* The use of this storage tank unit involves the installation of an appropriately sized DHW expansion vessel and safety valve, not included in the supply.

Options kits

Type	Code
Solar kit composed by: aesthetic cover frame, plate heat exchanger, single solar pump station (with low consumption circulation pump), solar central unit, connection insulated pipes.	3.029723
18 litres expansion vessels	3.019131
24 litres expansion vessels	3.019138
35 litres expansion vessels	3.019135
80 litres expansion vessels	3.019139









Option kits for MAGIS COMBO/PLUS

Type		Code
UB INOX 120 V2* equipped with 2 concentric coil water/water heat exchangers Efficiency class C		3.027818
UB INOX 200 V2* equipped with 2 concentric coil water/water heat exchangers Efficiency class C		3.027819
INOXSTOR 200 V2* equipped with 2 concentric coil water/water heat exchangers and solar circuit included Efficiency class C		3.027820
UB INOX SOLAR 200 V2* equipped with 2 coils water/water heat exchangers Efficiency class C		3.027746
Additional 2kW electric resistance kit for OMNISTOR and INOXSTOR V2		3.020861
Electronic anode kit for UB INOX 120 V2 NEW		3.030694
Double electronic anode kit for UB INOX 200/SOLAR V2 NEW		3.029643
Double electronic anode kit for OMNISTOR and INOXSTOR V2		3.025003
3-way diverter valve kit to be used as diverter valve for heating/cooling switching		3.020632

* Storage tank units can be connected to MAGIS COMBO with connection in series (with the possibility to have pre-heated hot water from the solar system) or to MAGIS COMBO PLUS, in which case internal unit and heat pump work in the same delivery/return circuit of the storage tank.



Option kits for MAGIS COMBO/PLUS

Type		Code
<p>Buffer tank 75 litres wall-hung or floor-standing installation. Minimum water content is mainly important to provide proper execution of heat pump defrosting cycles. In this regard, the minimum amount of water must be 7 l/kW for MAGIS COMBO ErP for any type of system (3 l/kW dehumidifier hydraulic circuit), and 30 liters in total for MAGIS COMBO 4-6-9 V2.</p>	 <p>Dimensions (Ø x H) mm 512 x 717</p>	3.027288
<p>Wall-hung bracket kit for buffer tank 75 litres</p>		3.027290
<p>Distribution manifold kit for 1 direct and 1 mixed temperature zones for direct connection to MAGIS COMBO range.</p>	 <p>Dimensions (H x W x D) 700 x 450 x 90</p>	3.026301
<p>Anti freeze protection kit -15 °C to protect internal unit MAGIS COMBO.</p>		3.017324
<p>Wall mounting brackets for external unit</p>		3.022154
<p>Condensate antifreeze heating cable kit for external unit</p>		3.027385
<p>Connection kit for R410A circuit for an easy connection of the refrigerant circuit, even in the case of pipes coming out from the wall on the internal unit MAGIS COMBO/PLUS.</p>		3.026089
<p>Connection kit for R32 circuit NEW for an easy connection of the refrigerant circuit, even in the case of pipes coming out from the wall on the internal unit MAGIS COMBO/PLUS V2.</p>		3.030883
<p>Anti-scale kit for MAGIS COMBO inside the building.</p>		3.017323
<p>Dehumidifier kit to be used with radiant systems that also work in cooling mode. Only for recessed installation with codes 3.022146 and 3.022147</p>		3.021529
<p>Dehumidifier back frame kit to be used with radiant systems that also work in cooling mode.</p>		3.022146
<p>Dehumidifier front grille kit to be used with radiant systems that also work in cooling mode.</p>		3.022147
<p>Condensate discharge pump kit for internal unit</p>		3.026374
<p>Condensate neutralizer kit necessary to neutralize the acidity of the condensation. Inclusive of granulate.</p>		3.019857
<p>Granulate for condensate neutralizer</p>		3.019865



MAGIS VICTRIX ErP

Wall-hung condensing combi boiler, prearranged for connection to AUDAX heat pumps

- Heat output of 25,7 kW
- Wide liquid crystal backlit display
- Modulating heat output 12,5-100%
- Integrated hydraulic connection/distribution group insulated, for the management of hydronic circuits
- Smart integrated electronics which, in heating mode, decides which generator must work in function of the external temperature
- Low consumption pump, boiler side
- Low consumption system flow pump, for heating and cooling
- Possible connection in series with DHW storage tank, for example UB INOX SOLAR 200 V2, to use solar energy as integration for the production of DHW
- Standard frost protection up to -3 °C
- CAR^{V2} and external probe as standard



Dimension (H x W x D) mm	Empty appliance weight kg
945 x 440 x 350	44,5

Model	Code N.G. L.P.G.	Heat output kW	Efficiency at nominal heat output		DHW production (Δt 30 °C)	Protection index
			80-60 °C	40-30 °C		
MAGIS VICTRIX ErP	3.025615 3.025615GPL	23,5 C.H. 25,7 DHW	97,9%	107,0%	13,3 l/min	IPX5D

* Value obtained by the boiler not combined with solar thermal plant.

Heat pumps combinable

Model single-phase	Code	Heating output kW	Cooling output kW	See page
AUDAX 6	3.027809	5,10	4,85	52
AUDAX 8	3.027810	7,15	8,00	52
AUDAX 12	3.027811	11,25	13,70	52

Storage tank combinable

Model	Code	See page
UB INOX SOLAR 200 V2	3.027820	92



MAGIS HERCULES ErP

Floor standing condensing boiler with combined storage tank for DHW and central heating, pre-arranged for connection to AUDAX heat pumps

- Heat output of 26 kW
- Wide liquid crystal backlit display
- Modulating heat output 12,5-100%
- Stainless steel combined storage tank of 220 litres heated by the boiler and solar thermal integrated system
- Pre-arranged for AUDAX 6/8/12 heat pumps connection
- System controller with remote control supplied as standard to decide which generator must work according to the external temperature
- Pre-arranged for the management of one direct zone and one mixed zone, by low consumption pumps, as standard
- Protection index IPX5D



Available in a single package **dismountable into two parts**



Recommended the combination with CP4 XL/M flat-plate collectors

Dimension (H x W x D) mm	Empty appliance weight kg
1970 x 650 x 880	230

Model	Code N.G. L.P.G.	Heat output kW	Efficiency at nominal heat output		DHW production (Δt 30 °C)	
			80-60 °C	40-30 °C	First 10 min	Continuous service
MAGIS HERCULES ErP	3.025499 3.025499GPL	23,6 C.H. 26,0 DHW	95,8%	104,1%	199 litres	13,5 l/min

Heat pumps combinable

Model single-phase	Code	Heating output kW	Cooling output kW	See page
AUDAX 6	3.027809	5,10	4,85	52
AUDAX 8	3.027810	7,15	8,00	52
AUDAX 12	3.027811	11,25	13,70	52

Number of flat-plate collectors to be matched

MAGIS HERCULES ErP provides the opportunity to combine solar thermal collectors to integrate heating services and generate domestic hot water. Remember that to obtain a good winter efficiency with the integration of heating by solar thermal systems, is necessary:

- Heating elements that work at low temperature (it would be appropriate to use radiant panels)
- Suitable inclination of Solar Collector to allow capture energy during the hours of winter insolation (at least 45 °)

Flat-plate collector	Code	Maximum number of solar collectors recommended (inclination 20°, exposure SOUTH)	Maximum number of solar collectors recommended (inclination 45°, exposure SOUTH)	See page
CP4 XL	3.022664	2	3	97



Thermoregulation for MAGIS VICTRIX ErP and MAGIS HERCULES ErP




Type		Code
Remote control panel NEW for MAGIS HERCULES ErP Temperature control class V* or VI Contribution to seasonal space heating energy efficiency 3%* or 4%	 <p>Dimensions (H x W x D) mm 100 x 129 x 137</p>	3.030863
Remote control kit (for MAGIS HERCULES ErP) Temperature control class V or VI* Contribution to seasonal space heating energy efficiency 3% or 4%*	 <p>Dimensions (H x W x D) mm 143 x 86 x 36</p>	3.023364
CRONO 7** (weekly digital chronothermostat) Temperature control class IV* or VII Contribution to seasonal space heating energy efficiency 2%* or 3,5%	 <p>Dimensions (H x W x D) mm 103 x 142 x 31</p>	3.021622
Room hygrostat for MAGIS VICTRIX ErP to be used with radiant systems that also work in cooling mode.	 <p>Dimensions (H x W x D) mm mm 70 x 115 x 40</p>	3.023302
Temperature/humidity active sensor kit (for MAGIS HERCULES ErP) to be used with radiant systems that also work in cooling mode. Temperature control class V or VI* Contribution to seasonal space heating energy efficiency 3% or 4%*	 <p>Dimensions (H x W x D) mm 80 x 127 x 30</p>	3.021524
Solar collector temperature probe kit (for MAGIS HERCULES ErP)		1.028812
External probe (for MAGIS HERCULES ErP) Temperature control class II*, VI or VII Contribution to seasonal space heating energy efficiency 2%*, 4 or 3,5%		3.014083
Telephonic control (for MAGIS VICTRIX ErP)	 <p>Dimensions (H x W x D) mm 85 x 85 x 31</p>	3.013305
GSM telephonic control (for MAGIS VICTRIX ErP)	 <p>Dimensions (H x W x D) mm 198 x 78 x 30,5</p>	3.017182

* Temperature control class with default settings. The class depends on the settings and operation modes that can be changed, for example modulating or ON/OFF. The use of these devices contributes, in percentage, to the seasonal energy efficiency of the heating system.




** Available also in wireless version.



Flue systems for MAGIS VICTRIX ErP and MAGIS HERCULES ErP

Type		Code
Twin pipe complete kit Ø 80		3.012002
Horizontal concentric complete kit SHORT Ø 60/100		3.024598
Horizontal concentric complete kit Ø 60/100		3.012000
Horizontal concentric complete kit Ø 60/100 with swivel terminal		3.024267
Vertical concentric complete kit Ø 60/100 (red ochre colour)		3.016833







Type B configuration, open chamber and fan assisted

Cover kit for MAGIS VICTRIX ErP		3.017209
B ₂₃ terminal kit for MAGIS HERCULES ErP		3.020004
Flanged stub-pipe + bend + extension pipe Ø 80 for flue discharge		3.016365
Anti wind vertical terminal kit Ø 80*		3.021721

* To be combined with Flanged stub-pipe Ø 80 for flue discharge code 3.016364.
For good performance and safe operation use Immergas "Green Series" pipes and terminal flue outlet only.



Option kits for MAGIS VICTRIX ErP and MAGIS HERCULES ErP

Type		Code
Plates heat exchanger kit for heat pump connection (for MAGIS HERCULES ErP)		3.023355
Recirculation kit with pump (for MAGIS HERCULES ErP)		3.023315
Clock kit for recirculation (for MAGIS HERCULES ErP)		3.015431
Additional mixed zone kit (for MAGIS HERCULES ErP)		3.023314
2 zones kit with motorized valves (for MAGIS VICTRIX ErP)		3.023769
Magnetic cyclone filter kit (for MAGIS VICTRIX ErP)		3.024176
Anti-scale kit (for MAGIS HERCULES ErP)		3.023316
Anti-scale kit (for MAGIS VICTRIX ErP) only for indoor installation		3.023310
Solar connection kit (for MAGIS HERCULES ErP)		3.023339
Shut off knobs with filters (for MAGIS VICTRIX ErP)		3.015854
All-purpose connection kit (for MAGIS VICTRIX ErP)		3.011667
Anti freeze protection kit -15 °C (for MAGIS VICTRIX ErP)		3.023770
2 litres additional expansion vessel		3.018433
ZENITAIR-MONO* NEW Mechanical bidirectional ventilation unit		3.030601
External cover kit with acoustical insulation for ZENITAIR-MONO* NEW anti-insect net and anti-wind in pre-painted steel		3.030636

* For further information see page 14



Option kits for MAGIS VICTRIX ErP and MAGIS HERCULES ErP

Type		Code
Vertical Buffer tank 50 litres Minimum water content is mainly important to provide proper execution of heat pump defrosting cycles. In this regard, the minimum amount of water must be 6 l/kW for AUDAX for any type of system (3 l/kW dehumidifier hydraulic circuit).	 Dimensions (H x W x D) mm 820 x 360 x 360	3.027539
Horizontal buffer tank with capacity of 25 litres*		3.027842
Horizontal buffer tank with capacity of 75 litres*		3.027843
Horizontal buffer tank with capacity of 100 litres*		3.027844
Horizontal buffer tank with capacity of 200 litres*		3.027845
Buffer tank 75 litres wall-hung or floor-standing installation.	 Dimensions (Ø x H) mm 512 x 717	3.027288
Wall-hung bracket kit for Buffer tank 75 litres		3.027290
Dehumidifier kit to be used with radiant systems that also work in cooling mode (only for recessed installation with codes 3.022146 and 3.022147).		3.021529
Dehumidifier back frame kit to be used with radiant systems that also work in cooling mode.		3.022146
Dehumidifier front grille kit to be used with radiant systems that also work in cooling mode.		3.022147
Condensate discharge pump kit (for MAGIS HERCULES ErP)		3.026841
Condensate discharge pump kit (for MAGIS VICTRIX ErP)		3.026374

* Equipped with casing to installed under AUDAX 6/8/12 versions.



TRIO V2

Hydronic group for two zones plants and DHW production

- Hybrid system for recessed (SOLAR CONTAINER) or in-house (DOMUS CONTAINER) installation.
- 2 solutions:
 - COMBI** with instantaneous condensing gas boiler (VICTRIX TERA 28/32 and VICTRIX OMNIA) and hydronic heat pump (AUDAX 6/8/12)
 - PLUS** with heating only condensing gas boiler (VICTRIX TERA 24 PLUS) and hydronic heat pump (AUDAX 6/8/12)

In order to realize the complete system with TRIO V2 you need to choose:

- the container for installation
- AUDAX single-phase heat pump
- condensing gas boiler instantaneous or heating only
- hydraulic installation kit, specific for each solution
- accessories according to installation needs



Type	Code
<p>TRIO V2 includes:</p> <ul style="list-style-type: none"> • DHW storage tank in stainless steel with double coil 160 litres of capacity (class C) • system controller integrated. Remote panel control supplied as standard suitable also as thermoregulator (class VI) 	<ul style="list-style-type: none"> • hydraulic distribution unit for two zones (one straight and one mixed) that includes: hydraulic manifold, 1 three-way valve, 1 mixing valve, 2 low consumption pumps, DHW expansion vessel 8 litres, safety valve 8 bar and thermostatic mixing valve. All components are insulated. <p>3.027830</p>

TRIO MONO V2

Hydronic group for one zone plants and DHW production

- Hybrid system for recessed (SOLAR CONTAINER) or in-house (DOMUS CONTAINER) installation.
- 2 solutions:
 - COMBI** with instantaneous condensing gas boiler (VICTRIX TERA 28/32 and VICTRIX OMNIA) and hydronic heat pump (AUDAX 6/8/12)
 - PLUS** with heating only condensing gas boiler (VICTRIX TERA 24 PLUS) and hydronic heat pump (AUDAX 6/8/12)

In order to realize the complete system with TRIO MONO V2 you need to choose:

- the container for installation
- AUDAX single-phase heat pump
- condensing gas boiler instantaneous or heating only
- hydraulic installation kit, specific for each solution
- accessories according to installation needs





Type	Code
<p>TRIO MONO V2 includes:</p> <ul style="list-style-type: none"> • DHW storage tank in stainless steel with double coil 160 litres of capacity (class C) • system controller integrated. Remote panel control supplied as standard suitable also as thermoregulator (class VI) • hydraulic distribution unit for one zone that includes: hydraulic manifold, 1 low consumption pump, DHW expansion vessel 8 litres, safety valve 8 bar and thermostatic mixing valve. All components are insulated. 	3.027831



Accessories for TRIO V2 and TRIO MONO V2

Box

Type		Code
<p>SOLAR CONTAINER (recessed frame) is the first of the main components of TRIO V2 systems. It allows the housing of the main components (except the heat pump AUDAX).</p>	 <p>Dimensions (H x W x D) mm 2200 x 950 x 350 Empty weight: 66 kg</p>	3.020166
<p>DOMUS CONTAINER (technical box) is the first of the main components of TRIO V2 systems. It allows the housing of the main components (except the heat pump AUDAX).</p>	 <p>Dimensions (H x W x D) mm 2110 x 975 x 365 Empty weight: 74 kg</p>	3.022167
<p>Aesthetic upper cover for DOMUS CONTAINER</p>		3.027175

Connection kit








Bottom connection kit	3.020575
Lateral connection kit	3.020574
Rear connection kit	3.020630

Matching kit

<p>Boiler COMBI connection kit includes: support bracket for combi gas boiler.</p>	3.024712
<p>Boiler PLUS connection kit includes: support bracket for only heating gas boiler and NTC probe for storage tank.</p>	3.024711
<p>Connection kit for VICTRIX OMNIA in TRIO includes: support bracket for VICTRIX OMNIA.</p>	3.028657



Thermoregulation for TRIO V2 and TRIO MONO V2

Type		Code
CRONO 7 (weekly digital chronothermostat) Temperature control class IV* or VII Contribution to seasonal space heating energy efficiency 2%* or 3,5%		Dimensions (H x W x D) mm 103 x 142 x 31 3.021622
CRONO 7 WIRELESS (wireless weekly digital chronothermostat) Temperature control class IV* or VII Contribution to seasonal space heating energy efficiency 2%* or 3,5%	 	Dimensions (H x W x D) mm 103 x 142 x 31 Dimensions (H x W x D) mm 82 x 105 x 26 3.021624
Temperature/humidity active sensor kit To be used with radiant systems that also work in cooling mode (only for TRIO V2). Temperature control class V or VI* Contribution to seasonal space heating energy efficiency 3% or 4%*		Dimensions (H x W x D) mm 80 x 127 x 30 3.021524
Room hygrostat to be used with radiant systems that also work in cooling mode		Dimensions (H x W x D) mm 70 x 115 x 40 3.023302
External probe kit to be used in COMBI/PLUS versions when external probe as standard on AUDAX is not correctly exposed. Temperature control class II*, VI or VII Contribution to seasonal space heating energy efficiency 2%*, 4 or 3,5%		3.014083
DOMINUS interface kit Wi-fi interface kit to remote control by App		Dimensions (H x W x D) mm 85 x 85 x 31 3.026273
Low temperature safety kit for TRIO V2 direct zone		3.013794
Solar probe kit for boiler		3.021452



* Temperature control class with default settings. The class depends on the settings and operation modes that can be changed, for example Modulating or ON/OFF. The use of these devices contributes, in percentage, to the seasonal energy efficiency of the heating system.



Flue systems TRI0 V2 and TRI0 MONO V2

Only for PLUS and COMBI versions

Type C configuration, sealed chamber and fan assisted

Type		Code
Twin pipes complete kit		3.012002
Vertical concentric complete kit Ø 60/100 (red ochre colour)		3.016833
Horizontal concentric Ø 60/100*: 1 Flanged stub-pipe kit Ø 60/100 1 90° bend Ø 60/100 kit 1 Extension pipe kit Ø 60/100 0,5 m long		3.012086 3.012093 3.014643

* This configuration is not possible on the left side exit.

Type B configuration, open chamber and fan assisted for installation in SOLAR CONTAINER

In order to realize that configuration (not possible on the left side, storage tank side) it is necessary to provide in addition to the code 3.016365, also some components included in code 3.012087 and code 3.012091*. This configuration is not possible on the left side exit
For more informations contact Customer Service.

Flanged stub-pipe + bend + extension pipe Ø 80 for flue discharge		3.016365
Flanged stub-pipe kit Ø 80 (use only flanged stub-pipe for air intake)		3.012087
4 x 90° bends Ø 80 kit (use only one bend)		3.012091








Option kits TRI0 V2 and TRI0 MONO V2

Buffer tanks

Minimum water content is mainly important to provide proper execution of heat pump defrosting cycles. **In this regard, the minimum amount of water must be 6 l/kW in AUDAX for any type of system.**

It is also important to check that the dehumidifier line has a minimum of 3 l/kW of the machine (dehumidifier hydraulic circuit connection reference).


Type		Code
Horizontal buffer tank with capacity of 25 litres*		3.027842
Horizontal buffer tank with capacity of 75 litres*		3.027843
Horizontal buffer tank with capacity of 100 litres*		3.027844
Horizontal buffer tank with capacity of 200 litres*		3.027845
Vertical Buffer tank 50 litres ideal for outdoor installation for coupling with AUDAX 6/8	 Dimensions (H x W x D) mm 820 x 360 x 360	3.027539
Recessed Buffer tank 50 litres for installation in SOLAR CONTAINER with PLUS and COMBI solutions.	 Dimensions (H x W x D) mm 410 x 950 x 350	3.027709
AUDAX connection kit for Solar Container with recessed 50 litres buffer tank.		3.028171
Buffer tank 75 litres wall-hung or floor-standing installation.	 Dimensions (Ø x H) mm 512 x 717	3.027288
Wall-hung bracket kit for Buffer tank 75 litres		3.027290
3-way diverter valve kit to be used to esclude the buffer during cooling functioning .		3.020632

* Equipped with casing to installed under AUDAX 6/8/12 versions.



Option kits TRI0 V2 and TRI0 MONO V2



Dehumidifier

Type		Code
Dehumidifier kit to be used with radiant systems that also work in cooling mode (only for recessed installation with codes 3.022146 and 3.022147).		3.021529
Dehumidifier back frame kit to be used with radiant systems that also work in cooling mode.		3.022146
Dehumidifier front grille kit to be used with radiant systems that also work in cooling mode.		3.022147

Mechanical ventilation unit

ZENITAIR-MONO Mechanical bidirectional ventilation unit NEW		3.030601
External cover kit with acoustical insulation for ZENITAIR-MONO NEW anti-insect net and anti-wind in pre-painted steel		3.030636

Option kits TRI0 V2 and TRI0 MONO V2

Type		Code
Anti-freeze protection kit (-15 °C) for boiler		3.017324
Solar kit composed by: plate heat exchanger, single solar pump station (with low consumption circulation pump), solar central unit, connection pipes, 12 litre solar expansion vessel, temperature probes (for collectors and storage tank).		3.024719
Anti scale kit*		3.020628
Recirculation kit* (pump not included) only for PLUS version		3.026169

* Recirculation kit and Anti-scale kit can't coexist inside SOLAR CONTAINER and DOMUS CONTAINER.



HEAT PUMP SOLUTIONS

SPLIT TYPE SOLUTIONS

MAGIS PRO 5/8/10 ErP air/water inverter single-phase splitted heat pumps	p. 34
MAGIS PRO 4/6/9 V2 air/water inverter single-phase splitted heat pumps NEW	p. 35
MAGIS PRO 12/14/16 V2 air/water inverter single-phase splitted heat pumps PREVIEW	p. 36
MAGIS PRO 12/14/16 V2 T air/water inverter three-phase splitted heat pumps PREVIEW	p. 37
MAGIS PRO with SUPER TRIO splitted heat pump for recessed or in-house installation NEW	p. 38
Option kits for MAGIS PRO with SUPER TRIO	p. 39
Thermoregulation	p. 40
Option kits	p. 43

SPLIT TYPE FLOOR STANDING SOLUTIONS

MAGIS HERCULES PRO air/water inverter single-phase heat pumps with 235 litres DHW storage tank PREVIEW	p. 46
MAGIS HERCULES PRO air/water inverter three-phase heat pumps with 235 litres DHW storage tank PREVIEW	p. 47
Thermoregulation	p. 48
Option kits	p. 49

MONOBLOC SOLUTIONS

AUDAX 6/8/12/16 MONO air/water inverter single-phase heat pumps	p. 52
AUDAX 16/18/21 air/water inverter three-phase heat pumps	p. 53
Thermoregulation	p. 54
Option kits	p. 55

SOLUTIONS FOR RECESSED OR IN-HOUSE INSTALLATION

TRIO V2 hydronic group for two zones plants and DHW production	p. 58
TRIO MONO V2 hydronic group for one zone plants and DHW production	p. 59
Accessories	p. 60
Thermoregulation	p. 61
Option kits	p. 62

HEAT PUMP WATER HEATERS

RAPAX V3 floor standing heat pump water heaters NEW	p. 64
Option kits	p. 64
RAPAX 100 V2 wall-hung heat pump water heater	p. 65
Option kits	p. 65





Heat pumps are nowadays one of the best solutions in terms of comfort and respect of environment to heat and cool houses and offices meeting new European regulations.

Immergas range of heat pumps expands to allow more and more advanced solutions as the new splitted versions MAGIS PRO V2 and the floor standing solutions MAGIS HERCULES PRO that features 235 litre D.H.W. storage tank.

Even the recessed and in-house solutions have been expanded with the introduction of SUPER TRIO, an hydronic group that allows you to create systems heat pump only recovering living space and reducing energy impact.

RAPAX heat pump water heaters can completely eliminate gas consumption for D.H.W production. They are particularly suitable for high comfort in the 200 and 300 liter versions or for small apartments in the 100 liter version.



MAGIS PRO 5/8/10 ErP

Split type reversible air/water inverter **heat pump** composed by an external unit and an indoor hydronic unit

- Reversible heating and cooling function
- **Pre-loaded refrigerant fluid R410A**
- Heating temperature range 25 - 55 °C
- Cooling temperature range 7- 25 °C
- Internal unit that features 12 litre expansion vessel, 3 way diverter valve for DHW storage tank connection and in case, electrical resistance as option
- Standard shut off knobs with 3/4" filter for water circuit



Model	Hydronic unit dimensions (H x W x D) mm	External unit dimensions (H x W x D) mm	Hydronic unit empty appliance weight kg	External unit empty appliance weight kg
5 ErP	760 x 440 x 250	638 x 880 x 364	33,5	47,5
8 ErP	760 x 440 x 250	1010 x 940 x 384	33,5	74,0
10 ErP	760 x 440 x 250	1010 x 940 x 384	33,5	74,0

Model	Code	Heating output kW	Cooling output kW	Power supply V	Refrigerant gas
MAGIS PRO 5 ErP	3.025694	5,80	6,03	230	R410A
MAGIS PRO 8 ErP	3.025695	7,71	7,58	230	R410A
MAGIS PRO 10 ErP	3.025696	9,70	7,58	230	R410A

Data referred to the following conditions: heating air/water temperature 7-6 °C / 30-35 °C
cooling air/water temperature 35-24 °C / 23-18 °C



MAGIS PRO 4/6/9 V2 **NEW**

Split type reversible air/water inverter **heat pump** composed by an external unit and an indoor hydronic unit

- Reversible heating and cooling function
- **Pre-loaded refrigerant fluid R32**
- **High COP and EER values**
- Heating temperature range 20 - 65 °C
- Cooling temperature range 5 - 25 °C
- Internal unit that features 12 litre expansion vessel, 3 way diverter valve for DHW storage tank connection and in case, electrical resistance as option
- Standard shut off knobs with 3/4" filter for water circuit
- Pre-arranged to manage up to 3 zones system



Model	Hydronic unit dimensions (H x W x D) mm	External unit dimensions (H x W x D) mm	Hydronic unit empty appliance weight kg	External unit empty appliance weight kg
4 V2	760 x 440 x 250	638 x 880 x 364	33,5	47,5
6 V2	760 x 440 x 250	638 x 880 x 364	33,5	47,5
9 V2	760 x 440 x 250	1010 x 940 x 384	33,5	74,0

Model	Code	Heating output kW	Cooling output kW	Power supply V	Refrigerant gas
MAGIS PRO 4 V2	3.030606	4,40	5,00	230	R32
MAGIS PRO 6 V2	3.030607	6,00	6,50	230	R32
MAGIS PRO 9 V2	3.030608	9,00	8,70	230	R32

Data referred to the following conditions: heating air/water temperature 7-6 °C / 30-35 °C
cooling air/water temperature 35-24 °C / 23-18 °C



MAGIS PRO PREVIEW 12/14/16 V2

Split type reversible air/water inverter **heat pump** composed by an external unit and an indoor hydronic unit

- Reversible heating and cooling function
- Single-phase versions
- Pre-loaded refrigerant fluid R410A
- Heating temperature range 20 - 55 °C
- Cooling temperature range 5- 25 °C
- Internal unit that features 12 litre expansion vessel, 3 way diverter valve for DHW storage tank connection and in case, electrical resistance as option
- Standard shut off knobs with 1" filter for water circuit
- Pre-arranged to manage up to 3 zones system



MAGIS PRO 12 V2	55 °C	35 °C
MAGIS PRO 14 V2	55 °C	35 °C
MAGIS PRO 16 V2	55 °C	35 °C

Model	Hydronic unit dimensions (H x W x D) mm	External unit dimensions (H x W x D) mm
12 V2	760 x 440 x 340	1420 x 940 x 384
14 V2	760 x 440 x 340	1420 x 940 x 384
16 V2	760 x 440 x 340	1420 x 940 x 384

Model	Code	Heating output kW	Cooling output kW	Power supply V	Refrigerant gas
MAGIS PRO 12 V2	3.030663	12,00	9,00	230	R410A
MAGIS PRO 14 V2	3.030664	14,00	10,50	230	R410A
MAGIS PRO 16 V2	3.030665	16,00	10,50	230	R410A

Data referred to the following conditions: heating air/water temperature 7-6 °C / 30-35 °C
cooling air/water temperature 35-24 °C / 23-18 °C



MAGIS PRO PREVIEW 12/14/16 V2 T

Split type reversible air/water inverter **heat pump** composed by an external unit and an indoor hydronic unit

- Reversible heating and cooling function
- Three-phase versions
- Pre-loaded refrigerant fluid R410A
- Heating temperature range 20 - 55 °C
- Cooling temperature range 5 - 25 °C
- Internal unit that features 12 litre expansion vessel, 3 way diverter valve for DHW storage tank connection and in case, electrical resistance as option
- Standard shut off knobs with 1" filter for water circuit
- Pre-arranged to manage up to 3 zones system



MAGIS PRO 12 V2 T	55 °C	A++	35 °C	A+++
MAGIS PRO 14 V2 T	55 °C	A++	35 °C	A+++
MAGIS PRO 16 V2 T	55 °C	A+	35 °C	A++

Model	Hydronic unit dimensions (H x W x D) mm	External unit dimensions (H x W x D) mm
12 V2 T	760 x 440 x 340	1420 x 940 x 384
14 V2 T	760 x 440 x 340	1420 x 940 x 384
16 V2 T	760 x 440 x 340	1420 x 940 x 384

Model	Code	Heating output kW	Cooling output kW	Power supply V	Refrigerant gas
MAGIS PRO 12 V2 T	3.030666	12,00	9,00	400	R410A
MAGIS PRO 14 V2 T	3.030667	14,00	10,50	400	R410A
MAGIS PRO 16 V2 T	3.030668	16,00	10,50	400	R410A

Data referred to the following conditions: heating air/water temperature 7-6 °C / 30-35 °C
cooling air/water temperature 35-24 °C / 23-18 °C



MAGIS PRO with **NEW** SUPER TRIO

Heat pump for recessed or in-house installation

This system contains all advantages in terms of energy efficiency and environmental of MAGIS PRO recovering living space. Ideal for new buildings: single houses, cottages or large apartments that need a greater availability of domestic hot water thanks to 250 litres storage tank.

In order to realize the complete system you need to choose:

- CONTAINER or DOMUS CONTAINER according to the installation requirements
- MAGIS PRO heat pump
- SUPER TRIO hydronic group
- Connection kit



Heat pump

Model	See page
MAGIS PRO 5/8/10 ErP	34
MAGIS PRO 4/6/9 V2	35

Box

Type	Code	See page
CONTAINER for SUPER TRIO (recessed frame) NEW	3.030394	39
DOMUS CONTAINER for SUPER TRIO (Technical box) NEW	3.030393	39

Hydronic group





Type	Code
<p>SUPER TRIO NEW</p> <p>composed by:</p> <ul style="list-style-type: none"> • DHW storage tank in stainless steel with double coil 250 litres of capacity (class C) • Hydraulic distribution unit for one zone that includes: hydraulic manifold, 1 pump, DHW expansion vessel 16 litres, safety valve 8 bar and thermostatic mixing valve • Buffer tank 30 litres in stainless steel • Hydraulic and gas fitting (both R410A and R32) • Support bracket for indoor unit • NTC probe for storage tank <p>All components are insulated.</p>	3.030395

Connection kits

Type	Code
Bottom connection kit	3.020575
Lateral connection kit	3.020574
Rear connection kit	3.020630



Option kits for MAGIS PRO with SUPER TRIO

Type		Code
<p>CONTAINER for SUPER TRIO NEW it allows the housing of SUPER TRIO and the internal unit of MAGIS PRO.</p>	 <p>Dimensions (H x W x D) mm 2200 x 1100 x 495</p>	3.030394
<p>DOMUS CONTAINER for SUPER TRIO NEW it allows the housing of SUPER TRIO and the internal unit of MAGIS PRO.</p>	 <p>Dimensions (H x W x D) mm 2110 x 1160 x 520</p>	3.030393
<p>Aesthetic upper cover for DOMUS CONTAINER for SUPER TRIO NEW</p>		3.030484
<p>Solar kit NEW composed by: plate heat exchanger, single solar pump station (with low consumption circulation pump), solar central unit, connection pipes, 18 litres solar expansion vessel, temperature probes (for collectors and storage tank).</p>		3.030482
<p>Additional mixed 2nd zone kit composed by: 1 low consumption pump, mixing valve and connection pipes. All components are insulated.</p>		3.027865
<p>Recirculation kit* NEW pump not included.</p>		3.030483
<p>Anti-scale kit*</p>		3.020628
<p>Buffer tank 15 litres to be installed in CONTAINER or DOMUS CONTAINER for SUPER TRIO</p>		3.026304
<p>1,5 kW sanitary electric resistance kit NEW</p>		3.029927
<p>3 kW integration electric resistance kit for MAGIS PRO ErP</p>		3.026300
<p>3 kW integration electric resistance kit for MAGIS PRO V2 NEW</p>		3.030991

*Recirculation kit and Anti-scale kit can't coexist inside CONTAINER and DOMUS CONTAINER for SUPER TRIO



Thermoregulation MAGIS PRO

DOMINUS

The app that control "on the web" MAGIS PRO

This simple, intuitive App lets you control your heat pump and display operation data on your tablet, smartphone and portable PC. Using the optional Wi-Fi transmitter kit (code no. 3.026273), installed before your modem/router wireless (not supplied by Immergas), you can communicate with the heat pump's circuit board from any location.

Advantages of DOMINUS app


- free download on APP Store, Google Play and Windows Store
- intuitive navigation and simple use on smartphone and tablet touchscreens
- remote control with direct access to main system settings, such as:
 - operation status
 - heating/DHW temperature setting
 - ambient temperature
 - reception of error messages
 - generator resetting
 - accessible for use anywhere at any time
 - easy installation
 - encrypted security access



Installation requirement

This kit must be installed external to MAGIS PRO.

DOMINUS interface kit

Description		Code
<p>Wall-mount the module itself using the expansion plugs and the screws as standard.</p> <p>Power supply 24 Vac - 0,4 A</p> <p>Set heating room temperature 0 - + 40 °C</p> <p>Electric protection index IP 20</p>		3.026273





Thermoregulation for MAGIS PRO

Type		Code
<p>Remote Control Panel NEW modulating remote control only for V2 versions Temperature control class V* or VI Contribution to seasonal space heating energy efficiency 3%* or 4%</p>	 <p>Dimensions (H x W x D) mm 100 x 129 x 37</p>	3.030863
<p>CAR V2 modulating remote control only for ErP versions Temperature control class V* or VI Contribution to seasonal space heating energy efficiency 3%* or 4%</p>	 <p>Dimensions (H x W x D) mm 103 x 142 x 31</p>	3.021395
<p>CAR V2 WIRELESS wireless modulating remote control only for ErP versions Temperature control class V* or VI Contribution to seasonal space heating energy efficiency 3%* or 4%</p>	 <p>Dimensions (H x W x D) mm 103 x 142 x 31</p>  <p>Dimensions (H x W x D) mm 82 x 105 x 26</p>	3.021623
<p>CRONO 7 (weekly digital chronothermostat) Temperature control class IV* or VII Contribution to seasonal space heating energy efficiency 2%* or 3,5%</p>	 <p>Dimensions (H x W x D) mm 103 x 142 x 31</p>	3.021622
<p>CRONO 7 WIRELESS (wireless weekly digital chronothermostat) Temperature control class IV* or VII Contribution to seasonal space heating energy efficiency 2%* or 3,5%</p>	 <p>Dimensions (H x W x D) mm 103 x 142 x 31</p>  <p>Dimensions (H x W x D) mm 82 x 105 x 26</p>	3.021624
<p>Temperature/humidity active sensor kit to be used with radiant systems that also work in cooling mode only for ErP versions. Temperature control class V or VI* Contribution to seasonal space heating energy efficiency 3% or 4%*</p>		3.021524
<p>Temperature/humidity active sensor kit NEW only for V2 versions Temperature control class V or VI* Contribution to seasonal space heating energy efficiency 3% or 4%*</p>	 <p>Dimensions (H x W x D) mm 80 x 127 x 30</p>	3.030992

* Temperature control class with default settings. Some heat regulation device can change class depending on the settings and operation modes that can be changed, for example Modulating or ON/OFF, The use of these devices contributes, in percentage, to the seasonal energy efficiency of the heating system.



Thermoregulation for MAGIS PRO

Type		Code
<p>Room hygostat to be used with radiant systems that also work in cooling mode</p>	 <p>Dimensions (H x W x D) mm 70 x 115 x 40</p>	3.023302
<p>External probe kit to be used when external probe as standard in outdoor unit is not correctly exposed.</p> <p>Temperature control class II*, VI or VII Contribution to seasonal space heating energy efficiency 2%*, 4 or 3,5%</p>		3.015266
<p>2 relays board kit to be used without system controller to manage dehumidifiers</p>		3.026302
<p>Relay board kit to be installed inside internal unit</p>		3.015350
<p>Low temperature safety kit</p>		3.019229
<p>NTC probe for puffer</p>		3.019375

* Temperature control class with default settings. Some heat regulation device can change class depending on the settings and operation modes that can be changed, for example Modulating or ON/OFF, The use of these devices contributes, in percentage, to the seasonal energy efficiency of the heating system.

Option kits for MAGIS PRO

OMNISTOR 300 e 500

Stainless steel storage tank units
for DHW with oversized coil

Ideal for connection to heat pumps. The range of new OMNISTOR stainless steel storage tanks, is ideal to contain domestic hot water with an inspection flange at the lower part.

The storage tanks are equipped with:

- **1 stainless steel coils water/water** heat exchanger with oversized coil
- **2 probe-supports and NTC probe** for Immergas heat pump connection
- **Thermometer**
- **Double magnesium anode**
- **Suitable flexible insulation** which can be disassembled (6 cm thick on OMNISTOR 300 and 8 cm thick on OMNISTOR 500)
- **Pre-arranged to fix pump station to the body of the storage tank with option kit** (maximum 4 solar flat plate-collectors)
- **Pre-arranged to electric resistance kit** (option)
- **Pre-arranged to double electronic anode** (option) code 3.025003



OMNISTOR 300

Model	Code	Capacity (litres)	Efficiency class	Dimensions mm		Material
				Height	External diameter	
OMNISTOR 300*	3.027910	276,8	C	1715	620	Stainless steel
OMNISTOR 500*	3.027911	480,3	C	1735	810	Stainless steel




* The use of this storage tank unit involves the installation of an appropriately sized DHW expansion vessel and safety valve, not included in the supply.

Options kits

Type	Code
Solar kit composed by: aesthetic cover frame, plate heat exchanger, single solar pump station (with low consumption circulation pump), solar central unit, connection insulated pipes.	3.029723
18 litres expansion vessels	3.019131
24 litres expansion vessels	3.019138
35 litres expansion vessels	3.019135
80 litres expansion vessels	3.019139



Option kits for MAGIS PRO

Type		Code
INOXSTOR 200 V2* equipped with 2 coils water/water heat exchangers Efficiency class C		3.027746
Additional 2 kW electric resistance kit for INOXSTOR 200/300/500 V2 and OMNISTOR 300/500		3.020861
Double electronic anode kit for INOXSTOR V2 and OMNISTOR		3.025003
3-way diverter valve kit to be used as diverter valve for heating/cooling switching		3.020632

* INOXSTOR 300 and 500 V2 are available too.

Buffer tanks





Minimum water content is mainly important to provide proper execution of heat pump defrosting cycles. **In this regard, the minimum amount of water must be 7 l/kW for MAGIS PRO ErP for any type of system** (3 l/kW dehumidifier hydraulic circuit), 30 liters in total for MAGIS PRO 4/6/9 V2 and 50 liters for 12/14/16 V2.

Buffer tank 75 litres wall-hung or floor-standing installation.		Dimensions (Ø x H) mm 512 x 71	3.027288
Wall-hung bracket kit for Buffer tank 75 litres			3.027290

Dehumidifier

Dehumidifier kit to be used with radiant systems that also work in cooling mode (only for recessed installation with codes 3.022146 and 3.022147).		3.021529
Dehumidifier back frame kit to be used with radiant systems that also work in cooling mode.		3.022146
Dehumidifier front grille kit to be used with radiant systems that also work in cooling mode.		3.022147

Option kits for MAGIS PRO

Type		Code
Distribution manifold kit for 1 direct and 1 mixed temperature zones for direct connection to MAGIS PRO.	 <p>Dimensions (H x W x D) mm 700 x 450 x 190</p>	3.026301
Condensate antifreeze heating cable kit for external unit		3.027385
Connection kit for R410A circuit allow an easy connection of the refrigerant circuit, even in the case of pipes coming out from the wall on the internal unit MAGIS PRO ErP.		3.026089
Connection kit for R32 circuit NEW allow an easy connection of the refrigerant circuit, even in the case of pipes coming out from the wall on the internal unit MAGIS PRO V2.		3.030883
3 kW integration electric resistance kit for MAGIS PRO ErP		3.026300
3 kW integration electric resistance kit for MAGIS PRO V2 NEW		3.030991
Wall mounting brackets for external unit		3.022154
Anti freeze protection kit -15 °C (for hydronic unit)		3.017324
Mechanical ventilation unit*		
ZENITAIR-MONO Mechanical bidirectional ventilation unit NEW		3.030601
External cover kit with acoustical insulation for ZENITAIR-MONO NEW anti-insect net and anti-wind in pre-painted steel		3.030636

* For further information see page 49



MAGIS HERCULES PRO PREVIEW

Split type **heat pump with 235 litres DHW storage tank**

The most complete heat pump only solution which combines the advantages of having inside the same casing 235 litres DHW storage tank and the possibility to manage systems up to 3 zones.

- Pre-loaded refrigerant fluid R32
- High COP and EER values
- Heating temperature range 20 - 65 °C
- Cooling temperature range 5 - 25 °C
- External unit can be installed full outdoor
- Indoor unit can be installed inside only
- 45-liter buffer tank with hydraulic circuit breaker function as standard in the indoor casing unit
- Internal casing unit can contain 3 pumps (3 zones, 1 of which is standard) and option kits



Available in a single package **dismountable into two parts**



Model	Hydronic unit dimensions (H x W x D) mm	External unit dimensions (H x W x D) mm
4	1970 x 650 x 913	638 x 880 x 364
6	1970 x 650 x 913	638 x 880 x 364
9	1970 x 650 x 913	940 x 1010 x 384

Model	Code	Heating output kW	Cooling output kW	Power supply V	Refrigerant gas
MAGIS HERCULES PRO 4	3.030428	4,4	5	230	R32
MAGIS HERCULES PRO 6	3.030429	6	6,5	230	R32
MAGIS HERCULES PRO 9	3.030430	9	8,7	230	R32

Data referred to the following conditions: heating air/water temperature 7-6 °C / 30-35 °C
cooling air/water temperature 35-24 °C / 23-18 °C



MAGIS PREVIEW HERCULES PRO

Split type **heat pump with 235 litres DHW storage tank**

The most complete heat pump only solution which combines the advantages of having inside the same casing 235 litres DHW storage tank and the possibility to manage systems up to 3 zones.

- Pre-loaded refrigerant fluid R410A
- High COP and EER values
- Heating temperature range 20 - 55 °C
- Cooling temperature range 5 - 25 °C
- External unit can be installed full outdoor
- Indoor unit can be installed inside only
- 45-liter buffer tank with hydraulic circuit breaker function as standard in the indoor casing unit
- Internal casing unit can contain 3 pumps (3 zones, 1 of which is standard) and option kits



Available in a single package **dismountable into two parts**

Model	Hydronic unit dimensions (H x W x D) mm	External unit dimensions (H x W x D) mm
12	1970 x 650 x 913	1420 x 940 x 384
14	1970 x 650 x 913	1420 x 940 x 384
16	1970 x 650 x 913	1420 x 940 x 384
12 T	1970 x 650 x 913	1420 x 940 x 384
14 T	1970 x 650 x 913	1420 x 940 x 384
16 T	1970 x 650 x 913	1420 x 940 x 384

MAGIS HERCULES PRO 12/12 T



MAGIS HERCULES PRO 14/14 T



MAGIS HERCULES PRO 16/16 T












Model	Code	Heating output kW	Cooling output kW	Power supply V	Refrigerant gas
MAGIS HERCULES PRO 12	3.030431	12	12	230	R410A
MAGIS HERCULES PRO 14	3.030432	14	14	230	R410A
MAGIS HERCULES PRO 16	3.030433	16	15	230	R410A
MAGIS HERCULES PRO 12 T	3.030434	12	12	400	R410A
MAGIS HERCULES PRO 14 T	3.030435	14	14	400	R410A
MAGIS HERCULES PRO 16 T	3.030436	16	15	400	R410A

Data referred to the following conditions: heating air/water temperature 7-6 °C / 30-35 °C
cooling air/water temperature 35-24 °C / 23-18 °C



Thermoregulation for MAGIS HERCULES PRO

Type		Code
Remote Control Panel NEW modulating remote control Temperature control class V* or VI Contribution to seasonal space heating energy efficiency 3%* or 4%	 <p>Dimensions (H x W x D) mm 100 x 129 x 37</p>	3.030863
CRONO 7** (weekly digital chronothermostat) Temperature control class IV* or VII Contribution to seasonal space heating energy efficiency 2%* or 3,5%	 <p>Dimensions (H x W x D) mm 103 x 142 x 31</p>	3.021622
Temperature/humidity active sensor kit NEW Temperature control class V or VI* Contribution to seasonal space heating energy efficiency 3% or 4%*	 <p>Dimensions (H x W x D) mm 80 x 127 x 30</p>	3.030992
External probe kit to be used when external probe as standard on heat pump is not correctly exposed. Temperature control class II*, VI or VII Contribution to seasonal space heating energy efficiency 2%*, 4 or 3,5%		3.015266
DOMINUS interface kit Wi-fi interface kit to remote control by App		3.026273
GSM telephonic control*** For buildings not equipped with telephone network.	 <p>Dimensions (H x W x D) 198 x mm 78 x 30,5</p>	3.017182
Telephonic remote control*** For buildings equipped with telephone network.	 <p>Dimensions (H x W x D) mm 85 x 85 x 31</p>	3.013305
Room hygrostat to be used with radiant systems that also work in cooling mode.	 <p>Dimensions (H x W x D) mm 70 x 115 x 40</p>	3.023302
Low temperature safety kit		3.019229

* Temperature control class with default settings. The class depends on the settings and operation modes that can be changed, for example Modulating or ON/OFF. The use of these devices contributes, in percentage, to the seasonal energy efficiency of the heating system.

** Also available in wireless version.

*** It can only be used if the control panel is configured as ON/OFF.



Option kits for MAGIS HERCULES PRO

ZENITAIR-MONO **NEW**

Mechanical ventilation unit

Decentralised mechanical ventilation unit, easy to install. Suitable for new building or restorations. Useful to complete the supply with our hybrid systems and only heat pump solutions.

- Decentralised Mechanical Ventilation unit, with alternate flow and heat recovery core.
- **Multifunction remote controller, with LCD display to visualise the status of the unit** supplied as standard.
- **Silent, efficient and easy to install.**
- Simplified synchronisation of more units (up to 10): thanks to a dedicated communication protocol the units get automatically synchronised when they are wired each other.
- Free cooling: extract only or intake only to prevent heat exchange when not needed.
- Automatic anti-frost protection to prevent frost building up on the heat exchanger.



Model	Code	Air-flow at different speed m ³ /h	Power consumption at different speed W	Thermal efficiency %
ZENITAIR-MONO NEW Mechanical bidirectional ventilation unit	3.030601	60/50/40/30/20	6/4,5/3,5/2,5/2	74

Option kit



Type		Code
External cover kit with acoustical insulation for ZENITAIR-MONO NEW anti-insect net and anti-wind in pre-painted steel		3.030636



Option kits for MAGIS HERCULES PRO

Type	Code
3 kW integration electric resistance kit NEW	3.030991
2,25 kW sanitary electric resistance kit NEW	3.030862
Recirculation kit with pump NEW to be installed inside of MAGIS HERCULES PRO.	3.030858
Solar kit NEW composed by: plate heat exchanger, single solar pump station (with low consumption circulation pump), solar central unit, connection pipes, 12 litre solar expansion vessel, temperature probes (for collectors and storage tank).	3.030857
Anti-scale kit NEW	3.030859
Additional mixed 2nd zone kit NEW composed by: 1 low consumption pump, mixing valve and connection pipes. To be installed inside of MAGIS HERCULES PRO 4/6/9.	3.030855
Additional mixed 3rd zone kit NEW composed by: 1 low consumption pumps, 1 mixing valve and connection pipes and expansion. To be installed inside of MAGIS HERCULES PRO 4/6/9.	3.030856
Shut off knobs with filters NEW	3.030861
Shut off knobs NEW	3.030860
Additional mixed 2nd zone kit NEW composed by: 1 low consumption pump, mixing valve and connection pipes. To be installed inside of MAGIS HERCULES PRO 12/14/16.	3.030943
Additional mixed 3rd zone kit NEW composed by: 1 low consumption pump, mixing valve and connection pipes. To be installed inside of MAGIS HERCULES PRO 12/14/16.	3.030944

Option kits for MAGIS HERCULES PRO

Type		Code
Wall mounting brackets for external unit		3.022154
Condensate antifreeze heating cable kit for external unit		3.027385
3-way diverter valve kit to be used as diverter valve for heating/cooling switching		3.020632
Double electronic anode kit		3.025003

Dehumidifier

Dehumidifier kit to be used with radiant systems that also work in cooling mode (only for recessed installation with codes 3.022146 and 3.022147).		3.021529
Dehumidifier back frame kit to be used with radiant systems that also work in cooling mode.		3.022146
Dehumidifier front grille kit to be used with radiant systems that also work in cooling mode.		3.022147



AUDAX

Air/water inverter **single-phase heat pumps**

- 4 single-phase versions
- Hot/cold reversible functioning
- **Maximum flow temperature** set-point with central heating is **60 °C**
- Combinable with external storage tank
- Combinable with gas heating boiler
- Inverter rotary compressor
- Electronic thermal expansion valve
- Modulating fan
- Low consumption system pump
- Gas/Water heat exchanger, expansion vessel, water flow-switch and 3 bar safety valve
- **Equipped with remote control** (thermostat function class VI), Y water filter 1", condensate drain fitting and antivibration supports



Model	Dimensions (H x W x D) mm	Weight kg
6	821 x 908 x 326	57
8	821 x 908 x 326	69
12	1363 x 908 x 326	115
16 MONO	1363 x 908 x 326	115

Model	Code	Heating output kW	Cooling output kW	COP (heating)	EER (cooling)	Refrigerant gas
AUDAX 6	3.027809	5,10	4,85	4,40	4,35	R410A
AUDAX 8	3.027810	7,15	8,00	4,10	4,00	R410A
AUDAX 12	3.027811	11,25	13,70	4,70	4,60	R410A
AUDAX 16 MONO	3.028238	15,10	16,00	4,25	4,10	R410A

Data referred to the following conditions: heating air/water temperature 7-6 °C / 30-35 °C
cooling air/water temperature 35-24 °C / 23-18 °C



AUDAX

Air/water inverter **three-phase heat pumps**

- Hot/cold reversible functioning
- Combinable with external storage tank
- **Maximum flow temperature** set-point with central heating is **60 °C (57 °C for AUDAX 21)**
- Combinable with gas heating boiler
- Inverter rotary compressor
- Electronic thermal expansion valve
- Modulating fan
- Low consumption system pump
- Gas/Water heat exchanger, expansion vessel, water flow-switch and 3 bar safety valve
- **Equipped with remote control** (thermostat class VI), Y water filter 1", condensate drain fitting and antivibration supports



AUDAX 16	55 °C A++	35 °C A++
AUDAX 18	55 °C A+	35 °C A++
AUDAX 21	55 °C A+	35 °C A++









Model	Dimensions (H x W x D) mm	Weight kg
16	1363 x 908 x 326	121
18	1579 x 1109 x 555	191
21	1579 x 1109 x 555	199

Model	Code	Heating output kW	Cooling output kW	COP (heating)	EER (cooling)	Refrigerant gas
AUDAX 16	3.027812	15,00	17,00	4,35	4,15	R410A
AUDAX 18	3.025563	17,10	19,83	4,10	3,87	R410A
AUDAX 21	3.026940	21,00	25,80	4,10	3,80	R410A

Data referred to the following conditions: heating air/water temperature 7-6 °C / 30-35 °C
cooling air/water temperature 35-24 °C / 23-18 °C



Thermoregulation for AUDAX

Type		Code
System controller Temperature control class VI* or VIII Contribution to seasonal space heating energy efficiency 4%* or 5%		Dimensions (H x W x D) mm 110 x 105 x 60 3.021522
Remote Control Panel NEW modulating remote control only for system controller Temperature control class V* or VI Contribution to seasonal space heating energy efficiency 3%* or 4%		Dimensions (H x W x D) mm 100 x 129 x 37 3.030863
Remote control kit modulating remote control only for system controller Temperature control class V or VI* Contribution to seasonal space heating energy efficiency 3% or 4%*		Dimensions (H x W x D) mm 143 x 86 x 36 3.023364
Temperature/humidity active sensor kit to be used with radiant systems that also work in cooling mode. Temperature control class V or VI* Contribution to seasonal space heating energy efficiency 3% or 4%*		Dimensions (H x W x D) mm 127 x 80 x 30 3.021524
External probe kit to be used when external probe as standard on heat pump is not correctly exposed. Only for system controller. Temperature control class II*, VI or VII Contribution to seasonal space heating energy efficiency 2%*, 4 or 3,5%		3.015266
System controller expansion kit**		Dimensions (H x W x D) mm 110 x 70 x 60 3.021547
Solar collector temperature probe kit Only for system controller		3.019374
EMR 12 VDC relay kit only for system controller		3.023945
SSR 6 VDC relay kit only for system controller		3.023946
CRONO 7*** (weekly digital chronothermostat) Temperature control class IV* or VII Contribution to seasonal space heating energy efficiency 2%* or 3,5%		Dimensions (H x W x D) mm 103 x 142 x 31 3.021622
Room hygrostat to be used with radiant systems that also work in cooling mode.		Dimensions (H x W x D) mm 70 x 115 x 40 3.023302
Storage tank NTC probe**		3.019375
Low temperature safety kit **		3.013794

* Temperature control class with default settings. Some heat regulation device can change class depending on the settings and operation modes that can be changed, for example Modulating or ON/OFF, The use of these devices contributes, in percentage, to the seasonal energy efficiency of the heating system.

** Standard accessory in the hydraulic kits code 3.021527 and 3.021528 (see page 56).

*** Also available in wireless version.



Option kits for AUDAX

OMNISTOR 300 and 500

Stainless steel storage tank units
for DHW with oversized coil

Ideal for connection to heat pumps. The range of new OMNISTOR stainless steel storage tanks, is ideal to contain domestic hot water with an inspection flange at the lower part.

The storage tanks are equipped with:

- **1 stainless steel coils water/water** heat exchanger with oversized coil
- **2 probe-supports and NTC probe** for Immergas heat pump connection
- **Thermometer**
- **Double magnesium anode**
- **Suitable flexible insulation** which can be disassembled (6 cm thick on OMNISTOR 300 and 8 cm thick on OMNISTOR 500)
- **Pre-arranged to fix pump station to the body of the storage tank with option kit** (maximum 4 solar flat plate-collectors)
- **Pre-arranged to electric resistance kit** (option)
- **Pre-arranged to double electronic anode** (option) code 3.025003



OMNISTOR 300

Model	Code	Capacity (litres)	Efficiency class	Dimensions mm		Material
				Height	External diameter	
OMNISTOR 300*	3.027910	276,8	C	1715	620	Stainless steel
OMNISTOR 500*	3.027911	480,3	C	1735	810	Stainless steel














* The use of this storage tank unit involves the installation of an appropriately sized DHW expansion vessel and safety valve, not included in the supply.

Options kits

Type	Code
Solar kit composed by: aesthetic cover frame, plate heat exchanger, single solar pump station (with low consumption circulation pump), solar central unit, connection insulated pipes.	3.029723
18 litres expansion vessels	3.019131
24 litres expansion vessels	3.019138
35 litres expansion vessels	3.019135
80 litres expansion vessels	3.019139







Option kits for AUDAX

Type		Code
Distribution manifold kit for 1 direct and 2 mixed temperature zones* (the kit includes an expansion for the system controller for each zone, a 24 Vac transformer and an NTC probe for each mixed delivery. Wall-hung or recessed installation).		3.021527
Distribution manifold kit for 2 mixed temperature zones (the kit includes an expansion for the system controller for each zone, a 24 Vac transformer and an NTC probe for each delivery. Wall-hung or recessed installation).		3.021528
Dehumidifier kit to be used with radiant systems that also work in cooling mode (only for recessed installation with codes 3.022146 and 3.022147).		3.021529
Dehumidifier back frame kit to be used with radiant systems that also work in cooling mode.		3.022146
Dehumidifier front grille kit to be used with radiant systems that also work in cooling mode.		3.022147
3-way diverter valve kit to be used as diverter valve for heating/cooling switching to esclude the buffer during cooling functioning and DHW priority.		3.020632
12 litre system expansion vessel kit		3.011679
Integration electric resistance kit 2, 4 or 6 kW for heating system		3.021525
Additional 5 kW electric resistance kit for UB 1000/1500 V2 and UB 750 V2		3.020862
Additional 2 kW electric resistance kit for OMNISTOR, INOXSTOR 200/300/500 V2 and UB 300/550/750 V2		3.020861
Double electronic anode kit for OMNISTOR and INOXSTOR V2		3.025003
Wall mounting brackets for AUDAX 6/8		3.022154
Connection kit with anti-vibration flexible pipes and shut-off knobs 1" for AUDAX		3.025954

* Direct zone means operating at the maximum temperature settable 60 °C (57 °C vers. 21).

Option kits for AUDAX

Type		Code
<p>Vertical buffer tank 50 litres ideal for outdoor installation for coupling with AUDAX. Minimum water content is mainly important to provide proper execution of heat pump defrosting cycles. In this regard, the minimum amount of water must be 6 l/kW for AUDAX for any type of system (3 l/kW dehumidifier hydraulic circuit)</p>	 <p>Dimensions (H x W x D) mm 820 x 360 x 360</p>	3.027539
Horizontal buffer tank with capacity of 25 litres*.		3.027842
Horizontal buffer tank with capacity of 75 litres*.		3.027843
Horizontal buffer tank with capacity of 100 litres*.		3.027844
Horizontal buffer tank with capacity of 200 litres*.		3.027845
<p>Buffer tank 75 litres wall-hung or floor-standing installation.</p>	 <p>Dimensions (Ø x H) mm 512 x 717</p>	3.027288
Wall-hung bracket kit for buffer tank 75 litres.		3.027290
Condensate antifreeze heating cable kit for AUDAX 6/8/12/16/16 MONO.		3.027385
Antivibration support kit AUDAX 18 /21.		3.027654
<p>INOXSTOR 200 V2** equipped with 2 coils water/water heat exchangers. Efficiency class C</p>		3.027746

* Equipped with casing to be installed under AUDAX 6/8/12/16 versions.

** INOXSTOR 300 and 500 V2 are available too (see page 93).

Mechanical Ventilation unit***

<p>ZENITAIR MONO Mechanical bidirectional ventilation unit NEW</p>		3.030601
<p>External cover kit with acoustical insulation for ZENITAIR-MONO NEW Anti-insect net and anti-wind, in pre-painted steel</p>		3.030636

*** For further information see page 49



TRIO V2

Hydronic group for two zones plants and DHW production

- Only heat pump solution for recessed (SOLAR CONTAINER) or in-house (DOMUS CONTAINER) installation.
- 2 solutions:

BASE system with hydronic heat pump (AUDAX 6/8/12)

PRO system with splitted heat pump (MAGIS PRO 4/6/9 V2 and MAGIS PRO 5/8/10 ErP)

In order to realize the complete system with TRIO V2 you need to choose:

- the container for installation
- AUDAX single-phase heat pump (BASE solution) or MAGIS PRO (PRO solution)
- hydraulic installation kit, specific for each solution
- accessories according to installation needs



Type	Code
<p>TRIO V2 includes:</p> <ul style="list-style-type: none"> • DHW storage tank in stainless steel with double coil 160 litres of capacity (class C) • system controller integrated. Remote panel control supplied as standard suitable also as thermoregulator (class VI) 	<ul style="list-style-type: none"> • hydraulic distribution unit for two zones (one straight and one mixed) that includes: hydraulic manifold, 1 three-way valve, 1 mixing valve, 2 low consumption pumps, DHW expansion vessel 8 litres, safety valve 8 bar and thermostatic mixing valve. All components are insulated. <p>3.027830</p>

TRIO MONO V2

Hydronic group for one zone plants and DHW production

- Only heat pump solution for recessed (SOLAR CONTAINER) or in-house (DOMUS CONTAINER) installation.
- 2 solutions:

BASE system with hydronic heat pump (AUDAX 6/8/12)

PRO system with splitted heat pump (MAGIS PRO 4/6/9 V2 and MAGIS PRO 5/8/10 ErP)

In order to realize the complete system with TRIO MONO V2 you need to choose:

- the container for installation
- AUDAX single-phase heat pump (BASE solution) or MAGIS PRO (PRO solution)
- hydraulic installation kit, specific for each solution
- accessories according to installation needs





Type	Code
<p>TRIO MONO V2 includes:</p> <ul style="list-style-type: none"> • DHW storage tank in stainless steel with double coil 160 litres of capacity (class C) • system controller integrated. Remote panel control supplied as standard suitable also as thermoregulator (class VI) • hydraulic distribution unit for one zone that includes: hydraulic manifold, 1 low consumption pump, DHW expansion vessel 8 litres, safety valve 8 bar and thermostatic mixing valve. All components are insulated. 	<p>3.027831</p>



Accessories for TRIO V2 and TRIO MONO V2

Box

Type		Code
<p>SOLAR CONTAINER (recessed frame) is the first of the main components of TRIO V2 systems. It allows the housing of the main components (except the heat pump AUDAX and the external unit of MAGIS PRO).</p>	 <p>Dimensions (H x W x D) mm 2200 x 950 x 350 Empty weight: 66 kg</p>	3.020166
<p>DOMUS CONTAINER (technical box) is the first of the main components of TRIO V2 systems. It allows the housing of the main components (except the heat pump AUDAX).</p>	 <p>Dimensions (H x W x D) mm 2110 x 975 x 365 Empty weight: 74 kg</p>	3.022167
Aesthetic upper cover for DOMUS CONTAINER		3.027175
Connection kit		
Bottom connection kit		3.020575
Lateral connection kit		3.020574
Rear connection kit		3.020630
Matching kit		
<p>AUDAX connection kit includes: hydraulic fittings, expansion vessel and manometer.</p>		3.024713
<p>MAGIS PRO connection kit includes: hydraulic and gas R410A and R32 fittings, support bracket for indoor unit of MAGIS PRO and NTC probe for storage tank.</p>		3.026303




Thermoregulation for TRIO V2 and TRIO MONO V2

Type		Code
<p>Remote Control Panel NEW modulating remote contro</p> <p>Temperature control class V* or VI Contribution to seasonal space heating energy efficiency 3%* or 4%</p>	 <p>Dimensions (H x W x D) mm 100 x 129 x 37</p>	3.030863
<p>CRONO 7 (weekly digital chronothermostat)</p> <p>Temperature control class IV* or VII Contribution to seasonal space heating energy efficiency 2%* or 3,5%</p>	 <p>Dimensions (H x W x D) mm 103 x 142 x 31</p>	3.021622
<p>CRONO 7 WIRELESS (wireless weekly digital chronothermostat)</p> <p>Temperature control class IV* or VII Contribution to seasonal space heating energy efficiency 2%* or 3,5%</p>	 <p>Dimensions (H x W x D) mm 103 x 142 x 31</p> <p>Dimensions (H x W x D) mm 82 x 105 x 26</p>	3.021624
<p>Temperature/humidity active sensor kit To be used with radiant systems that also work in cooling mode (only for TRIO V2).</p> <p>Temperature control class V or VI* Contribution to seasonal space heating energy efficiency 3% or 4%*</p>	 <p>Dimensions (H x W x D) mm 80 x 127 x 30</p>	3.021524
<p>Room hygrostat to be used with radiant systems that also work in cooling mode.</p>	 <p>Dimensions (H x W x D) mm 70 x 115 x 40</p>	3.023302
<p>External probe kit to be used in PRO versions when external probe as standard on external unit is not correctly exposed.</p> <p>Temperature control class II*, VI or VII Contribution to seasonal space heating energy efficiency 2%*, 4 or 3,5%</p>		3.015266
<p>Low temperature safety kit to be used in PRO version.</p>		3.019229
<p>Low temperature safety kit to be used in BASE version.</p>		3.013794

* Temperature control class with default settings. The class depends on the settings and operation modes that can be changed, for example Modulating or ON/OFF. The use of these devices contributes, in percentage, to the seasonal energy efficiency of the heating system.



Option kits TRI0 V2 and TRI0 MONO V2

Type		Code
Solar kit composed by: plate heat exchanger, single solar pump station (with low consumption circulation pump), solar central unit, connection pipes, 12 litre solar expansion vessel, temperature probes (for collectors and storage tank).		3.024719

Buffer tanks





Minimum water content is mainly important to provide proper execution of heat pump defrosting cycles. **In this regard, the minimum amount of water must be 6 l/kW for AUDAX, 7 l/kW for MAGIS PRO ErP and 30 liters in total for MAGIS PRO 4/6/9 V2.** It is also important to check that the dehumidifier line has a minimum of 3 l/kW of the machine (dehumidifier hydraulic circuit connection reference).

Horizontal buffer tank with capacity of 25 litres*		3.027842
Horizontal buffer tank with capacity of 75 litres*		3.027843
Horizontal buffer tank with capacity of 100 litres*		3.027844
Horizontal buffer tank with capacity of 200 litres*		3.027845
Vertical buffer tank 50 litres ideal for outdoor installation for coupling with AUDAX 6/8		Dimensions (H x W x D) mm 820 x 360 x 360 3.027539
Recessed buffer tank 50 litres for installation in SOLAR CONTAINER.		Dimensions (H x W x D) mm 410 x 950 x 350 3.027709
AUDAX connection kit for SOLAR CONTAINER with recessed 50 litres buffer tank.		3.028171
Buffer tank 75 litres wall-hung or floor-standing installation.		Dimensions (Ø x H) mm 512 x 717 3.027288
Wall-hung bracket kit for buffer tank 75 litres		3.027290
Buffer tank 15 litres for MAGIS PRO to be installed in SOLAR or DOMUS CONTAINER		3.026304

* Equipped with casing to installed on AUDAX 6/8/12 versions.




Option kits TRIO V2 and TRIO MONO V2

Type		Code
Recirculation kit (pump not included)*		3.026169
Integration electric resistance kit 2, 4 or 6 kW for heating system, only for BASE version.		3.021525
1,5 kW sanitary electric resistance		3.024897
3 kW integration electric resistance kit for MAGIS PRO ErP		3.026300
3 kW integration electric resistance kit for MAGIS PRO V2 NEW		3.030991
Anti scale kit*		3.020628
Wall mounting brackets for AUDAX 6/8 and external unit of MAGIS PRO		3.022154
3-way diverter valve kit to be used as diverter valve for heating/cooling switching or to esclude the buffer during cooling functioning.		3.020632
Anti-freeze protection kit (-15 °C) to protect internal unit MAGIS PRO		3.017324
Condensate anti-freeze heating cable kit for AUDAX 6/8/12 and for external unit of MAGIS PRO		3.027385

* Recirculation kit and Anti-scale kit can't coexist inside TRIO V2/MONO V2 solutions.

Dehumidifier

Dehumidifier kit to be used with radiant systems that also work in cooling mode (only for recessed installation with codes 3.022146 and 3.022147).		3.021529
Dehumidifier back frame kit to be used with radiant systems that also work in cooling mode.		3.022146
Dehumidifier front grille kit to be used with radiant systems that also work in cooling mode.		3.022147

Mechanical Ventilation unit**

ZENITAIR MONO Mechanical bidirectional ventilation unit NEW		3.030601
External cover kit with acoustical insulation for ZENITAIR-MONO NEW Anti-insect and anti-wind, in pre-painted steel		3.030636

** For further information see page 49



RAPAX V3 **NEW**

Floor standing heat pump **water heater**

- 4 models: two with solar integration (RAPAX 200 SOL V3 and RAPAX 300 SOL V3) and two without (RAPAX 200 V3 and RAPAX 300 V3)
- Tank capacity: 270 litres for RAPAX 300 models and 200 litres for RAPAX 200 models
- Pre-loaded refrigerant fluid R513A
- Extremely low noise level
- PV contact for self-consumption
- Heating pump air temperature working range from -5 to +43 °C
- Maximum delivery temperature 62 °C
- Electric resistance 1,6 kW as standard



Model	Dimensions (H x W x D)mm	Empty appliance weight kg
200 V3	1617 x 620 x 665	80,0
200 SOL V3	1617 x 620 x 665	97,0
300 V3	1957 x 620 x 665	92,0
300 SOL V3	1957 x 620 x 665	111,0

RAPAX 200 V2		A+
RAPAX 200 SOL V3		A+
RAPAX 300 V3		A+
RAPAX 300 SOL V3		A+

Model	Code	Storage tank capacity litres	COP ambient temperature 15 °C	DHW production mixed at 40 °C (54 °C pump heat) litres	Refrigerant gas
RAPAX 200 V3 NEW	3.030632	200	3,05*	267	R513A
RAPAX 200 SOL V3 NEW	3.030633	197	3,07*	262	R513A
RAPAX 300 V3	3.030072	270	3,61*	341	R513A
RAPAX 300 SOL V3	3.030073	263	3,44*	333	R513A

Installation of RAPAX V3 involves the addition to the plant of a water Supply expansion vessel health and a safety valve properly sized.
 * According to EN 16147, water from 10 to 54 °C.

Option kits

Type	Code
Safety valve and expansion vessel kit	3.025231
Duct adapter Ø160*	3.025232
Extension pipe kit Ø160 0,5 m long*	3.024659
Extension pipe kit Ø160 1 m long*	3.024516
87° bend kit Ø160*	3.024517
2 x 45° bend kit Ø160*	3.024518
Inlet/exhaust pipes insulation kit for RAPAX V3	3.027545

* The ducts are required to intake and expulsion air on external. Its are not insulated.



RAPAX 100 V2

Wall-hung heat pump **water heater**

- Tank capacity 100 litres
- Pre-loaded refrigerant fluid R134A
- Extremely low noise level
- PV contact for self-consumption
- Heating pump air temperature working from -5 to + 43 °C
- Maximum delivery temperature 62 °C
- Electric resistance 1,2 kW as standard



Dimensions (H x W x D) mm	Empty appliance weight kg
1234 x 529 x 539	57,0

Model	Code	Storage tank capacity litres	COP ambient temperature 15 °C	DHW production mixed at 40 °C (54 °C pump heat) litres	Refrigerant gas
RAPAX 100 V2	3.028366	100	2,75*	127	R134A

Installation of RAPAX 100 V2 involves the addition to the plant of a water Supply expansion vessel health and a safety valve properly sized.

* According to EN 16147, water from 10 to 54 °C.

Option kits

Type	Code
Safety valve and expansion vessel kit	3.028368
Extension pipe kit Ø125 0,5 m long*	3.016370
Extension pipe kit Ø125 1 m long*	3.016371
Extension pipe kit Ø125 2 m long*	3.015250
87° bend kit Ø125*	3.016179
2 x 45° bend kit Ø125*	3.016180
Inlet/exhaust pipes insulation kit for RAPAX 100 V2	3.028371

* The ducts are required to intake and expulsion air on external. They are not insulated.



FANCOIL UNITS

WALL-MOUNTED SOLUTIONS

HYDRO wall-hung hydronic fancoil	p. 68
Option kits	p. 68

FLOOR STANDING SOLUTIONS

HYDRO FS floor standing hydronic fancoil	p. 69
Thermoregulation	p. 70
Option kits	p. 71

RECESSED SOLUTIONS

HYDRO IN wall and ceiling built-in hydronic fancoil	p. 72
Thermoregulation	p. 73
Option kits	p. 74





The range of Immergas hydronic fan coils integrates the proposal in the area of system solutions for air conditioning with hybrid systems and heat pumps.

The three types: HYDRO **wall-hung** , HYDRO FS **floor standing** (or floor-level) and HYDRO IN for **wall and ceiling built-in solutions**, provide a wide choice of solutions for every residential or commercial requirement such as shops, hotels, etc.

For further information consult the website immergas.com or contact our Pre-sales Dept.

HYDRO

Wall-hung **hydronic fancoil**

They can be matched with hybrid systems and heat pumps to complete Immergas offer so to deliver a comfortable temperature as wished (heating and cooling).

- **Microprocessor control** to ensure optimum comfort in the environment; management of all functions via **LCD remote control supplied as standard**
- **3-way valve as standard** with micro switch for transmitting **the request to the hybrid system or the heat pump**
- Water heat exchanger with a large exchange surface with **condensate drain** and **air vent valve**;
- **Water probe and air probe supplied as standard**
- **Horizontal and vertical directional wind deflectors**
- **Adjustment in cooling and heating with 3 fan speeds plus Auto mode**
- **Units made of ABS** with high mechanical characteristics
- Right piping as standard



Model	Dimensions (H x W x D) mm	Empty appliance weight kg
3	290 x 915 x 230	12,7
4	290 x 915 x 230	12,7

Model	Code	C.H. Heat Output max speed 50/45°C kW	Cooling Heat Output max speed 7/12°C kW	Flow rate 7/12°C l/h
HYDRO 3	3.027918	2,94	2,70	452
HYDRO 4	3.027919	4,30	3,81	564

Technical note:

For the total number of fancoils that can be combined with hybrid systems or heat pumps, it is necessary to evaluate in addition to the power of the appliance, also the flow rate and head characteristics and piping load losses. For more information contact Immergas customer service.

Option kits for HYDRO

Type	Code
Connection kit for HYDRO 3/4 left exit To be used in case of left side piping. Arrangement box recessed for pipes is needed.	3.029520

HYDRO FS

Floor standing **hydronic fancoil**

New range of fan-coils for floor level installation particularly suitable residential and commercial buildings.

- **Elegant aesthetics** with white painted casing
- **Reduced depth** for integration into any living context
- **Flow and return connections on the left side** (with possibility of reversing to the right)
- **Bottom air intake** (with a minimum level of respect - 80 mm from the floor)
- **Very low sound impact** thanks to the tangential fan and the DC INVERTER motor
- **Installation template and wall brackets as standard**
- **Flat adapters as standard and 3/4" hydraulic connections**



Model	Dimensions (H x W x D) mm	Empty appliance weight kg
FS 200	579 x 735 x 150	17,0
FS 400	579 x 935 x 150	20,0
FS 600	579 x 1135 x 150	23,0
FS 800	579 x 1335 x 150	26,0
FS 1000	579 x 1535 x 150	29,0

Model	Code	C.H. Heat Output max speed 45/40°C kW	Cooling Heat Output max speed 7/12°C kW	Flow rate 7/12°C l/h
HYDRO FS 200	3.028500	0,97	0,76	130
HYDRO FS 400	3.028501	2,17	1,77	304
HYDRO FS 600	3.028502	3,11	2,89	497
HYDRO FS 800	3.028503	3,88	3,20	551
HYDRO FS 1000	3.028505	4,37	3,73	642





Technical note:

For the total number of HYDRO FS that can be combined with hybrid systems or heat pumps, it is necessary to evaluate in addition to the power of the appliance, also the flow rate and head characteristics and piping load losses. For more information contact Immergas Pre-sales Dept.






Thermoregulation for HYDRO FS

For the functioning of HYDRO FS it is required to install one of these kits to be able to manage the fan coil.

Type		Code
<p>Modulating thermoregulation kit includes control panel with display, electronic board and NTC air probe. For installation on the machine, allows the room temperature adjustment using 4 types of programs: Auto, Silent, Night and Max. Equipped with PI logic and memory, to preserve the settings in case of shutdown or failure of tension. Equipped with presence entry for deactivation in stand-by mode (ideal for hotels or window contacts).</p>		3.028509
<p>4 speeds thermoregulation kit includes control panel and probe NTC air. For installation on the machine, with adjustment speed on 4 steps. Enables adjustment of the room temperature (adjustable setpoint 5 - 40 ° C), one of the 4 speeds and the summer / winter selection. The control panel has memory to preserve settings in case of shutdown or lack of voltage. It has a 230 V output for control of the water solenoid valve.</p>		3.028510
<p>Smart touch wall controller with temperature probe NEW includes control panel with PI logic and room probe for control up to 30 units. To combine with the on board electronic control with PID full modulating fan code 3.030876. Adjustment of temperature in hot and cold at modulating speed of the engine. It has a 230 V output for control water solenoid valve and presence inlet for deactivation in stand-by mode (for example for window contact or room presence badge hotel).</p> <p>Available in two colours: black and white</p>		<p>3.030877 <i>(black casing)</i></p> <p>3.030878 <i>(white casing)</i></p>
<p>On board electronic control with PID full modulating fan NEW to be provided in combination with the smart touch wall controller with temperature probe code 3.030877 and 3.030878; it is installed inside the fan coil and allows the engine to be operated with continuous modulating operation.</p>		3.030876
<p>Universal control board for commercial thermoregulation For installation on the machine, allows to manage the fan motor, with fixed speeds. It has a 230 V output for piloting water solenoid valve in summer and winter. Can be combined with thermostat commercial controls with fan speed selection. The 4 speed inputs activate the fan, according to pre-established speeds (possible also combination of 3-speed thermostats, taking advantage of 3 of the 4 available inputs). Multiple cards can be connected in parallel to one single thermostat.</p>		3.028511
<p>Electronic control board with 0-10 V connection It allows to manage the fan motor, with modulating speed. The motor adjustment is carried out through a 0-10 V DC analog input. It has a 230 V output for piloting of the water solenoid valve.</p>		3.028512

Option kits for HYDRO FS

Type		Code
<p>Sheet metal feet kit Ideal to cover pipes from the floor. Height 80 mm.</p>		3.029506
<p>2-way group valve kit composed of automatic valve with thermoelectric head and holder to balance the plant load losses. Including insulation.</p>		3.028507
<p>3-way group valve kit composed of three-way diverter valve with thermoelectric head, by-pass tube and holder to balance plant load losses. Including insulation.</p>		3.028508
<p>Connection cable to shift water connections from left to right to be used in case of reversibility of the hydraulic pipe connections on the right side, rotating the battery 180° (operation to be carried out on site).</p>		3.029834



HYDRO IN

Wall and ceiling built-in **hydronic fancoil**

Suitable for wall, ceiling or false ceiling built-in installation thanks to the reduced depth. They adapt in any living context, even in bedrooms, for their remarkable silence.

- **Reduced aesthetic impact**
- **Flow and return connections on the left side** (with possibility of inversion to the right)
- **Respond to every design requirement** (on the wall, ceiling, in false ceiling)
- **Very low sound impact** thanks to the tangential fan and the DC INVERTER motor
- **Flat adapters as standard and 3/4" hydraulic connections**
- **Balancing valves as standard**
- **Availability of numerous accessories**
- **Condensate collection system** for vertical or horizontal installation as standard



Example of installation with casing and cover panel.

Model	Dimensions (H x W x D) mm	Empty appliance weight kg
IN 200	655 x 525 x 126	9,0
IN 400	655 x 725 x 126	12,0
IN 600	655 x 925 x 126	15,0
IN 800	655 x 1125 x 126	18,0
IN 1000	655 x 1325 x 126	21,0

Model	Code	C.H. Heat Output max speed 45/40°C kW	Cooling Heat Output max speed 7/12°C kW	Flow rate 7/12°C l/h
HYDRO IN 200	3.029841	0,97	0,76	130
HYDRO IN 400	3.029842	2,17	1,77	304
HYDRO IN 600	3.029843	3,11	2,89	497
HYDRO IN 800	3.029844	3,88	3,20	551
HYDRO IN 1000	3.029845	4,37	3,73	642





Technical note:

For the total number of HYDRO IN that can be combined with hybrid systems or heat pumps, it is necessary to evaluate in addition to the power of the appliance, also the flow rate and head characteristics and piping load losses. For more information contact Immergas customer service.



Thermoregulation for HYDRO IN

For the functioning of HYDRO IN it is required to install one of these kits to be able to manage the fan coil.

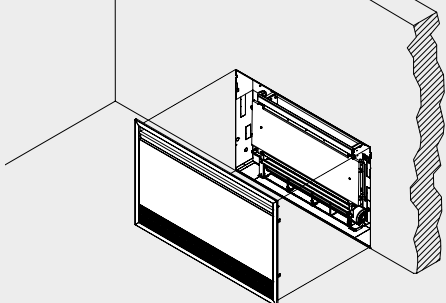
Type		Code
<p>Smart touch wall controller with temperature probe NEW includes control panel with PI logic and room probe for control up to 30 units. To combine with the on board electronic control with PID full modulating fan code 3.030876. Adjustment of temperature in hot and cold at modulating speed of the engine. It has a 230 V output for control water solenoid valve and presence inlet for deactivation in stand-by mode (for example for window contact or room presence badge hotel).</p> <p>Available in two colours: black and white</p>		<p>3.030877 <i>(black casing)</i></p> <p>3.030878 <i>(white casing)</i></p>
<p>On board electronic control with PID full modulating fan NEW to be provided in combination with the smart touch wall controller with temperature probe code 3.030877 and 3.030878; it is installed inside the fan coil and allows the engine to be operated with continuous modulating operation.</p>		3.030876
<p>Universal control board for commercial thermoregulation For installation on the machine, allows to manage the fan motor, with fixed speeds. It has a 230 V output for piloting water solenoid valve in summer and winter. Can be combined with thermostat commercial controls with fan speed selection. The 4 speed inputs activate the fan, according to pre-established speeds (possible also combination of 3-speed thermostats, taking advantage of 3 of the 4 available inputs). Multiple cards can be connected in parallel to one single thermostat.</p>		3.028511
<p>Electronic control board with 0-10 V connection It allows to manage the fan motor, with modulating speed. The motor adjustment is carried out through a 0-10 V DC analog input. It has a 230 V output for piloting of the water solenoid valve.</p>		3.028512
<p>Connection cable to shift water connections from left to right to be used in case of reversibility of the hydraulic pipe connections on the right side, rotating the battery 180° (operation to be carried out on site).</p>		3.029834
<p>2-way group valve kit composed of automatic valve with thermoelectric head and holder to balance the plant load losses. Including insulation.</p>		3.028507
<p>3-way group valve kit composed of three-way diverter valve with thermoelectric head, by-pass tube and holder to balance plant load losses. Including insulation.</p>		3.028508



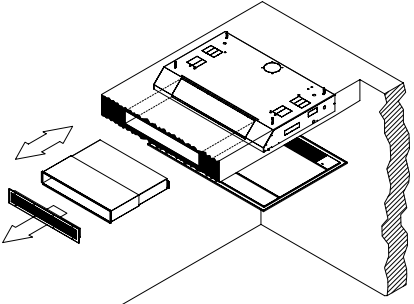
Option kits for HYDRO IN

The installation of the HYDRO IN built-in fan coils provides different assembly solutions based on the chosen solution or if installed on the wall, ceiling or false ceiling. The following pages show all the components available based on the chosen solution and the HYDRO IN version.

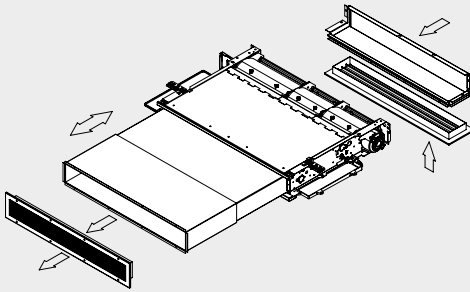
Wall built-in installation - see page 75

Component	Type
	<p>For this type of installation, in addition to the HYDRO IN, the following optional kits are required:</p> <ul style="list-style-type: none"> • Casing • Aesthetic cover panel

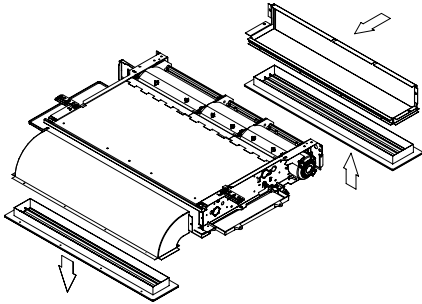
Ceiling built-in installation - see page 76

	<p>For this type of installation, in addition to the HYDRO IN, the following optional kits are required:</p> <ul style="list-style-type: none"> • Casing • Aesthetic cover panel • Variable length duct • Air flow aluminum grill with straight profile
--	---

Recessed installation in false ceiling with bottom air intake and horizontal throwing - see page 78

	<p>For this type of installation, in addition to the HYDRO IN, the following optional kits are required:</p> <ul style="list-style-type: none"> • Air intake aluminum grill with straight profile • Air intake suction duct • Variable length duct • Air flow aluminum grill with straight profile
---	--

Recessed installation in false ceiling with intake and airflow at the bottom - see page 80

	<p>For this type of installation, in addition to the HYDRO IN, the following optional kits are required:</p> <ul style="list-style-type: none"> • Air intake aluminum grill with curved profile • Air intake suction duct • 90° bended airflow duct • Air flow aluminum grill with curved profile
---	---

Option kits for HYDRO IN

Kit for wall built-in installation

For this type of installation, in addition to the HYDRO IN, the following optional kits are required:

- Casing
- Aesthetic cover panel

Sheet metal casing

In zinc-coated metal sheet, designed to be inserted in the walls in which to house HYDRO IN.

Type		Code
Sheet metal casing for HYDRO IN 200 Dimensions (H x W x D) 725 x 715 x 142 mm		3.029876
Sheet metal casing for HYDRO IN 400 Dimensions (H x W x D) 725 x 915 x 142 mm		3.029877
Sheet metal casing for HYDRO IN 600 Dimensions (H x W x D) 725 x 1115 x 142 mm		3.029878
Sheet metal casing for HYDRO IN 800 Dimensions (H x W x D) 725 x 1315 x 142 mm		3.029879
Sheet metal casing for HYDRO IN 1000 Dimensions (H x W x D) 725 x 1515 x 142 mm		3.029880

Casing cover panel with intake air grill

RAL 9003 opaque white colour, including air intake grill and adjustable air flow fin.

Casing cover panel with intake air grill for HYDRO IN 200 Dimensions (H x W x frame thickness) 754 x 772 x 9 mm		3.029881
Casing cover panel with intake air grill for HYDRO IN 400 Dimensions (H x W x frame thickness) 754 x 972 x 9 mm		3.029882
Casing cover panel with intake air grill for HYDRO IN 600 Dimensions (H x W x frame thickness) 754 x 1172 x 9 mm		3.029883
Casing cover panel with intake air grill for HYDRO IN 800 Dimensions (H x W x frame thickness) 754 x 1372 x 9 mm		3.029884
Casing cover panel with intake air grill for HYDRO IN 1000 Dimensions (H x W x frame thickness) 754 x 1572 x 9 mm		3.029885



Option kits for HYDRO IN


Kit for ceiling built-in installation

For this type of installation, in addition to the HYDRO IN, the following optional kits are required:

- Casing
- Aesthetic cover panel
- Variable length duct
- Air flow aluminum grill with straight profile

Sheet metal casing

In zinc-coated metal sheet, designed to be inserted in the ceiling in which to house HYDRO IN.

Type		Code
Sheet metal casing for HYDRO IN 200 Dimensions (H x W x D) 725 x 715 x 142 mm		3.029876
Sheet metal casing for HYDRO IN 400 Dimensions (H x W x D) 725 x 915 x 142 mm		3.029877
Sheet metal casing for HYDRO IN 600 Dimensions (H x W x D) 725 x 1115 x 142 mm		3.029878
Sheet metal casing for HYDRO IN 800 Dimensions (H x W x D) 725 x 1315 x 142 mm		3.029879
Sheet metal casing for HYDRO IN 1000 Dimensions (H x W x D) 725 x 1515 x 142 mm		3.029880

Ceiling casing cover panel with accessible air grill

RAL 9003 opaque white colour, including air intake grill.

Ceiling casing cover panel with accessible air grill for HYDRO IN 200 Dimensions (H x W x frame thickness) 754 x 772 x 9 mm		3.029886
Ceiling casing cover panel with accessible air grill for HYDRO IN 400 Dimensions (H x W x frame thickness) 754 x 972 x 9 mm		3.029887
Ceiling casing cover panel with accessible air grill for HYDRO IN 600 Dimensions (H x W x frame thickness) 754 x 1172 x 9 mm		3.029888
Ceiling casing cover panel with accessible air grill for HYDRO IN 800 Dimensions (H x W x frame thickness) 754 x 1372 x 9 mm		3.029889
Ceiling casing cover panel with accessible air grill for HYDRO IN 1000 Dimensions (H x W x frame thickness) 754 x 1572 x 9 mm		3.029890



Option kits for HYDRO IN

Kit for ceiling built-in installation


Variable length air flow duct

Adjustable to adapt to the installation. Made of zinc-coated sheet and internally covered with insulation to avoid condensation.

Type		Code
Variable length air flow duct for HYDRO IN 200		3.029851
Variable length air flow duct for HYDRO IN 400		3.029852
Variable length air flow duct for HYDRO IN 600		3.029853
Variable length air flow duct for HYDRO IN 800		3.029854
Variable length air flow duct for HYDRO IN 1000		3.029855

Air flow aluminum grill with straight profile

In aluminum with double row of fins for adjusting both horizontal and vertical air flow.

Air flow aluminum grill with straight profile for HYDRO IN 200		3.029861
Air flow aluminum grill with straight profile for HYDRO IN 400		3.029862
Air flow aluminum grill with straight profile for HYDRO IN 600		3.029863
Air flow aluminum grill with straight profile for HYDRO IN 800		3.029864
Air flow aluminum grill with straight profile for HYDRO IN 1000		3.029865




Option kits for HYDRO IN

Kit for recessed installation in false ceiling with bottom air intake and horizontal throwing

For this type of installation, in addition to the HYDRO IN, the following optional kits are required:

- Air intake aluminum grill with straight profile
- Air intake suction duct
- Variable length duct
- Air flow aluminum grill with straight profile

Air flow aluminum grill with straight profile

Type		Code
Air intake aluminum grill with straight profile for HYDRO IN 200		3.029866
Air intake aluminum grill with straight profile for HYDRO IN 400		3.029867
Air intake aluminum grill with straight profile for HYDRO IN 600		3.029868
Air intake aluminum grill with straight profile for HYDRO IN 800		3.029869
Air intake aluminum grill with straight profile for HYDRO IN 1000		3.029870

Air intake suction duct

Air intake suction duct for HYDRO IN 200		3.029846
Air intake suction duct for HYDRO IN 400		3.029847
Air intake suction duct for HYDRO IN 600		3.029848
Air intake suction duct for HYDRO IN 800		3.029849
Air intake suction duct for HYDRO IN 1000		3.029850



Option kits for HYDRO IN

Kit for recessed installation in false ceiling with bottom air intake and horizontal throwing


Variable length air flow duct

Adjustable to adapt to the installation. Made of zinc-coated sheet and internally covered with insulation to avoid condensation.

Type		Code
Variable length air flow duct for HYDRO IN 200		3.029851
Variable length air flow duct for HYDRO IN 400		3.029852
Variable length air flow duct for HYDRO IN 600		3.029853
Variable length air flow duct for HYDRO IN 800		3.029854
Variable length air flow duct for HYDRO IN 1000		3.029855

Air flow aluminum grill with straight profile

In aluminum with double row of fins for adjusting both horizontal and vertical air flow.

Air flow aluminum grill with straight profile for HYDRO IN 200		3.029861
Air flow aluminum grill with straight profile for HYDRO IN 400		3.029862
Air flow aluminum grill with straight profile for HYDRO IN 600		3.029863
Air flow aluminum grill with straight profile for HYDRO IN 800		3.029864
Air flow aluminum grill with straight profile for HYDRO IN 1000		3.029865

Option kits for HYDRO IN

Kit for recessed installation in false ceiling with intake and airflow at the bottom

For this type of installation, in addition to the HYDRO IN, the following optional kits are required

- Air intake aluminum grill with curved profile
- Air intake suction duct
- 90° bended airflow duct
- Air flow aluminum grill with curved profile

Air intake aluminum grill with curved profile

In aluminum. The curved profile completely masks the interior providing more elegance to the application.

Type		Code
Air intake aluminum grill with curved profile for HYDRO IN 200		3.029871
Air intake aluminum grill with curved profile for HYDRO IN 400		3.029872
Air intake aluminum grill with curved profile for HYDRO IN 600		3.029873
Air intake aluminum grill with curved profile for HYDRO IN 800		3.029874
Air intake aluminum grill with curved profile for HYDRO IN 1000		3.029875

Air intake suction duct

Air intake suction duct for HYDRO IN 200		3.029846
Air intake suction duct for HYDRO IN 400		3.029847
Air intake suction duct for HYDRO IN 600		3.029848
Air intake suction duct for HYDRO IN 800		3.029849
Air intake suction duct for HYDRO IN 1000		3.029850



Option kits for HYDRO IN

Kit for recessed installation in false ceiling with intake and airflow at the bottom


90° bended airflow duct

Made of zinc-coated sheet and internally covered with insulation to avoid condensation. It allows to convey the air flow coming from the terminal, towards the nozzle placed at right angles to the air outlet.

Type		Code
90° bended duct for HYDRO IN 200		3.029856
90° bended duct for HYDRO IN 400		3.029857
90° bended duct for HYDRO IN 600		3.029858
90° bended duct for HYDRO IN 800		3.029859
90° bended duct for HYDRO IN 1000		3.029860

Air flow aluminum grill with curved profile

Made of aluminum. The geometry of the fins is designed to allow a comfortable flow of air.

Air flow aluminum grill with curved profile for HYDRO IN 200		3.029891
Air flow aluminum grill with curved profile for HYDRO IN 400		3.029892
Air flow aluminum grill with curved profile for HYDRO IN 600		3.029893
Air flow aluminum grill with curved profile for HYDRO IN 800		3.029894
Air flow aluminum grill with curved profile for HYDRO IN 1000		3.029895



THERMAL SOLAR SYSTEMS

PUMP-CIRCULATED SOLAR PACKS for domestic hot water

INOX SOL V2 CP4 XL flat-plate collector + INOXSTOR V2 and accessories	p. 84
INOX SOL LUX V2 CSV 14 vacuum collector + INOXSTOR V2 and accessories	p. 85
BASIC SOL V2 1 CP4 XL flat-plate collector and accessories	p. 86
BASIC SOL LUX V2 1 CSV 14 vacuum collector and accessories	p. 87

COMBINED PUMP-CIRCULATED SOLAR PACKS for heating and domestic hot water

DOMESTIC SOL V2 CP4 XL flat-plate collector + UB 550 V2 or 750 V2 and accessories	p. 88
DOMESTIC SOL LUX V2 CSV 14 vacuum collector + UB 550 V2 or 750 V2 and accessories	p. 89

ACCESSORIES for pump-circulated solar systems

Thermoregulation	p. 90
UB INOX 80, 120 and 200 V2 stainless steel storage tank unit	p. 91
UB INOX SOLAR 200 V2 stainless steel storage tank unit with built-in solar circuit	p. 92
INOXSTOR 200, 300 and 500 V2 stainless steel storage tank unit	p. 93
UB 1000, 1500 and 2000 V2 vitrified steel storage tank unit	p. 94
UB 300, 550 and 750 V2 combined storage tank unit	p. 95
Option kits for storage tank unit	p. 96
CP4 XL/M flat-plate collector	p. 97
CSV 14 vacuum collector	p. 97
Solar collector installation kits for CP4 XL/M and CSV 14	p. 98
Solar pump stations	p. 103
Solar valve kit	p. 103
Hydraulic accessories	p. 104

SOLAR PACKS WITH NATURAL CIRCULATION for domestic hot water

SOLARSMART	p. 106
NATURAL SOL V2	p. 107

ACCESSORIES for solar packs with natural circulation

p. 108

Indicative performance of solar packs for production of domestic hot water

The solar packs are presented with indications on the number of people who can be served on a level of the domestic hot water demand. These indications are provided referring to solar collectors facing south and installed at a 30° angle in Italy.

Indicative performance of combined solar packs

These solutions have variable performance based on the inclination and exposure of the solar collectors as well as the building energy demand and the type of heating elements.

The data supplied must be considered as general indications. Always refer to qualified technicians to design and implement the system, who will take care of the correct Dimensioning of the solar systems.





In recent years solar thermal systems have imposed themselves as one of the most widespread resources of renewable energy. The growing ecological awareness has stimulated Immergas to further improve the performance of its products by designing **innovative solutions for every type of living context**. With the solar thermal range, Immergas introduces system solutions to make it easier for designers and installers to offer efficient integrated systems, capable of providing high energy savings.

Depending on the building's more efficient solution, Immergas offers four types of packs:

- DOMESTIC SOL V2, complete combined pump-circulated packs, to integrate heating services and generate domestic hot water
- INOX SOL V2 and BASIC SOL V2, complete pump-circulated packs to generate domestic hot water with or without INOX storage tank included
- NATURAL SOL V2, 3 complete packs with natural circulation, to generate domestic hot water
- SOLARSMART, 4 complete compact packs (in two different colours) with natural circulation, to generate domestic hot water

INOX SOL V2

Solar pack with forced circulation with CP4 XL flat-plate collector and INOXSTOR V2 storage tank unit

INOX SOL V2 includes as per standard:

A. INOXSTOR V2 stainless steel storage tank unit for production of domestic hot water, insulated (efficiency class C) with stainless steel double coil including NTC probe for connection to Immergas boiler < 35 kW and brackets for installation of relative pump station. The following components can be mounted directly on the storage tank:

- **single low consumption pump station** with safety valve 6 bar and flow rate regulator (1-6 l/min) with relative connection kit
- **solar central unit** with temperature probes (storage tank unit and collector)

The use of this storage tank unit involves the installation of an appropriately sized DHW expansion vessel and safety valve, not included in the supply.

B. CP4 XL flat-plate collector complete with **aluminium support frame** for vertically installed collector

C. Expansion vessel with accessories

D. Complete hydraulic fittings for mounting the collector

E. 3/4" adjustable thermostatic mixing valve

F. Tank of 20 kg of premixed **glycole**

G. Brackets for slates and tiles for planar installation on sloped roofs with relative fixing accessories



The CP4 XL flat-plate collectors can also be installed horizontally; for instructions and additional kits see page 99.

Solar pack	Code	Number of collectors	Storage tank Capacity (litres)	Expansion vessel Capacity (litres)	Number of glycole tank	Number of brackets
INOX SOL 200 V2 Indicative solution* for units of up to 3 persons	3.027832	1	200	18	1	4
INOX SOL 300 V2 Indicative solution* for units from 4 to 8 persons	3.027834	2	300	18	1	6
INOX SOL 500 V2 Indicative solution* for family units/small businesses	3.027836	4	500	35	2	10

* see page 82



INOX SOL LUX V2

Solar pack with forced circulation with CSV 14 vacuum collector and INOXSTOR V2 storage tank unit

INOX SOL LUX V2 includes as per standard:

A. INOXSTOR V2 stainless steel storage tank unit for production of domestic hot water, insulated (efficiency class C) with stainless steel double coil including NTC probe for connection to Immergas boiler < 35 kW and brackets for installation of relative pump station. The following components can be mounted directly on the storage tank:

- **double low consumption pump station** with 6 bar safety valve flow rate regulator and air separating device with relative connection kit
- **solar central unit*** with temperature probes (storage tank unit and collector)

The use of this storage tank unit involves the installation of an appropriately sized DHW expansion vessel and safety valve, not included in the supply.

B. CSV 14 vacuum collector complete with **aluminium support frame** for vertically installed collector

C. Expansion vessel with accessories

D. Complete hydraulic fittings for mounting the collector

E. 3/4" adjustable thermostatic mixing valve

F. Tank of 20 kg of premixed **glycole**

G. Brackets for slates and tiles with relative vertical uprights for planar installation on sloped roofs with relative fixing accessories.



** Consult the website immergas.com or contact our Customer Service to perform fixing.*

Solar pack	Code	Number of collectors	Storage tank Capacity (litres)	Expansion vessel Capacity (litres)	Number of glycole tank	Number of brackets
INOX SOL 200 LUX V2 Indicative solution* for units from 3 to 4 persons	3.027833	1	200	35	1	4
INOX SOL 300 LUX V2 Indicative solution* for units from 5 to 9 persons	3.027835	2	300	35	1	6
INOX SOL 500 LUX V2 Indicative solution* for several family units/small businesses	3.027837	3	500	80	2	8

* see page 82



BASIC SOL V2

Solar pack with forced circulation with 1 CP4 XL flat-plate collector for coupling with HERCULES CONDENSING ErP boilers (models with built-in 120 litre storage tank)

BASIC SOL V2 includes as per standard:

- A. **1 CP4 XL flat-plate collector** complete with **1 aluminium support frame** for one vertically installed collector
- B. **Single low consumption pump station** with 6 bar safety valve and flow rate regulator (1-6 l/min) with relative connection kit
- C. **Solar central unit** with temperature probes (storage tank unit and collector)
- D. **18 litre expansion vessel** with accessories
- E. **Complete hydraulic fittings** for mounting the collector
- F. $\frac{3}{4}$ " adjustable thermostatic **mixing valve**
- G. **1 tank** of 20 kg of premixed **glycole**
- H. **4 brackets for slates and tiles** for planar installation on sloped roofs with relative fixing accessories

BASIC SOL V2 + HERCULES CONDENSING ErP are the solution that integrate:

- **boiler**
- **storage tank** (use the optional solar collector coupling kit code 3.019998 not supplied in the pack)
- **solar heating system**
- **heating system area distribution** improving aesthetics and reducing technical clearance inside the home

The CP4 XL flat-plate collectors can also be installed horizontally; for instructions and additional kits see page 99.



Solar pack	Code
BASIC SOL V2 Indicative solution* for units from 2 to 3 persons	3.025641

* see page 82



BASIC SOL LUX V2

Solar pack with forced circulation with 1 CSV 14 vacuum collector for coupling with HERCULES CONDENSING ErP boilers (models with built-in 120 litre storage tank)

BASIC SOL LUX V2 includes as per standard:

- A. **1 CSV 14 vacuum collector** complete with **1 aluminium support frame** for one vertically installed collector
- B. **Double low consumption pump station** with 6 bar safety valve, flow rate regulator (1-6 l/min) and air separating device with relative connection kit
- C. **Solar central unit** with temperature probes (storage tank unit and collector)
- D. **35 litre expansion vessel** with accessories
- E. **Complete hydraulic fittings** for mounting the collector
- F. $\frac{3}{4}$ " adjustable thermostatic **mixing valve**
- G. **1 tank** of 20 kg of premixed **glycole**
- H. **4 brackets for slates and tiles** with relative vertical uprights for level installation on sloped roofs with relative fixing accessories

BASIC SOL LUX V2 + HERCULES CONDENSING ErP

are the solution that integrate:

- **boiler**
- **storage tank** (use the optional solar collector coupling kit code 3.019998 not supplied in the pack)
- **solar heating system**
- **heating system area distribution** improving aesthetics and reducing technical clearance inside the home



Solar pack	Code
BASIC SOL LUX V2 Indicative solution* for units of up to 3 persons	3.025642

* see page 82




DOMESTIC SOL V2

Combined pump-circulated solar pack with CP4 XL flat-plate collectors and storage tank unit

DOMESTIC SOL V2 includes as per standard:

- A. Combined storage tank unit**, insulated, for heating integration with a 28.5 litre immersed stainless steel coil for production of domestic hot water and solar integration coil. Supplied with connections for boiler and auxiliary heat generator (for example AUDAX heat pump), the storage tank unit is integrated by the following components:
- **double low consumption pump station** with 6 bar safety valve flow rate regulator (2-12 l/min) and air separating device with relative connection kit
 - **PRO Solar central unit with** four temperature probes (storage tank unit and collector)
 - **NTC probe** for Immergas boiler connection < 35 kW
- B. CP4 XL flat-plate collectors** complete with **aluminium support frames** for vertically installed collectors
- C. 80 litre expansion vessel** with accessories
- D. Complete hydraulic fittings** for mounting the collectors
- E. 3/4" adjustable thermostatic mixing valve**
- F. 2 tanks** of 20 kg of premixed **glycole**
- G. Brackets for slates and tiles** for planar installation on sloped roofs with relative fixing accessories



The CP4 XL flat-plate collectors can also be installed horizontally; for instructions and additional kits see page 99.

Solar pack	Code	Number of collectors	Combined storage tank unit Capacity (litres)	Expansion vessel Capacity (litres)	Number of glycole tank	Number of brackets
DOMESTIC SOL 550 V2 Solution* for single-family houses	3.027838	4	550	80	2	10
DOMESTIC SOL 750 V2 Solution* for single-family houses	3.027840	5	750	80	2	12

* see page 82



DOMESTIC SOL LUX V2

Combined pump-circulated solar pack with CSV 14 vacuum collectors and storage tank unit

DOMESTIC SOL LUX V2 includes as per standard:

- A. **Combined storage tank unit**, insulated, for heating integration with a 28.5 litre immersed stainless steel coil for production of domestic hot water and solar integration coil. Supplied with connections for boiler and auxiliary heat generator (for example AUDAX heat pump), the storage tank unit is integrated by the following components:
 - **double low consumption pump station** with 6 bar safety valve flow rate regulator (2-12 l/min) and air separating device with relative connection kit
 - **PRO Solar central unit** with four temperature probes (storage tank unit and collector)
 - **NTC probe** for Immergas boiler connection < 35 kW
- B. **CSV 14 vacuum collectors** complete with **aluminium support frames** for vertically installed collectors
- C. **80 litre expansion vessel** with accessories
- D. **Complete hydraulic fittings** for mounting the collectors
- E. $\frac{3}{4}$ " adjustable thermostatic **mixing valve**
- F. **2 tanks** of 20 kg of premixed **glycole**
- G. **Brackets for slates and tiles** with relative vertical uprights for planar installation on sloped roofs with relative fixing accessories






Solar pack	Code	Number of collectors	Combined storage tank unit Capacity (litres)	Expansion vessel Capacity (litres)	Number of glycole tank	Number of brackets
DOMESTIC SOL 550 LUX V2 Solution* for single-family houses	3.027839	3	550	80	2	8
DOMESTIC SOL 750 LUX V2 Solution* for single-family houses	3.027841	4	750	80	2	10

* see page 82



Thermoregulation for thermal solar systems

Type		Code
<p>Solar central unit thanks to the probe supplied as per standard, it controls the circulation pump based on the real availability of solar energy and the temperature of the solar storage tank. Installable on wall or into electric panel or into UB INOX 120-200 V2.</p>	 <p>Dimensions (H x W x D) mm 173 x 110 x 47</p>	3.019097
<p>PRO solar central unit advanced central unit, capable of managing special systems (such as two sets of collectors on double-pitched roofs, heating systems integration, heating integration for swimming pools etc.). Supplied as per standard with four probes, to be able to control two different Δt based on the type of system required.</p>		3.019519
<p>Storage tank NTC probe kit for storage tank for coupling boilers <35 kW with commercial storage tank unit or to be used to manage the solar system coupled to thermal plants using the system controller code 3.021522. Provided as per standard on all storage tank units in the catalogue except UB 550/750 V2.</p>		3.019375
<p>Solar collector temperature probe kit for UB INOX SOLAR 200 V2 as per standard with these products.</p>		1.028812
<p>Solar collector temperature probe kit to be used to manage the solar system coupled to thermal plants using the cascade and zone regulator code 3.015244 or system controller code 3.021522.</p>		3.019374
<p>Storage tank unit temperature probe kit to be used to control the storage tank unit temperature coupled to thermal plants using the cascade and zone regulator code 3.015244.</p>		3.015268
<p>Solar probe kit to be used with all VICTRIX models and MAIOR EOLO in case of pre-heating of inlet DHW by storage tank and solar thermal solution.</p>		3.021452

UB INOX 80, 120, 200 V2

Stainless steel storage tank units for DHW

Individual solar components

The UB INOX storage tank unit range is made of stainless steel, ideal for containing domestic hot water, with upper inspection flange. Casing painted in RAL 9010.

The UB INOX storage tank units are equipped with:

- **2 extractable, stainless steel double concentric coil water/water heat exchangers** (1 for UB INOX 80 V2 model)
- **8 bar safety valve and 8 litre domestic hot water expansion vessel** with 2.5 bar preload
- **2 probe-supports and NTC probe** for Immergas boiler connection < 35 kW
- **storage tank draining valve**
- **thermometer and thermometer probe**
- **magnesium anode**
- **Pre-arranged to electronic anode (see page xx)**
- **50 mm soft upper, lower and frontal insulation, 50 mm stiff perimeter insulation**
- **connection to solar collectors with optional kits** for UB INOX 120 V2 and 200 V2 models (see page 96)
- **set up for insertion of solar central unit** for UB INOX 120 V2 and 200 V2 (see page 90)



Model	Code	Capacity (litres)	Efficiency class	Dimensions (mm) H x W x D
UB INOX 80 V2	3.027817	83,9	C	850 x 550 x 550
UB INOX 120 V2	3.027818	128,0	C	850 x 650 x 650
UB INOX 200 V2	3.027819	199,0	C	1250 x 650 x 650



UB INOX SOLAR 200 V2

Stainless steel storage tank units for DHW with built-in solar circuit

Individual solar components

The UB INOX SOLAR 200 V2 storage tank unit (code 3.027820) is an integrated solution consisting in a 200 litre stainless steel storage tank unit for production of domestic hot water, inspection flange and built-in solar circuit. Casing painted in RAL 9010. Ideal for installing systems with limited space. It is equipped with:

- **2 extractable stainless steel double concentric coil water/water heat exchangers**
- **NTC probe** for Immergas boiler connection < 35 kW
- **1-6 l/min single solar low consumption pump station**
- **18 litre solar expansion vessel**
- **12 litre domestic hot water expansion vessel**
- **8 bar domestic hot water safety valve**
- **6 bar solar circuit safety valve**
- **¾" thermostatic mixing valve**
- **solar central unit integrated in storage tank control panel** with relative temperature probes
- **magnesium anode**
- **Pre-arranged to electronic anode (see page 96)**
- **50 mm soft upper, lower and frontal insulation, 50 mm stiff perimeter insulation**
- **solar circuit water pressure gauge**



Model	Code	Capacity (litres)	Efficiency class	Dimensions (mm) H x W x D
UB INOX SOLAR 200 V2	3.027820	199,0	C	1250 x 650 x 750



INOXSTOR 200, 300, 500 V2

Stainless steel storage tank units for DHW

Individual solar components

The range of new INOXSTOR stainless steel solar storage tanks, is ideal to contain domestic hot water with an inspection flange at the lower part.

The storage tanks are equipped with:

- **2 stainless steel coils water/water heat exchangers**
- **2 probe-supports and NTC probe** for Immergas boiler connection < 35 kW
- **thermometer**
- **double magnesium anode**
- **suitable flexible insulation which can be disassembled** (6 cm thick on INOXSTOR 200 - 300 V2 and 8 cm thick on INOXSTOR 500 V2)
- **pre-arranged to fix pump station to the body of the storage tank**
- pre-arranged to double electronic anode (optional) code 3.025003

The use of this storage tank unit involves the installation of an appropriately sized DHW expansion vessel and safety valve, not included in the supply.



Model	Code	Capacity (litres)	Efficiency class	Dimensions (mm)		Material
				Height	External diameter	
INOXSTOR 200 V2	3.027746	202,6	C	1325	620	Stainless steel
INOXSTOR 300 V2	3.027747	279,0	C	1715	620	Stainless steel
INOXSTOR 500 V2	3.027748	480,3	C	1735	810	Stainless steel



UB 1000, 1500, 2000 V2

Vitrified steel storage tank units for DHW

Individual solar components

The vitrified steel storage tank units are characterised by an internal glazed enamel treatment (also called vitrification) that makes the product highly resistant to water and steam as well as protecting it from corrosion, thus guaranteeing the inalterability of the chemicalphysical features of the domestic hot water. They are the ideal solution for centralised systems. The vitrified steel storage tank units **have an inspection flange** in the lower part and are equipped with:

- **2 coil water/water heat exchangers**
- **2 probe-supports and NTC probe** for Immergas boiler connection < 35 kW
- **thermometer and thermometer probe**
- **magnesium anode** (2 for UB 2000 V2)
- **UB 1000 V2 and UB 1500 V2 pre arranged for electrical resistance** (see page 82)
- **polyurethane (PU) rigid insulation thick 70 mm** on UB 1000 V2, thick 100 mm on UB 1500 V2 (which can be disassembled in case of necessity)
- **polyurethane (PU) flexible insulation thick 100 mm** on UB 2000 V2 (which can be disassembled in case of necessity)

The use of this storage tank unit involves the installation of an appropriately sized DHW expansion vessel and safety valve, not included in the supply.



Model	Code	Capacity (litres)	Dimensions (mm)		Material
			Height	External diameter	
UB 1000 V2	3.027815	888,5	2210	950	Vitrified steel
UB 1500 V2	3.027816	1388,0	2250	1200	Vitrified steel
UB 2000 V2	3.025605	2032,0	2570	1300	Vitrified steel



UB 300, 550 e 750 V2

Combined storage tank units

Individual solar components

The combined storage tank units for heating and domestic hot water integration consists in a storage tank suitable to contain primary heating circuit water. They are specifically intended to be used in single-family homes.

They are equipped with:

- **stainless steel water/water heat exchanger**, for the production of domestic hot water, which passes through the entire height of the storage tank for an overall capacity of 28.5 litres
- **water/water heat exchanger** for storage thermal integration
- **connections for boiler**
- **connections for auxiliary heat generator** (for example AUDAX heat pumps and LUXOR pellet boilers)
- **pre-arranged to fix double pump station to the body of the storage tank**
- **pre arranged for electrical resistance** (see page 96)
- **polyurethane (PU) rigid insulation thick 70 mm** (which can be disassembled in case of necessity)





Model	Code	Capacity (litres)	Energy efficiency class	Dimensions (mm)	
				Height	External diameter
UB 300 V2	3.028480	295,0	C*	1450	710
UB 550 V2	3.027813	553,0	-	1930	810
UB 750 V2	3.027814	733,0	-	1770	950

* Energy efficiency class provided only for storage tank units up to 500 litres (Reg. 812/2013).



Option kits for storage tank unit

Type		Code
Doble electronic anode kit for INOXSTOR 200/300/500 V2		3.025003
Double electronic anode kit for UB INOX 200 V2 and UB INOX SOLAR 200 V2 NEW		3.029643
Electronic anode kit for UB INOX 80 V2 and UB INOX 120 V2 NEW		3.030694
Additional 2 kW electric resistance kit for INOXSTOR 200/300/500 V2 and UB 550/750 V2 Power supply 230 or 400 Vac.		3.020861
Additional 5 kW electric resistance kit for UB 1000/1500 V2 and UB 750 V2 Power supply 230 or 400 Vac.		3.020862
Solar collector connection kit for UB INOX 200 V2		3.022195
Solar collector connection kit for UB INOX 120 V2		3.022197
Connection kit for 2 UB INOX 120 V2 or 2 UB INOX 200 V2 in parallel		3.022212
Solar collector connection kit for 2 UB INOX 120 V2 or 2 UB INOX 200 V2 in parallel		3.022196
UB INOX 80 V2 recirculation pipe kit		3.022198
UB INOX 120 V2 recirculation pipe kit		3.022199
UB INOX 200/200 SOLAR V2 recirculation pipe kit		3.022200
2 UB INOX 120 V2 or 2 UB INOX 200 V2 in parallel recirculation pipe kit		3.022201

CP4 XL/M flat-plate collector

Individual solar components

The **CP4 XL/M flat-plate collector** are characterised by:

- **SOLAR KEYMARK certification** and conformity with **EN 12975**
- **can be installed either vertically or horizontally**
- **special hardened glass** (4 mm thick) with low iron content for high solar transmission
- **optimum handling** thanks to its contained weight
- **high resistance** to atmospheric conditions and heat stress
- **insulation** using mineral wool (32 mm thick)
- **reversibility of connections and less head losses**
- **4 connections with "smooth" pipe, without fittings**
- **possibility of connecting up to 6 collectors in series**



Model	Dimensions (H x W x D) mm	Collector weight (empty) kg
CP4 XL	2151 x 1198 x 84	47,0
CP4 M	1731 x 1198 x 84	37,1

Model	Code	Gross surface/ Solar absorption area (m ²)	Optical efficiency (according to EN 12975)	Stagnation maximum temperature (dry) °C
CP4 XL flat-plate collector	3.022664	2,52/2,31	0,759	234
CP4 M flat-plate collector	3.022876	2,03/1,84	0,759	234

CSV 14 vacuum collector

Individual solar components

The **CSV 14 vacuum collector** is characterised by:

- **Large absorption surface** (2,33 m²)
- **SOLAR KEYMARK certification** and conformity with **EN 12975**
- **high energy yield the whole year round** thanks to special parabolic concentrator mirror
- **CPC14 type and ideal heat insulation using glass vacuum tubes**
- **easy replacement of individual tube** without having to empty the system
- **reversibility of connections**
- **2 connections on opposite sides with 3/4" M-F threaded fittings**
- **can only be installed vertically**
- **possibility of connecting up to 6 collectors in series**



Dimensions (H x W x D) mm	Collector weight (empty) kg
1647 x 1616 x 107	42,0

Model	Code	Gross surface/ Solar absorption area (m ²)	Optical efficiency (according to EN 12975)	Stagnation maximum temperature (dry) °C
CSV 14 vacuum collector	3.022694	2,57/2,33	0,588	272



Option kits for thermal solar systems

Solar collector installation kits for CP4 XL/M and CSV 14

There are different assembly solutions for installation of new solar collectors based on the type of covering or the positioning of the collectors themselves (vertically or horizontally). The following pages illustrate all the components available in the catalogue based on positioning and type of collector.

The list below provides the configurations available based on the installation kits provided in the catalogue.

NB: All solar packs with forced circulation are provided with frame, fitting and fixing kits for vertical installation only on sloped roofs above tiles.

CP4 XL/M flat-plate collectors

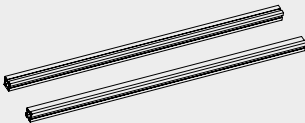
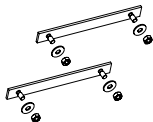
- **Kit for installation on tiles** see page 99
- **Kit for free standing installation** see page 99
- **Kit for recessed installation with outflow under the collector** see page 100
- **Kit for recessed installation with outflow over the collector** see page 100
- **Fixing systems for CP4 XL/M flat-plate collectors** see page 101
- **Hydraulic connections for CP4 XL/M flat-plate collectors** see page 101

CSV 14 vacuum collectors

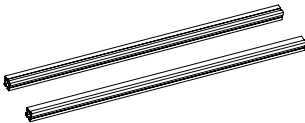
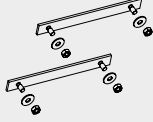
- **Kit for vertical installation on tiles** see page 102
- **Kit for free - standing vertical installation** see page 102
- **Kit for vertical recessed installation** see page 102
- **Fixing systems for CSV 14 vacuum collectors** see page 102
- **Hydraulic connections for CSV 14 vacuum collectors** see page 102

Option kits for thermal solar systems

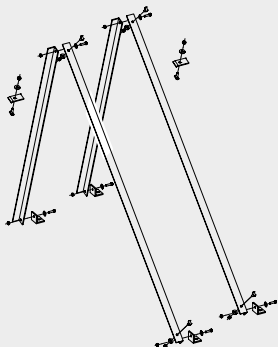
Kit for vertical installation on tiles CP4 XL/M flat-plate collectors

Type		Code
Frame on tiles kit for 1 vertical CP4 XL/M flat-plate collector.		3.022670
Frame on tiles kit for 2 vertical CP4 XL/M flat-plate collectors.		3.022671
Frame connection kit for additional CP4 XL/M flat-plate collector.		3.022681

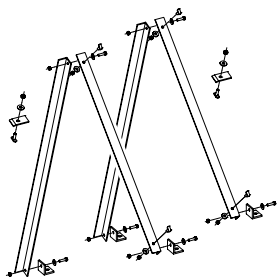
Kit for horizontal installation on tiles CP4 XL/M flat-plate collectors

Frame on tiles kit for 1 horizontal CP4 XL/M flat-plate collector.		3.022749
Frame connection kit for additional CP4 XL/M flat-plate collector.		3.022681

Kit for free-standing vertical installation CP4 XL/M flat-plate collectors

Basic free-standing 45° installation kit for 1 vertical CP4 XL/M flat-plate collector.		3.022674
Free-standing 45° installation extension kit for vertical CP4 XL/M flat-plate collector.		3.022677

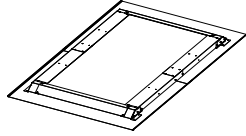
Kit for free-standing horizontal installation CP4 XL/M flat-plate collectors

Free-standing 45° installation kit for 1 flat-plate collector.		3.022750
--	--	----------



Option kits for thermal solar systems

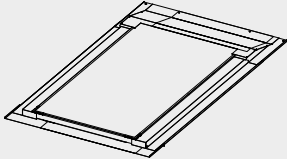
Kit for vertical recessed installation CP4 XL/M flat-plate collectors with outflow under the collector

Type		Code
Recessed kit for 1 flat-plate collector.		3.022213
Recessed frame extension kit for CP4 XL/M flat-plate collector.		3.023028

Kit for universal recessed installation (vertically or horizontally) CP4 XL/M flat-plate collectors with outflow under the collector

Universal recessed kit for 1 flat-plate collector.		3.025469
Universal recessed frame extension kit for CP4 XL/M flat-plate collector.		3.025477

Kit for vertical recessed installation CP4 XL/M flat-plate collectors with outflow over the collector

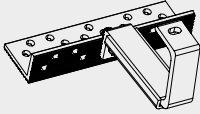
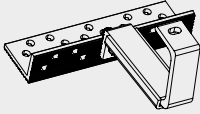
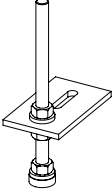
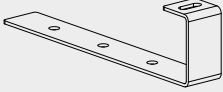
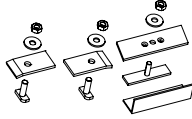
Recessed kit with outflow over the frame for 1 vertical flat collector CP4 XL.		3.027735
Recessed kit with outflow over the frame for 1 vertical flat collector CP4 M.		3.027768
Recessed extension kit with outflow over the frame for additional CP4 XL/M flat plate collector.		3.027736

Kit for horizontal recessed installation CP4 XL/M flat-plate collectors with outflow over the collector

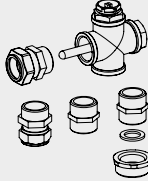
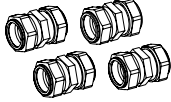
Recessed kit with outflow over the frame for 1 horizontal flat-plate collector CP4 XL/M.		3.027769
Recessed extension kit with outflow frame for additional CP4 XL/M flat-plate collector.		3.027849

Option kits for thermal solar systems

Fixing systems for CP4 XL/M flat-plate collectors

Type		Code
4 brackets kit for slates/tiles for CP4 XL/M flat-plate collector. This kit is standard in all Solar packets.		3.022678
2 brackets kit for slates/tiles for CP4 XL/M flat-plate collector.		3.022680
4 brackets kit for slates/tiles to be drilled for CP4 XL/M flat-plate collector*.		3.019105
4 "L" shaped brackets kit for slates/tiles on smooth roofs for CP4 XL/M flat-plate collector*.		3.022776
Fixing elements kit for CP4 XL/M flat-plate collector this kit must always be added when using the kits code 3.019105 and code 3.022776.		3.022922

Hydraulic connections for CP4 XL/M flat-plate collectors

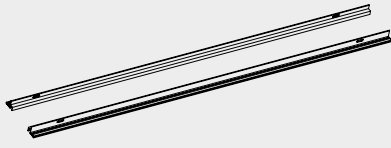

Connection kit for 1 vertical CP4 XL/M flat-plate collector.		3.022797
Connection kit for additional vertical CP4 XL/M flat-plate collector.		3.019085
Air Vent kit and fitting for Ø 22 mm pipe for horizontal CP4 XL/M flat-plate collector.		3.022849
2 plug kit for CP4 XL/M flat-plate collector.		3.020364
2 reduced plugs kit for multiple recessed installation of CP4 XL/M flat-plate collector in horizontal and connected to separate plants.		3.026082
Connection extendible kit for horizontal short side CP4 XL/M flat-plate collector.		3.025693
Connection extendible kit for horizontal long side CP4 XL/M flat-plate collector.		3.026073

* Add the fixing element kit code 3.022922 if you are installing a complete solar pack

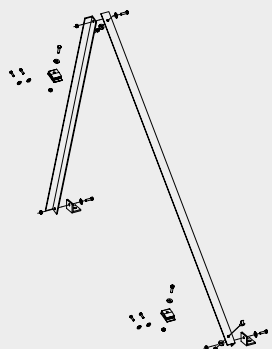


Option kits for thermal solar systems

Kit for vertical installation on tiles CSV 14 vacuum collectors

Type		Code
Frame on tiles kit for 1 vertical CSV 14 vacuum collector.		3.022701
Frame connection kit for additional CSV 14 vacuum collector.		3.022735

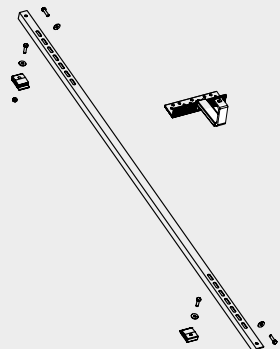
Kit for free - standing vertical installation CSV 14 vacuum collectors

Free-standing 45° installation kit for 1 vertical CSV 14 vacuum collector.		3.022733
--	---	----------

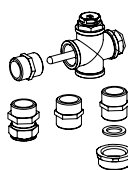
Kit for vertical recessed installation CSV 14 vacuum collectors

Recessed kit for 1 vacuum collector.		3.022215
--------------------------------------	--	----------

Fixing systems for CSV 14 vacuum collectors

2 brackets kit for slates/tiles for CSV 14 vacuum collector.		3.022700
--	--	----------

Hydraulic connections for CSV 14 vacuum collectors

Connection kit for 1 CSV 14 vacuum collector.		3.022796
---	--	----------

Option kits for thermal solar systems

Solar pump stations

These units can be installed on the INOXSTOR 200-300-500 V2 storage tank units (see page 93) and UB 300-550-750 V2 (see page 95).

The kit includes:

- low consumption circulation pump
- 6 bar safety valve
- 0-10 bar pressure gauge
- one-way ball valve, thermometer and connection to the safety unit
- flow rate regulated
- attachment for expansion vessel
- filling valve
- draining valve
- insulation
- 1" hydraulic connections
- 230 V ~ power supply voltage



Model	Code
Single solar pump station ErP with 1-6 l/min flow rate	3.025662
Single solar pump station ErP with 2-12 l/min flow rate	3.025663
Double solar pump station ErP with 1-6 l/min flow rate	3.025664
Double solar pump station with 2-12 l/min flow rate	3.025665
Double solar pump station ErP with 8-28 l/min flow rate	3.025666

Nut kit for steel pipe*

Model	Code
1" nut kit for DN 20 steel pipe	3.021009
1" nut kit for DN 16 steel pipe	3.019981

**for connection to solar pump stations*

This kit is not necessary when you use code 3.019125 and 3.020354 (see page 104).

Solar valve kit

This kit is particularly interesting in all installations where, due to the design, there is the need to couple an instantaneous, boiler downstream from the solar heating system, therefore feeding the boiler cold water inlet with pre-heated water from the solar collectors.

The most interesting solutions are:







- **Application on semi-centralised condominium systems** where the solar system is centralised for the production of domestic hot water, while every housing has an autonomous instantaneous boiler for room heating and integration of domestic hot water
- **Application of solar systems with storage tank with instantaneous boiler**






Model	Code
Solar valve kit for instantaneous wall-hung boilers	3.018911



Option kits for thermal solar systems

Type		Code
¾" thermostatic mixing valve kit 42 °C - 60 °C adjustment range and maximum inlet temperature of 90 °C.		3.019099
1"½ thermostatic mixing valve kit 42 °C - 60 °C adjustment range and maximum inlet temperature of 85 °C.		3.020322
18 litres expansion vessel kit Including metal clamp and wall fixing bracket.	 <i>18 litre expansion vessel</i>	3.019131
24 litres expansion vessel kit Including metal clamp and wall fixing bracket.		3.019138
35 litres expansion vessel kit Including wall fixing bracket.		3.019135
80 litres expansion vessel kit With support for placing on the floor.		3.019139
Automatic valve kit for expansion vessel (as standard for all packs).		3.023005
Solar collector connection kit for HERCULES ErP Condensing (models with built-in 120 litre storage tank). It must be used coupled with the typical BASIC SOL V2 and BASIC SOL LUX V2 packs.		3.019998
Ø 18 copper pipe connection kit for collectors		3.019089
DN 16 steel pipe connection kit for collectors		3.019125
DN 20 steel pipe connection kit for collectors		3.020354

Option kits for thermal solar systems

Type		Code
3/4" nut kit for DN 16 steel pipe* For connection to solar collectors		1.027255
1" nipples kit for stainless steel pipes DN20		3.021008
3/4" nipples kit for stainless steel pipes DN16		3.020300
Tank of glycole (20 l) for CP4 XL/M flat-plate collectors Already mixed and ready to use. Antifreeze protection up to - 25 °C.		3.028517
Tank of glycole (20 l) for CSV 14 vacuum collectors Already mixed and ready to use. Antifreeze protection up to - 25 °C.		3.028518
Cover for CP4 M flat-plate collector		1.028522
Cover for CP4 XL flat-plate collector		1.033271
Cover for CSV 14 vacuum collector		1.033273
System filling pump station		3.018742
DHW priority 3-way valve kit for DOMESTIC SOL V2		3.020633
Return temperature increase 3-way valve kit for DOMESTIC SOL V2		3.020632



SOLARSMART

Solar pack with natural circulation with flat-plate collector and integrated storage tank unit

SOLARSMART includes as per standard:

- horizontal installation solution
- PVC aesthetic frame (lightness, impact and UV rays resistance)
- integrated storage tank unit consisting of stainless steel cylinders
- Solar collection area in alveolar polycarbonate (unbreakable, light, no condensation effect and reduced losses)
- 5 bar safety valve (DHW circuit)
- fixing system for sloped roofs (on roof) and free-standing installation on flat roofs or on the ground*
- PVC collector cover



* The installation requires a structural calculation that considers the place of installation and static equilibrium of the system respect to action of wind and atmospheric agents.

A supplementary DHW expansion vessel could be necessary

The screws for fixing the supports to the roof (both flat roof and sloped roof) it is not provided. It is recommended to check the need to install the pressure reducer kit according to the network pressure..

Solar pack	Code	Colours	Number of collectors	Collectors area (m ²)	Storage tank (litres)
SOLARSMART 110 R Indicative solution* for units of up to 1-2 persons	3.029660	roof tile	1	1,52	105
SOLARSMART 110 Indicative solution* for units of up to 1-2 persons	3.029661	white	1	1,52	105
SOLARSMART 150 R Indicative solution* for units of up to 2-3 persons	3.029662	roof tile	1	1,93	140
SOLARSMART 150 Indicative solution* for units of up to 2-3 persons	3.029663	white	1	1,93	140
SOLARSMART 220 R Indicative solution* for units of up to 4-5 persons	3.029664	roof tile	1	2,77	210
SOLARSMART 220 Indicative solution* for units of up to 4-5 persons	3.029665	white	1	2,77	210
SOLARSMART 260 R Indicative solution* for units of up to 5-6 persons	3.029666	roof tile	1	3,18	245
SOLARSMART 260 Indicative solution* for units of up to 5-6 persons	3.029667	white	1	3,18	245

* See page 82.



NATURAL SOL V2

Solar pack with natural circulation with flat-plate collector and external storage tank unit

NATURAL SOL V2 includes as per standard:

- flat-plate collector
- storage tank unit - double walled, insulated, vitrified steel - with two magnesium anodes
- 3 bar safety valve (solar circuit)
- 6 bar safety valve (DHW circuit)
- integrative 1,5 kW electric resistance (ideal to guarantee the anti-freeze function)
- fixing system for sloped roofs (on roof) and free-standing installation* on flat roofs or on the ground
- bottles of glycole (to be mixed with water; water content in solar circuit equal to 10 litres)
- insulated pipes for collector-storage tank connection
- hydraulic fittings and screws for assembly

* The installation requires a structural calculation that considers the place of installation and static equilibrium of the system respect to action of wind and atmospheric agents.
A supplementary DHW expansion vessel could be necessary.








Solar pack	Code	Number of collectors	Storage tank capacity (litres)	Number of glycole tank
NATURAL SOL 150 V2 Indicative solution* for units of up to 3 persons	3.028431	1	152	2
NATURAL SOL 200 V2 Indicative solution* for units of up to 3-4 persons	3.028432	1	198	2
NATURAL SOL 280 V2 Indicative solution* for units of up to 6 persons	3.028433	2	282	3








* see page 82



Option kits for thermal solar systems

Type		Code
<p>Safety and one-way unit kit Connection 3/4". Including safety and exhaust valves with 4,5 ± 0,5 bar setting; check valve; cutoff cock and drain trap. For SOLARSMART.</p>		3.029918
<p>Pressure reducer kit Connection 3/4". 3 bar setting. For SOLARSMART.</p>		3.029919
<p>Antifreeze electric heater 300 W (for external temperatures from 0 °C to -13 °C). For SOLARSMART.</p>		3.029920
<p>Integration electric heater 1 kW Recommended when SOLARSMART is directly connected to user. For SOLARSMART.</p>		3.029921
<p>Integration electric heater 2 kW Recommended when SOLARSMART is directly connected to user. For SOLARSMART.</p>		3.029922

Option kits for thermal solar systems

Type		Code
Solar valve kit for instantaneous wall-hung boilers*		3.018911
3/4" thermostatic mixing valve kit		3.019099
Pressure - temperature safety valve kit For NATURAL SOL V2.		3.020342
Electronic anode kit For NATURAL SOL V2.		3.020344
Glycole (1 litre bottle) For NATURAL SOL V2.		1.028473
By-pass kit For NATURAL SOL V2.		3.022453
4 brackets kit for slates/tiles to fix directly on roof. For NATURAL SOL V2.		3.019236

* In some models, functioning of the burner and boiler pump can be deactivated when a temperature close to the set temperature is detected. Therefore it is possible to avoid using the solar valve kit by installing a thermostatic mixing valve upstream the boiler. For further information contact our Customer Service.



PELLET BOILERS

WITH-IN PELLET TANK

LUXOR V2 floor standing compact for technical place **NEW** p. 112

Accessories: thermoregulation and option kits p. 113





The new range of pellet boilers LUXOR V2 joins the renewable product range Immergas. The use of pellet as energy source for heating and DHW production is an excellent opportunity to take advantage of renewable energy source.

LUXOR V2 is ideal for domestic solutions where a technical place or boiler room is sufficient for installation and ordinary maintenance of the appliance by the user.

LUXOR V2 **NEW**

Floor standing compact for technical place

- **New electronic with advantages in terms of application schemes**
- **DHW priority management with 3 way valve control**
- New control panel with backlit **LCD display**
- **Low power consumption pump** as standard
- **Ceramic electric heater** for a quick ignition
- Built-in pellet tank with feeding screw and capacity from 46 to 80 kg
- Control panel installable, according to needs, on lateral sides, either on the right or on the left
- Energy classification: **class 5** (according to EN 303-5)
- Safety valve (2,5 bar) and expansion vessel (8 litres) as standard
- Brazier with cast iron crucible, removable for cleaning purposes
- Practical drawer for ash extraction under the crucible
- Practical mechanical removal system of unburned residues from the exchanger flue pipes
- Insulated door with material vermiculite-based with double covering and magnetic closing
- Suitable for installation in boiler room or technical place
- Puffer probes (n. 2) as standard
- Power supply socket and switch
- Hydraulic connection 3/4" delivery/return
- Only for indoor installation
- **Protection index IPX5D**



Model	Dimensions (H x W x D) mm	Empty appliance weight kg
16 V2	1080 x 560 x 710	158
20 V2	1242 x 630 x 799	240
24 V2	1242 x 630 x 799	241
28 V2	1366 x 690 x 880	290
33 V2	1366 x 690 x 880	292

Model	Code	Heat output (max-min) kW	Efficiency at maxim power	Pellet tank capacity kg/litres
LUXOR 16 V2	3.030388	13,8 - 4,1	91,2%	46 - 70
LUXOR 20 V2	3.030389	17,5 - 5,2	92,1%	60 - 92
LUXOR 24 V2	3.030390	21 - 6,3	91,1%	60 - 92
LUXOR 28 V2	3.030391	25 - 6,3	92,2%	80 - 123
LUXOR 33 V2	3.030392	29 - 6,3	92,1%	80 - 123








Accessories LUXOR

Thermoregulation

Type		Code
CRONO 7 (weekly digital chronothermostat)	 Dimensions (H x W x D) mm 103 x 142 x 31	3.021622
CRONO 7 WIRELESS (wireless weekly digital chronothermostat)	 Dimensions (H x W x D) mm 103 x 142 x 31  Dimensions (H x W x D) mm 82 x 105 x 26	3.021624

Option kits

Anti condensation mixing valve kit		3.028491
Level sensor kit		3.028493
Draught adjuster kit - Recommended for chimneys with long paths (over 10 meters)		3.028488
Pellet tank with feeding screw capacity 500 l - 320 kg	Dimensions (H x W x D) mm 1520 x 962 x 962	3.028486
Pellet tank with feeding screw capacity 350 l - 225 kg	Dimensions (H x W x D) mm 1520 x 566 x 962	3.028487
Pellet charger control unit		3.028492
UB 300 V2 Combined storage tank units for heating integration and domestic hot water production (see page 95)		3.028480
UB 550 V2 Combined storage tank units for heating integration and domestic hot water production (see page 95).		3.027813
UB 750 V2 Combined storage tank units for heating integration and domestic hot water production (see page 95)		3.027814



LIGHT COMMERCIAL

WALL-HUNG MODULAR CONDENSING BOILERS

VICTRIX PRO ErP wall-hung modular condensing boiler	p. 116
Thermoregulation	p. 117
Flue systems	p. 119
Option kits	p. 124

FLOOR-STANDING MODULAR CONDENSING BOILERS

ARES PRO floor-standing with high content of water	p. 128
Thermoregulation	p. 129
Option kits	p. 129

FLOOR-STANDING MODULAR MULTI-BURNER CONDENSING BOILERS

ARES TEC ErP floor-standing modular multi-burner condensing boiler	p. 130
Thermoregulation	p. 131
Flue systems	p. 131
Option kits	p. 132





Light commercial gas boilers range is dedicated to centralized plants, both when they are built as new or replaced. The range can satisfy powers up to 7.000 kW.

All models are featured by:

- high performance and low power consumption thanks to condensing technology
- low emissions
- single/modular operation
- low consumption pump
- wide modulation range
- natural gas or LPG operation





VICTRIX PRO ErP


Wall-hung modular condensing boiler for heating only

- Wide range (6 models)
- High efficiency and low pollutant emissions thanks to condensing technology
- Low consumption pump
- Modulating heat output from 10 to 100%
- Possible indoor or outdoor installation (thanks to special supporting frame)
- Double NTC probe for optimum temperature control
- Electronic control board microprocessor driven
- Electronic ignition and modulation
- Possibility of installation in cascade (up to 8 appliances)
- Hydraulic options and flue systems for cascade installations (up to 5 appliances)
- Possibility to connect a separate storage tank unit
- Standard frost protection up to -5 °C



VICTRIX PRO 35 2 ErP  A

VICTRIX PRO 55 2 ErP  A

VICTRIX PRO 68 2 ErP  A

Model	Dimensions (H x W x D) mm	Empty appliance weight kg
35 2 ErP	843 x 442 x 453	51,2
55 2 ErP	843 x 442 x 453	51,4
68 2 ErP	1038 x 600 x 497	79,5
80 2 ErP	1038 x 600 x 497	79,5
100 2 ErP	1038 x 600 x 627	95,9
120 2 ErP	1038 x 600 x 927	102,5

Model	Code N.G. L.P.G.	Heat output kW		Efficiency at nominal heat output		Protection index
		80-60 °C	50-30 °C	80-60 °C	50-30 °C	
VICTRIX PRO 35 2 ErP	3.025622 3.025622GPL	34,0	37,3	97,3%	107,0%	IPX5D
VICTRIX PRO 55 2 ErP	3.025618 3.025618GPL	49,9	54,8	97,3%	106,8%	IPX5D
VICTRIX PRO 68 2 ErP	3.029368 3.029368GPL	63,5	69,6	97,3%	106,6%	IPX5D
VICTRIX PRO 80 2 ErP	3.025619 3.025619GPL	73,0	80,3	97,0%	106,6%	IPX5D
VICTRIX PRO 100 2 ErP	3.025620 3.025620GPL	90,0	98,8	97,5%	107,0%	IPX5D
VICTRIX PRO 120 2 ErP	3.025621 3.025621GPL	111,0	121,7	97,3%	106,7%	IPX5D

Thermoregulation for VICTRIX PRO ErP

Systems of control and heat adjustment for single installation

Based on the type of installation and comfort required, the following accessories can be used with VICTRIX PRO ErP.

Type		Code
<p>Remote control for single VICTRIX PRO ErP This is a modulating control unit that serves to optimize climatic management of the temperature in rooms. It can only be used on systems with a single temperature control.</p> <p>Temperature control class V* or VI Contribution to seasonal space heating energy efficiency 3%* or 4%</p>	 <p>Dimensions (H x W x D) mm 138 x 90 x 28</p>	3.020358
<p>CRONO 7 (weekly digital chronothermostat)</p> <p>Temperature control class IV* or VII Contribution to seasonal space heating energy efficiency 2%* or 3,5%</p>	 <p>Dimensions (H x W x D) mm 103 x 142 x 31</p>	3.021622
<p>CRONO 7 WIRELESS (wireless weekly digital chronothermostat)</p> <p>Temperature control class IV* or VII Contribution to seasonal space heating energy efficiency 2%* or 3,5%</p>	 <p>Dimensions (H x W x D) mm 103 x 142 x 31</p> <p>Dimensions (H x W x D) mm 82 x 105 x 26</p>	3.021624
<p>External probe kit</p> <p>Temperature control class II*, VI or VII Contribution to seasonal space heating energy efficiency 2%*, 4 or 3,5%</p>		3.015266
<p>System delivery probe kit Connected to the boiler board, it measures the delivery temperature after the hydraulic manifold.</p>		3.024245
<p>DHW probe kit Connected to the boiler board, it measures the DHW temperature of a storage tank.</p>		3.025467

* Temperature control class with default settings. The class depends on the settings and operation modes that can be changed, for example Modulating or ON/OFF. The use of these devices contributes, in percentage, to the seasonal energy efficiency of the heating system.

TECHNICAL NOTE

If VICTRIX PRO ErP is used without a Cascade and zones regulator and fitted with the system delivery probe kit code 3.024245 (optional) and DHW probe kit code 3.025467 (optional), the boiler electronics will be able to control:

- a DHW secondary pump;
- a HEATING SYSTEM secondary pump (not mixed).

It is also possible to control a simple cascade i.e. 2 boilers with uniform power and:








- a DHW secondary pump;
- a HEATING SYSTEM secondary pump



Thermoregulation for VICTRIX PRO ErP

Systems of control and heat adjustment for installation in battery

The following accessories can be used with VICTRIX PRO ErP in cascade to control the central heating system and optimize climatic regulation.

Type		Code
Cascade and zones regulator kit It can manage VICTRIX PRO ErP in cascade and max 3 heating system zones plus 1 DHW circuit. Temperature control class VI* or VIII Contribution to seasonal space heating energy efficiency 4%* or 5%	 <p>Dimensions (H x W x D) mm 96 x 144 x 75</p>	3.015244
Wall box kit for cascade and zones regulator If the cascade and zone regulator is not install inside an electrical box.		3.015265
Zone manager kit Temperature control class V* or VI Contribution to seasonal space heating energy efficiency 3%* or 4%	 <p>Dimensions (H x W x D) mm 138 x 90 x 28</p>	3.015264
Modulating room thermostat Temperature control class V* or VI Contribution to seasonal space heating energy efficiency 3%* or 4%	 <p>Dimensions (H x W x D) mm 90 x 83 x 35</p>	3.015245
CRONO 7 (wireless weekly digital chronothermostat) Temperature control class IV* or VII Contribution to seasonal space heating energy efficiency 2%* or 3,5%	 <p>Dimensions (H x W x D) mm 103 x 142 x 31</p>	3.021622
CRONO 7 WIRELESS (wireless weekly digital chronothermostat) Temperature control class IV* or VII Contribution to seasonal space heating energy efficiency 2%* or 3,5%.	 <p>Dimensions (H x W x D) mm 103 x 142 x 31</p> <p>Dimensions (H x W x D) mm 82 x 105 x 26</p>	3.021624
Flow probe kit		3.015267
Storage tank probe kit		3.015268
Solar collector temperature probe kit		3.019374
External probe kit Temperature control class II*, VI or VII Contribution to seasonal space heating energy efficiency 2%*, 4 or 3,5%.		3.024511
Tele-management kit 2.0 Can be combined exclusively with the cascade and zone regulator for connection to an ethernet network or via router/modem to an ADSL line for connection to a remote system.	 <p>Dimensions (H x W x D) mm 160 x 160 x 34</p>	3.029832








* Temperature control class with default settings. Some heat regulation device can change class depending on the settings and operation modes that can be changed, for example Modulating or ON/OFF, The use of these devices contributes, in percentage, to the seasonal energy efficiency of the heating system.



Flue systems “Green series” for VICTRIX PRO ErP

VICTRIX PRO ErP have a dedicated set of kits for air suction/fume exhaust built to guarantee high resistance to corrosion, ease of installation and functional fit, thanks also to the bayonet fastening system and special sealing gaskets.





Configuration B₂₃ - open chamber, fan assisted

Type		Code
Vertical terminal outlet kit Ø 80		3.015256
Vertical terminal outlet outdoor kit Ø 80 (stainless steel)		3.024295
Horizontal kit Ø 80 (to discharge in the chimney)		3.015254
Horizontal terminal outlet kit Ø 80 (to discharge horizontally)		3.015255
4 extension pipes Ø 80 kit 0,5 m long		3.014642
4 extension pipes Ø 80 kit 1 m long		3.012088
1 extension pipe Ø 80 2 m long		3.016837
45° bend Ø 80 kit		3.012092
4 x 90° bends Ø 80 kit		3.012091



Flue systems “Green series” for VICTRIX PRO ErP

Configuration C - sealed chamber, fan assisted

Type		Code
Horizontal concentric kit Ø 80/125		3.030782
Vertical concentric kit Ø 80/125		3.015243
Extension pipe kit Ø 80/125 1 m long		3.018667
Extension pipe kit Ø 80/125 2 m long		3.015246
2 x 45° Bend kit Ø 80/125		3.015248
87° Bend kit Ø 80/125		3.015247
Flashing Kit Ø 80/125 for flat roof		3.015249
Gasket kit		
10 pcs. Gasket kit Ø 80		3.015343
Gasket kit Ø 110		3.015344
Gasket kit Ø 125		3.015345

Flue systems “Green series” for VICTRIX PRO ErP

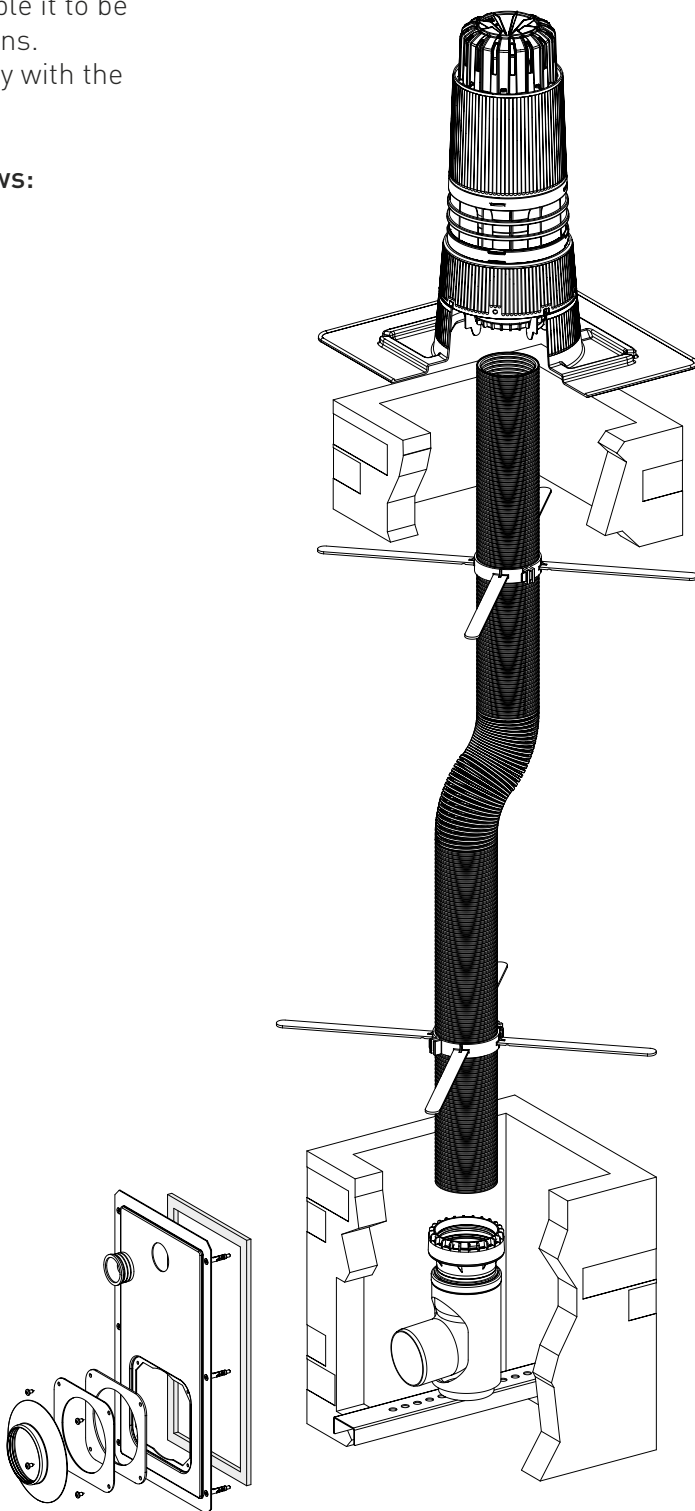
Ø 80 mm flexible ducting system

The Immergas flexible ducting system consists of a series of modules and components, identified as individual kits, which, assembled according to specific installation needs, make up the complete system and enable it to be combined with the various known plant solutions. The installation has to be realized in conformity with the assembling instruction provided.

The maximum allowed pipe length is as follows:







- VICTRIX PRO 35 ErP, 11 m
- VICTRIX PRO 55 ErP, 15 m
- VICTRIX PRO 68 ErP, 14 m
- VICTRIX PRO 80 ErP, 14 m
- VICTRIX PRO 100 ErP, 7 m
- VICTRIX PRO 120 ErP, 3,5 m

EC Certificate according to UNI EN 14471



Flue systems “Green series” for VICTRIX PRO ErP



Ø 80 mm flexible ducting system

Description		Code
Flexible ducting kit Ø 80 mm, L=12 m + 4 centering spacers		3.027875
Support bend kit Ø 80 mm 87° and flexible ducting adapter Ø 80		3.027873
Support bend kit Ø 80 mm 70° M and flexible ducting adapter Ø 80		3.027874
Vertical outlet kit Ø 80/125 for flexible ducting Ø 80 Useful when there's a boiler with 80/80 pipe kit and ducting system with the only flue gas exhaust (C _s type), or in presence of concentric flue systems (C _g type)		3.027876
Chimney hole closing panel kit		3.012008
Flexible/flexible adapter kit for flexible ducting Ø 80		3.027877

Flue systems “Green series” for VICTRIX PRO ErP

Cascade installation – “Green Series” exhaust manifolds



With installations in central heating systems, using up to 5 VICTRIX PRO ErP in the battery, in configuration B₂₃ (open chamber fan assisted), Immergas supplies special exhaust manifolds in PP equipped with flue lock (mechanical shutters), to prevent backflow of combustion products through the other non-functioning boilers. The system is modular: there is an exhaust manifold kit for two boilers and one for additional boilers.

Type		Code
Exhaust manifold kit 2 VICTRIX PRO 35/55 ErP Ø 160 with flue lock serves for exhaust connection of two boilers in cascade		3.024279
Exhaust manifold kit 2 VICTRIX PRO 68/80/100/120 ErP Ø 200 with flue lock serves for exhaust connection of two boilers in cascade		3.024281
Additional exhaust manifold kit VICTRIX PRO 35/55 ErP Ø 160 with flue lock for connection of an additional boiler		3.024280
Additional exhaust manifold kit VICTRIX PRO 68/80/100/120 ErP Ø 200 with flue lock for connection of an additional boiler		3.024282
Additional exhaust manifold kit Ø 250 with flue lock for 4 VICTRIX PRO 100/120 ErP		3.024666
Additional exhaust manifold kit Ø 250 with flue lock for 5 VICTRIX PRO 100/120 ErP		3.024667
Extension pipe Ø 160 kit 0,5 m long for flue manifold		3.024659
Extension pipe Ø 200 kit 0,5 m long for flue manifold		3.024663
Extension pipe Ø 160 kit 1 m long for flue manifold		3.024516
Extension pipe Ø 200 kit 1 m long for flue manifold		3.024662
Extension pipe Ø 250 kit 1 m long for flue manifold		3.024668
87° bend kit Ø 160 for flue manifold		3.024517
87° bend kit Ø 200 for flue manifold	3.024665	
87° bend kit Ø 250 for flue manifold	3.024670	
2 x 45° bend kit Ø 160 for flue manifold		3.024518
2 x 45° bend kit Ø 200 for flue manifold		3.024664
2 x 45° bend kit Ø 250 for flue manifold		3.024669




Option kits for VICTRIX PRO ErP

Hydraulic optional for cabinet installation

Type		Code
<p>VICTRIX PRO cabinet kit it can be installed outdoor. It includes 4 support feet that ensure stable installation and its handling by forklift truck or transpallet to be positioned below the cabinet frame. Alternatively, you can move the cabinet by means of 4 eyebolts in the upper part.</p> <p>The cabinet has a door that can be opened by 180 inclusive of lock.</p>		3.027188
<p>Hydraulic manifold kit for VICTRIX PRO cabinet for cascade connection. The kit includes hydraulic manifold DN 100 and condensate discharge manifold DN 50. The installer has to realise gas manifold based on design.</p>		3.027189
<p>Adapter kit for replacement of VICTRIX PRO 35/55 ErP with previous range</p>		3.023966







Free standing installation

Type		Code
<p>“Free standing” support frame kit VICTRIX PRO designed to resolve installation situations in which the wall of the furnace room is not usable.</p> <p>With this modular construction, it is necessary to order a kit for every boiler installed.</p> <p>Approved also for installation outside the building.</p>		3.024246

Option kits for VICTRIX PRO ErP

Hydraulic optional for single installation

The following hydraulic accessories are supplied as optionals to complete the individual installation of a VICTRIX PRO ErP and VICTRIX PRO.

Type		Code
Safety kit single boiler the kit includes thermometer, thermometer holder, lock, thermostat with manual reset, connection tap for pressure gauge, manual reset pressure switch, gas intercepting valve trap, expansion vessel connection and pressure switch for minimum pressure. Insulation as standard		3.023949
Three-way valve kit connection to a separate storage tank the kit includes the storage tank probe. The power supply is 230 Vac. Insulation as standard		3.023950
Hydraulic manifold kit for VICTRIX PRO 35/55 ErP specially sized for large thermal systems with high water content. Equipped with sludge collection filter on the return pipe. Insulation as standard		3.023951
Hydraulic manifold kit for VICTRIX PRO 68/80/100/120 ErP specially sized for large thermal systems with high water content. Equipped with sludge collection filter on the return pipe. Insulation as standard		3.023952
IPX4D protection box kit for single boiler safety kit		3.024028
By-pass kit for VICTRIX PRO 35/55 ErP the kit is envisaged on those systems (without hydraulic manifold) in which the hydraulic flow can be under 850 l/h Insulation as standard		3.024519
Condensate neutralizer kit for single installation necessary to neutralize the acidity of the condensation. Inclusive of granulate		3.019857
Granulate for condensate neutralizer extra granulate for condensation passivator kit code 3.019857		3.019865
Anti freeze protection kit -15 °C usable in outdoor installations for minimum temperature as low as -15 °C.		3.024513
Adapter kit for replacement of VICTRIX PRO 35/55 ErP with previous range		3.023966
Condensate discharge pump kit To be used in case of opposite slope between siphon and discharge It can only be installed inside the building and outside the appliance		3.020002

Storage Tanks







VICTRIX PRO ErP in single installation can be matched to storage tanks for D.H.W. production. See from pag 91.



Option kits for VICTRIX PRO ErP




Hydraulic optional for cascade installation

The following hydraulic accessories are supplied as optionals for completion of cascade installations from 2 up to 5 VICTRIX PRO ErP.

Type		Code
<p>Hydraulic manifold kit G 2 ½" for 2 VICTRIX PRO 35/55 ErP in cascade kit for connection of 2 VICTRIX PRO 35/55 ErP in cascade installation; includes a 2-way valves, a 3-way interception valve and a non-return valve for each generator. Insulation as standard</p>		3.023953
<p>Hydraulic manifold kit G 2 ½" for additional VICTRIX PRO 35/55 ErP in cascade in combination with kit 3.023953, it serves to connect from 3 to 5 VICTRIX PRO 35/55 ErP boilers in cascade installation (one kit required for each additional boiler); includes a 2-way interception valve, a 3-way interception valve and a non-return valve. Insulation as standard</p>		3.023954
<p>Safety kit G 2" ½ for VICTRIX PRO 35/55 ErP in cascade the kit includes thermometer, thermometer holder, lock, thermostat with manual reset, connection tap for pressure gauge, manual reset pressure switch, gas intercepting valve trap, expansion vessel connection and pressure switch for minimum pressure. Insulation as standard</p>		3.023955
<p>Hydraulic manifold kit DN 100 for 2 VICTRIX PRO 68/80/100/120 ErP in cascade kit to connect 2 VICTRIX PRO 80/100/120 ErP in cascade installation; it includes a 2 way interception valve, a 3-way interception valve and a non-return valve for each generator. Insulation as standard</p>		3.023959
<p>Hydraulic manifold kit DN 100 for additional VICTRIX PRO 68/80/100/120 ErP in cascade in combination with kit 3.023959 serves to connect from 3 to 5 VICTRIX PRO 80/100/120 ErP boilers in cascade installation (one kit required for each additional boiler); includes a 2-way interception valve, a 3-way interception valve and a non-return valve. Insulation as standard</p>		3.023960
<p>Safety kit DN 100 for VICTRIX PRO 68/80/100/120 ErP in cascade the kit includes thermometer, thermometer holder, lock, thermostat with manual reset, connection tap for pressure gauge, manual reset pressure switch, gas intercepting valve trap, expansion vessel connection and pressure switch for minimum pressure. Insulation as standard</p>		3.023961
<p>IPX4D protection box kit for boiler in cascade safety kit</p>		3.024038

Option kits for VICTRIX PRO ErP

Hydraulic optional for cascade installation

Type		Code
Condensate neutralizer kit for cascade installation necessary to neutralize the acidity of the condensation. Inclusive of granulate		3.019464
Granulate for condensate neutralizer extra granulate for condensation passivator kit code. 3.019464 (in case of cascade installation we suggest to buy 2 kits)		3.019865
Hydraulic separator for 100 kW installations separator with G2 1/2" threaded connectors. Insulation as standard.		3.020839
Hydraulic separator for 200 kW installations separator with G2 1/2" threaded connectors. Insulation as standard.		3.021377
Hydraulic separator for 400 kW installations separator with G2 1/2" threaded connectors on boiler side - DN 100 on system side. Insulation as standard.		3.021378
Hydraulic separator for 350 kW installations separator with flanged connectors - DN 100. Insulation as standard.		3.023965
Hydraulic separator for 600 kW installations separator with flanged connectors - DN 100. Insulation as standard.		3.023962
Anti freeze protection kit -15 °C usable in outdoor installations for minimum temperature as low as -15 °C. One kit for every boiler		3.024513

Storage Tanks

VICTRIX PRO ErP in cascade installation can be matched to storage tanks for D.H.W. production. See from pag 91.



ARES PRO

Floor standing condensing boiler with high content of water

Stainless steel condensing thermic generator (AISI 316L) with pre-mix modulating burner with low NOx suitable for replacement of old generators from 150 to 600 kW.





- Direct connection to the system, without hydraulic separator/heat plate exchanger
- Very low risk of clogging in the presence of impurities on existing systems
- Reduced number of burner switch on/off cycles, thanks to the large water content buffer
- Good modulating ratio (up to 1:4)
- Vertical burner with integrated clapet valve
- Extremely compact dimensions
- Possibility to manage up to 8 boilers in cascade
- External probe as standard
- Homologated for internal use
- Protection index IPX4D



Model	Dimensions (H x W x D) mm	Empty appliance weight kg
150	1809 x 666 x 933	407
230	1917 x 846 x 1082	479
300	1946 x 910 x 1170	549
348	2130 x 996 x 1273	716
400	2130 x 996 x 1273	716
500	2130 x 996 x 1273	716
600	2206 x 1096 x 1397	875

Model	Code N.G. L.P.G.	Heat output kW		Water content litres	Modulating heat output range
		80-60 °C	50-30 °C		
ARES PRO 150	3.028309 3.028309GPL	136,4	145,9	153	25-100%
ARES PRO 230	3.028310 3.028310GPL	209,3	226,8	210	23-100%
ARES PRO 300	3.028311 3.028311GPL	274,5	292,9	270	23-100%
ARES PRO 348	3.028312 3.028312GPL	341,4	363,3	340	24-100%
ARES PRO 400	3.028313 3.028313GPL	373,0	399,0	340	24-100%
ARES PRO 500	3.028314 3.028314GPL	441,9	427,0	340	26-100%
ARES PRO 600	3.028315 3.028315GPL	534,5	581,2	425	23-100%

Thermoregulation ARES PRO

Type		Code
Cascade regulator kit electronically manages up to a maximum of 8 ARES PRO in cascade. Includes cascading external BCM board, display / programmer, 24 V power supply, external probe, storage tank probe.		3.028340
SHC multifunction board kit with 3 NTC probes, it is possible to drive up to a maximum of 4 SHC cards (3 optional + 1 as standard with ARES TEC ErP). To be inserted in the electric panel of the thermal plant.		3.028338
24V Power pack kit 24 V low voltage power supply in case of electric panel insertion (in thermal plant) of the SHC multifunction modules.		3.028339
CRONO 7 (weekly digital chronothermostat)		Dimensions (H x W x D) mm 103 x 142 x 31 3.021622
CRONO 7 WIRELESS (wireless weekly digital chronothermostat)	 	Dimensions (H x W x D) mm 103 x 142 x 31 3.021624 Dimensions (H x W x D) mm 82 x 105 x 26
Solar collector temperature probe kit		1.028812

Option kits ARES PRO

Condensate neutralizer kit up to 1500 kW	3.023662
Granulate kit for condensate neutralizer (25 kg)	3.023663
Safety kit with filter for ARES PRO 150÷230*	3.028336
Safety kit with filter for ARES PRO 300÷500*	3.028337
Safety kit with filter for ARES PRO 600*	3.023658

* The kit includes filter and safety devices except safety valve, manometer, expansion vessel and fuel relief valve



ARES TEC ErP

Floor-standing modular multi-burner condensing boiler

- Heat outputs from 146,1 to 848,5 kW
- High efficiency and low pollutant emissions thanks to condensing technology
- Electronic and temperature fully automatic
- Possible indoor and outdoor installation (index protection IPX5D)
- Possible installation in cascade (up to 8 appliances)
- Extremely noiseless
- Wide range of dedicated accessories
- Each heating units that compose ARES TEC ErP is equipped with: modulating radiant premix burner, two-stage modulating gas valve, electronic ignition with ionization, NTC temperature control probes, safety thermostats and sight glass







Model	Dimensions (H x W x D) mm	Empty appliance weight kg	Model	Dimensions (H x W x D) mm	Empty appliance weight kg
150	1150 x 764 x 770	236	440	1448 x 1087 x 946	585
200	1150 x 1032 x 770	295	550	1448 x 1355 x 946	643
250	1150 x 1032 x 770	325	660	1448 x 1355 x 946	707
300	1150 x 1300 x 770	386	770	1448 x 1623 x 946	806
350	1150 x 1300 x 770	419	900	1448 x 1623 x 946	858

Model	Code N.G. L.P.G.	Heat output kW		Efficiency at nominal heat output		Emissions of nitrogen oxides NOx (ref. PCI) Mg/kWh	Modulating heat output range
		80-60 °C	50-30 °C	80-60 °C	50-30 °C		
ARES 150 TEC ErP	3.025682 3.025682GPL	146,1	150,0	97,4%	100,0%	30	8-100%
ARES 200 TEC ErP	3.025683 3.025683GPL	195,2	200,4	97,6%	100,2%	30	6-100%
ARES 250 TEC ErP	3.025684 3.025684GPL	244,5	251,2	97,8%	100,5%	30	5-100%
ARES 300 TEC ErP	3.025685 3.025685GPL	294,0	302,7	98,0%	100,9%	30	4-100%
ARES 350 TEC ErP	3.025686 3.025686GPL	341,8	354,6	98,2%	101,9%	30	3,5-100%
ARES 440 TEC ErP	3.025687 3.025687GPL	424,3	445,4	98,2%	103,1%	54	5-100%
ARES 550 TEC ErP	3.025688 3.025688GPL	530,3	557,8	98,2%	103,3%	54	4-100%
ARES 660 TEC ErP	3.025689 3.025689GPL	636,4	670,0	98,2%	103,4%	54	3-100%
ARES 770 TEC ErP	3.025690 3.025690GPL	742,5	783,2	98,2%	103,6%	54	3-100%
ARES 900 TEC ErP	3.025691 3.025691GPL	848,5	900,3	98,2%	104,2%	54	2,5-100%



Thermoregulation for ARES TEC ErP

Type		Code
Cascade regulator kit electronically manages up to a maximum of 8 ARES TEC ErP in cascade. Includes cascading external BCM board, display / programmer, 24 V power supply, external probe, storage tank probe.		3.028340
SHC multifunction board kit with 3 NTC probes, it is possible to drive up to a maximum of 4 SHC cards (3 optional + 1 as standard with ARES TEC ErP). To be inserted in the electric panel of the thermal plant.		3.028338
24 V Power pack kit 24 V low voltage power supply in case of electric panel insertion (in thermal plant) of the SHC multifunction modules.		3.028339
CRONO 7 (weekly digital chronothermostat)		3.021622
CRONO 7 WIRELESS (wireless weekly digital chronothermostat)	 Dimensions (H x W x D) mm 103 x 142 x 31  Dimensions (H x W x D) mm 82 x 105 x 26	3.021624
Solar collector temperature probe kit		1.028812

Flue systems for ARES TEC ErP

In comparison to the standard versions, the ARES 150/200/250/300/350 TEC ErP models can be installed with a flue exhaust on the back, using appropriate optional kits.

Flue exhaust kit

Rear flue discharge kit for 150/200 models	3.023701
Rear flue discharge kit for 250/300/350 models	3.023674
Supporting kit for side flue discharge (all models)	3.023675




Option kits for ARES TEC ErP

Hydraulic kit for installation with hydraulic separator for ARES TEC ErP

Safety kit complete with pump and hydraulic separator

The following kit includes a "Y" filter, a modulating pump class A, an hydraulic separator and following safety devices: pressure gauge with pipe damper and manometer cock, thermometer, inspection openings, stub pipe G1 1/4" for inserting safety valves, safety thermostat, pressure switch for minimum pressure with manual reset, additional stub pipe G1, safety pressure switch and differential flow switch. The kit does not include the tested expansion tank, safety valve (2 for 660/770/900 ErP versions), drain valve and manometer, since these need to be sized according to the characteristics of the system.

Type		Code
Safety kit complete with pump and hydraulic separator for 150 model		3.023645
Safety kit complete with pump and hydraulic separator for 200/250 models		3.023646
Safety kit complete with pump and hydraulic separator for 300/350 models		3.023647
Safety kit complete with pump and hydraulic separator for 440/550/660/770 models		3.023648
Safety kit complete with pump and hydraulic separator for 900 model		3.023649

Safety kit

To be mainly used when the pump is dimensioned by designer. The safety kit includes: pressure gauge with pipe damper and, manometer cock, thermometer, inspection openings, stub pipes G1 1/4" for inserting safety valves, safety thermostat, manual reset pressure switch for minimum pressure, additional stub pipe G1, safety pressure switch and differential flow switch.

The kit does not include the tested expansion tank, safety valve, drain valve and manometer, since these need to be sized according to the characteristics of the system.

Safety kit with filter for 150/200/250/300/350 models	3.023656
Safety kit with filter for 440/550/660/770 models	3.023657
Safety kit with filter for 900 model	3.023658

Hydraulic separator kit

To be mainly used when the pump is independently dimensioned by the designer.

Hydraulic separator for 150/200/250/300/350 models	3.023659
Hydraulic separator for 440/550/660/770/900 models	3.023660

Outdoor casing kit

In case of outdoor installation of the safety kits and of the hydraulic separator with pump, appropriate casing kits are available to protect from the atmospheric agents.

Outdoor casing for safety kit and hydraulic separator for 150/200/250/300/350 models	3.023670
Outdoor casing for safety kit and hydraulic separator for 440/550/660/770/900 models	3.023671




Option kits for ARES TEC ErP

Hydraulic kit for installation with plate heat exchanger for ARES TEC ErP

Safety kit complete with pump and plate heat exchanger

Ideal for system solutions where the primary circuit of the boiler needs to be completely separate from the one of the plant, like for example in presence of old-fashioned plants with high risks of dirt inside the circuit, disjunctions between open and closed vessel circuits or to allow the use of anti-freeze liquid in smaller quantities in case of installation of the boiler outdoor.

The kit includes a 316 L stainless steel plate heat exchanger, a modulating pump class A, a 8 litres expansion vessel (150/200/250/300/350 models) and 24 litres (440/550/660/770/900 models), an automatic air vent, delivery/return pipe, a drain valve, flanges/adapters, connectors, adjustable support components and the following safety devices: 1 safety valve 5 bar (2 valves for models 660/770/900 models), 3-way drain valve 1/2", manometer and dumper tube for manometer, thermometer with trap, minimum pressure switch with manual reset, safety pressure switch, inspection thermostat, inspection opening, coupling M/F 1/2", paddle flow switch and stub pipes adapters.

Type		Code
Safety kit complete with pump and plate heat exchanger for 150/200 models		3.023650
Safety kit complete with pump and plate heat exchanger for 250/300/350 models		3.023651
Safety kit complete with pump and plate heat exchanger for 440/550 models		3.023652
Safety kit complete with pump and plate heat exchanger for 660 model		3.023653
Safety kit complete with pump and plate heat exchanger for 770 model		3.023654
Safety kit complete with pump and plate heat exchanger for 900 model		3.023655

Outdoor casing kit

In case of outdoor installation of the safety kit with pump and plate heat exchanger, casing kits are available to assure protection from atmospheric agents.

Outdoor casing for safety kit and plate heat exchanger for 150/200/250/300/350 models	3.023672
Outdoor casing for safety kit and plate heat exchanger for 440/550/660/770/900 models	3.023673

Kit for condensate drain management

Condensate neutralizer kit up to 1500 kW	3.023662
Granulate kit for condensate neutralizer (25 kg)	3.023663



GAS BOILERS AND WATER HEATERS

CONDENSING BOILERS

WALL-HUNG WITH BUILT-IN STORAGE TANK

VICTRIX ZEUS SUPERIOR ErP with built-in stainless steel storage tank of 54 litres	p. 136
VICTRIX ZEUS with built-in stainless steel storage tank of 45 litres	p. 137

WALL-HUNG COMBI AND HEATING ONLY

VICTRIX SUPERIOR ErP hi-tech combi with "Aqua Celeris"	p. 138
VICTRIX SUPERIOR 32 X ErP hi-tech heating only	p. 139
VICTRIX MAIOR TT ErP combi	p. 140
VICTRIX MAIOR 35 X TT ErP heating only	p. 141
VICTRIX 24 TT ErP combi	p. 142
VICTRIX X TT ErP heating only	p. 143
VICTRIX EXA ErP combi	p. 144
VICTRIX EXA 24 X ErP heating only	p. 145
VICTRIX TERA VIP combi with "Aqua Celeris" and magnetic cyclone filter	p. 146
VICTRIX TERA combi NEW	p. 147
VICTRIX TERA PLUS heating only NEW	p. 148
VICTRIX OMNIA combi with DIN fittings	p. 149
MYTHOS HP combi with heat recuperator NEW	p. 150

FLOOR-STANDING WITH BUILT-IN STORAGE TANK

HERCULES CONDENSING ErP with built-in stainless steel storage tank of 120 litres	p. 151
--	--------

FLOOR-STANDING WITH BUILT-IN STORAGE TANK SOLAR SYSTEM READY

HERCULES SOLAR 26 ErP with built-in stainless steel storage tank of 200 litres, solar system ready	p. 152
--	--------

TRADITIONAL BOILERS

WALL-HUNG WITH BUILT-IN STORAGE TANK, OPEN CHAMBER AND CONVENTIONAL FLUE

AVIO ECO 24 with low NOx and built-in stainless steel storage tank of 45 litres	p. 153
---	--------

WALL-HUNG COMBI, OPEN CHAMBER AND CONVENTIONAL FLUE


NIKE ECO 24 combi with low NOx	p. 154
--------------------------------	--------

WATER HEATERS

WALL-HUNG INSTANTANEOUS

JULIUS ECO open chamber and conventional flue with low NOx	p. 155
CAESAR EXTRA open chamber and fan assisted with low NOx	p. 156
CAESAR ECO sealed chamber and fan assisted with low NOx	p. 157





The wide range of Immergas gas boilers has been designed to comply with European Directives on energy use.

Immergas expands its condensing boiler range introducing new condensing boilers: new TERA versions with a high domestic hot water production thanks to 37,9 kW of heat output and a new condensing gas boiler with heat recuperator MYTHOS HP for medium/high temperature systems.

For the extra-EU markets (see page 158) traditional and condensing boilers (NO ErP) are still available to offer our customers a wider range of high-quality Immergas products in their markets.

VICTRIX ZEUS SUPERIOR ErP

Wall-hung condensing boiler with built-in stainless steel storage tank of 54 litres

- Wide liquid crystal backlit display
- NOx class 6
- High efficiency and low pollutant emissions thanks to condensing technology
- 3 star marking sanitary comfort
- Stainless steel storage tank with capacity of 54 litres
- Stainless steel condensing module
- Modulating heat output from 20 to 100%
- Low consumption pump
- Adjustable system by-pass
- Standard frost protection up to -5 °C
- Connection kit as standard



Model	Dimensions (H x W x D) mm	Empty appliance weight kg
26	900 x 600 x 466	70,1
32	900 x 600 x 466	72,8

Model	Code N.G. L.P.G.	Heat output kW		Storage tank capacity	Efficiency at nominal heat output		Sanitary comfort (EN 13203-1)	Protection index	DHW production (Δt 30 °C)	
		C.H.	DHW		80-60 °C	40-30 °C			First 10 min	Continuous service
VICTRIX ZEUS SUPERIOR 26 2 ErP	3.025455 3.025455GPL	21,2	25,8	54 litres	96,7%	106,5%	★ ★ ★	IPX5D	160 litres	12,3 l/min
VICTRIX ZEUS SUPERIOR 32 2 ErP	3.025456 3.025456GPL	32,0	32,0	54 litres	96,9%	107,3%	★ ★ ★	IPX5D	192 litres	15,3 l/min

Main thermoregulation kits

Type	Code
SUPER CAR (modulating remote control)	3.016577
CAR ² (modulating remote control)	3.021395
External probe	3.014083
Relay board kit	3.015350

Main option kits

Magnetic cyclone filter kit	3.024176
Condensate discharge pump kit	3.026374
Antiscale kit	3.013499

For the complete list of the option kits and of the "Green series" flue system kits for VICTRIX ZEUS SUPERIOR ErP boiler see the Accessories section of the catalogue.



VICTRIX ZEUS

Wall-hung condensing boiler with built-in stainless steel storage tank of 45 litres

- NOx class 6
- Stainless steel condensing module
- Low consumption pump
- Modulating heat output from 17 to 100%
- Gas adaptive through control board parameters; only one product code
- Adjustable system by-pass
- Connection kit as standard
- Standard frost protection up to 0 °C



Model	Dimensions (H x W x D) mm	Empty appliance weight kg
25	900 x 580 x 410	57,6
32	900 x 580 x 410	61,0

Model	Code	Heat output kW		Storage tank capacity	Efficiency at nominal heat output		Protection index	DHW production (Δt 30 °C)	
		C.H.	DHW		80 -60 °C	40 - 30 °C		First 10 min	Continuous service
VICTRIX ZEUS 25	3.028381	20,0	25,0	45 litres	97,1	106,9	IPX5D	132 litres	11,9 l/min
VICTRIX ZEUS 32	3.028382	28,0	32,0	45 litres	96,6	106,3	IPX5D	192 litres	15,3 l/min

Main thermoregulation kits

Type	Code
SMARTECH PLUS (SMART remote control) NEW	3.030909
CAR ^{v2} (modulating remote control)	3.021395
External probe	3.014083
Relay board kit	3.015350
DOMINUS interface kit	3.026273

Main option kits

Magnetic cyclone filter kit	3.024176
Condensate discharge pump kit	3.026374
Antiscale kit	3.013499

For the complete list of the option kits and of the "Green series" flue system kits for VICTRIX ZEUS boiler see the Accessories section of the catalogue.



VICTRIX SUPERIOR 32 ErP

Wall-hung combi condensing boiler with "Aqua Celeris"

- Stainless steel condensing module
- Wide liquid crystal backlit display
- NOx class 6
- 3 star marking sanitary comfort
- Modulating heat output from 12,5 to 100% (data referred to Natural gas)
- "Aqua Celeris" patented system
- Low consumption pump
- Adjustable system by-pass
- Optimum DHW performances thanks to the flow regulator
- Standard frost protection up to -3 °C
- Connection kit as standard



Dimensions (H x W x D) mm	Empty appliance weight kg
835 x 440 x 350	45,9

Model	Code N.G. L.P.G.	Heat output kW	Efficiency at nominal heat output		Sanitary comfort (EN 13203-1)	DHW production (Δt 30 °C)	Protection index
			80-60 °C	40-30 °C			
VICTRIX SUPERIOR 32 2 ErP	3.025505 3.025505GPL	32,0	98,1%	107,7%	★ ★ ★	15,3 l/min	IPX5D

Main thermoregulation kits

Type	Code
SUPER CAR (modulating remote control)	3.016577
CAR ^{v2} (modulating remote control)	3.021395
External probe	3.014083
Relay board kit	3.015350

Main option kits

Magnetic cyclone filter kit	3.024176
Condensate discharge pump kit	3.026374
Antiscale kit	3.017323

For the complete list of the option kits and of the "Green series" flue system kits for VICTRIX SUPERIOR 32 ErP boiler see the Accessories section of the catalogue.



VICTRIX SUPERIOR 32 X ErP

Wall-hung condensing boiler for heating only

- Stainless steel condensing module
- NOx class 6
- Possibility of single installation or in cascade (up to 8 appliances, thanks to cascade option kit cod. 3.020355. For further information contact Presales Dept.)
- Modulating heat output from 12,5 to 100% (data referred to Natural gas)
- Wide liquid crystal backlit display
- Connection to Immerstor range by means option kit 3.022848
- Low consumption pump
- Adjustable system by-pass
- Standard frost protection up to -3 °C
- Connection kit as standard



Dimensions (H x W x D) mm	Empty appliance weight kg
835 x 440 x 350	42,5

Model	Code N.G. L.P.G.	Heat output kW	Efficiency at nominal heat output		Protection index
			80-60 °C	40-30 °C	
VICTRIX SUPERIOR 32 X 2 ErP	3.025506 3.025506GPL	32,0	98,1%	107,7%	IPX5D

Main thermoregulation kits

Type	Code
SUPER CAR (modulating remote control)	3.016577
CAR ^{v2} (modulating remote control)	3.021395
External probe	3.014083
Relay board kit	3.015350

Main option kits

Magnetic cyclone filter kit	3.024176
Condensate discharge pump kit	3.026374
Storage tank connection kit	3.022848

For the complete list of the option kits and of the "Green series" flue system kits for VICTRIX SUPERIOR 32 X ErP boiler see the Accessories section of the catalogue.



VICTRIX MAIOR TT ErP

Wall-hung combi condensing boiler

- NOx class 6
- Aluminium-silicon-magnesium condensing module
- Low consumption pump
- Adjustable system by-pass
- Gas adaptive through control board parameters; only one product code
- Optimum DHW performances thanks to the flow regulator
- Standard frost protection up to -5 °C
- Protection index IPX5D
- Connection kit as standard



Model	Dimensions (H x W x D) mm	Empty appliance weight kg
28	748 x 440 x 276	32,0
35	748 x 440 x 276	33,4

Model	Code	Heat output kW		Efficiency at nominal heat output		Modulating heat output range	DHW production (Δt 30 °C)
		C.H.	DHW	80-60 °C	40-30 °C		
VICTRIX MAIOR 28 TT 1 ErP	3.024882	24,0	28,0	96,6%	102,3%	12 -100%	13,4 l/min
VICTRIX MAIOR 35 TT 1 ErP	3.024883	34,2	34,2	97,9%	106,0%	10 -100%	16,3 l/min

Main thermoregulation kits

Type	Code
SMARTECH PLUS (SMART remote control) NEW	3.030909
CAR ^{®2} (modulating remote control)	3.021395
External probe	3.014083
Relay board kit	3.015350
DOMINUS interface kit	3.026273

Main option kits

Magnetic cyclone filter kit	3.024176
Condensate discharge pump kit	3.026374
Anti freeze protection kit -15 °C	3.017324

For the complete list of the option kits and of the "Green Series" flue system kits for VICTRIX MAIOR TT ErP boiler see the Accessories section of the catalogue.



VICTRIX MAIOR 35 X TT ErP

Wall-hung condensing boiler for heating only

- NOx class 6
- Aluminium-silicon-magnesium condensing module
- Adjustable system by-pass
- Modulating heat output from 10 to 100%
- Gas adaptive through control board parameters; only one product code
- Connection to Immerstor range by means option kit 3.024609
- Low consumption pump
- Standard frost protection up to -5 °C
- Protection index IP5D
- Connection kit as standard



Dimensions (H x W x D) mm	Empty appliance weight kg
748 x 440 x 276	33,4

Model	Code	Heat output kW	Efficiency at nominal heat output		Modulating heat output range
			80-60 °C	40-30 °C	
VICTRIX MAIOR 35 X TT 1 ErP	3.024884	34,2	97,9%	106,0%	10-100%

Main thermoregulation kits

Type	Code
SMARTECH PLUS (SMART remote control) NEW	3.030909
CAR ^{v2} (modulating remote control)	3.021395
External probe	3.014083
Relay board kit	3.015350
DOMINUS interface kit	3.026273

Main option kits

Magnetic cyclone filter kit	3.024176
Condensate discharge pump kit	3.026374
Storage tank connection kit	3.024609
Anti freeze protection kit -15 °C	3.017324

For the complete list of the option kits and of the "Green Series" flue system kits for VICTRIX MAIOR 35 X TT ErP boiler see the Accessories section of the catalogue.



VICTRIX 24 TT ErP

Wall-hung combi condensing boiler

- NOx class 6
- Aluminium-silicon-magnesium condensing module with high circulation
- Low consumption pump
- Modulating heat output from 15 to 100%
- Gas adaptive through control board parameters; only one product code
- Optional connection group
- Adjustable system by-pass
- Standard frost protection up to -5 °C



Dimensions (H x W x D) mm	Empty appliance weight kg
748 x 440 x 276	32,0

Model	Code	Heat output kW		Efficiency at nominal heat output		DHW production [Δt 30 °C]	Protection index
		C.H.	DHW	80-60 °C	40-30 °C		
VICTRIX 24 TT 2 ErP	3.025639	20,6	23,6	96,9%	104,6%	11,3 l/min	IPX5D

Main thermoregulation kits

Type	Code
SMARTECH PLUS (SMART remote control) NEW	3.030909
CAR ^{v2} (modulating remote control)	3.021395
External probe	3.014083
Relay board kit	3.015350
DOMINUS interface kit	3.026273

Main option kits

Magnetic cyclone filter kit	3.024176
Condensate discharge pump kit	3.026374
Connection kit	3.019264
Anti freeze protection kit -15 °C	3.017324

For the complete list of the option kits and of the "Green series" flue system kits for VICTRIX 24 TT ErP boiler see the Accessories section of the catalogue.



VICTRIX X TT ErP

Wall-hung only heating condensing boiler

- NOx class 6
- Aluminium-silicon-magnesium condensing module with high circulation
- Low consumption pump
- Modulating heat output from 15 to 100%
- Gas adaptive through control board parameters; only one product code
- Optional connection group
- Adjustable system by-pass
- Standard frost protection up to -5 °C
- Connection to Immerstor range by means option kit 3.024609 (to be combined to the connection kit 3.024907)



Model	Dimensions (H x W x D) mm	Empty appliance weight kg
20	748 x 440 x 276	32,0
12	748 x 440 x 276	32,0

Model	Code	Heat output kW C.H.	Efficiency at nominal heat output		Protection index
			80-60 °C	40-30 °C	
VICTRIX 12 X TT 2 ErP	3.025638	12,0	97,6%	107,0%	IPX5D
VICTRIX 20 X TT 2 ErP	3.025640	20,6	96,9%	104,6%	IPX5D

Main thermoregulation kits

Type	Code
SMARTECH PLUS (SMART remote control) NEW	3.030909
CAR ^{v2} (modulating remote control)	3.021395
External probe	3.014083
Relay board kit	3.015350
DOMINUS interface kit	3.026273

Main option kits

Magnetic cyclone filter kit	3.024176
Condensate discharge pump kit	3.026374
Connection kit	3.024907
Storage tank connection kit	3.024609

For the complete list of the option kits and of the "Green series" flue system kits for VICTRIX X TT ErP boiler see the Accessories section of the catalogue.



VICTRIX EXA ErP

Wall-hung combi condensing boiler

- Stainless steel condensing module
- NOx class 6
- Low consumption pump
- Adjustable system by-pass
- Optional connection group
- Standard frost protection up to -5 °C



Model	Dimensions (H x W x D) mm	Empty appliance weight kg
28	763 x 440 x 303	37,0
32	763 x 440 x 303	39,0

Model	Code N.G. L.P.G.	Heat output kW		Efficiency at nominal heat output		Modulating heat output range	DHW production (Δt 30 °C)
		C.H.	DHW	80-60 °C	40-30 °C		
VICTRIX EXA 28 1 ErP	3.025778 3.025778GPL	23,7	27,7	98,1%	107,2%	23 -100%	13,2 l/min
VICTRIX EXA 32 1 ErP	3.025779 3.025779GPL	28,0	32,0	98,6%	109,0%	25 -100%	15,3 l/min

Main thermoregulation kits

Type	Code
SMARTECH PLUS (SMART remote control) NEW	3.030909
CAR ^{v2} (modulating remote control)	3.021395
External probe	3.014083
Relay board kit	3.015350
DOMINUS interface kit	3.026273

Main option kits

Magnetic cyclone filter kit	3.024176
Condensate discharge pump kit	3.026374
Connection kit	3.019264
Anti freeze protection kit -15 °C	3.017324

For the complete list of the option kits and of the "Green Series" flue system kits for VICTRIX EXA ErP boiler see the Accessories section of the catalogue.



VICTRIX EXA 24 X ErP

Wall-hung only-heating condensing boiler

- Stainless steel condensing module
- NOx class 6
- Low consumption pump
- Adjustable system by-pass
- Optional connection group
- Modulating heating output from 25 to 100%
- Standard frost protection up to -5 °C
- Connection to Immerstor range by means option kit 3.024609 (to be combined to the connection kit 3.024907)



Dimensions (H x W x D) mm	Empty appliance weight kg
763 x 440 x 303	36,0

Model	Code N.G. L.P.G.	Heat output kW	Efficiency at nominal heat output		Modulating heat output range
			80-60 °C	40-30 °C	
VICTRIX EXA 24 X 1 ErP	3.025780 3.025780GPL	23,7	98,1%	107,2%	25 - 100%

Main thermoregulation kits

Type	Code
SMARTECH PLUS (SMART remote control) NEW	3.030909
CAR ^{v2} (modulating remote control)	3.021395
External probe	3.014083
Relay board kit	3.015350
DOMINUS interface kit	3.026273

Main option kits

Magnetic cyclone filter kit	3.024176
Condensate discharge pump kit	3.026374
Connection kit	3.024907
Storage tank connection kit	3.024609

For the complete list of the option kits and of the "Green Series" flue system kits for VICTRIX EXA 24 X ErP boiler see the Accessories section of the catalogue.



VICTRIX TERA VIP

Wall-hung condensing boiler with "Aqua Celeris" and magnetic cyclone filter

- Stainless steel condensing module
- NOx class 6
- Low consumption pump
- **"Aqua Celeris" patented system**
- **Magnetic cyclone filter as standard**
- 3 star marking sanitary comfort
- Adjustable system by-pass
- Optional connection kit
- Standard frost protection up to -5 °C



Dimensions (H x W x D) mm	Empty appliance weight kg
768 x 440 x 385	33,6

Model	Code N.G. L.P.G.	Heat output kW		Efficiency at nominal heat output		DHW production (Δt 30 °C)	Protection index
		C.H.	DHW	80-60 °C	40-30 °C		
VICTRIX TERA VIP	3.029585 3.029585GPL	24,1	28,3	97,8%	108,2%	13,5 l/min	IPX5D

Main thermoregulation kits

Type	Code
SMARTECH PLUS (SMART remote control) NEW	3.030909
CAR ^{v2} (modulating remote control)	3.021395
External probe	3.014083
DOMINUS interface kit	3.026273

Main option kits

Condensate discharge pump kit	3.026374
Connection kit	3.029913
Anti freeze protection kit -15 °C	3.017324

For the complete list of the option kits and of the "Green Series" flue system kits for VICTRIX TERA VIP boiler see the Accessories section of the catalogue.



VICTRIX TERA

Wall-hung combi condensing boiler

- NOx class 6
- Stainless steel condensing module
- Low consumption pump
- New version with high domestic hot water production (37,9 kW heat output)
- Optional connection kit
- Adjustable system by-pass
- Standard frost protection up to -5 °C



Model	Dimensions (H x W x D) mm	Empty appliance weight kg
28 1	748 x 440 x 256	33,6
32 1	748 x 440 x 256	35,5
38 1	748 x 440 x 256	36,7

Model	Code N.G. L.P.G.	Heat output kW		Efficiency at nominal heat output		DHW production (Δt 30 °C)	Protection index
		C.H.	DHW	80-60 °C	40-30 °C		
VICTRIX TERA 28 1	3.027370 3.027370GPL	24,1	28,3	97,8%	108,2%	13,5 l/min	IPX5D
VICTRIX TERA 32 1	3.027371 3.027371GPL	28,0	32,0	97,9%	107,9%	15,3 l/min	IPX5D
VICTRIX TERA 38 1* PREVIEW	3.030803 3.030803GPL	34,0	37,9	97,8%	108,5%	18,1 l/min	IPX5D

* Data are not definitive.

Main thermoregulation kits

Type	Code
SMARTECH PLUS (SMART remote control) NEW	3.030909
CAR ^{v2} (modulating remote control)	3.021395
External probe	3.014083
DOMINUS interface kit	3.026273

Main option kits

Magnetic cyclone filter kit	3.024176
Condensate discharge pump kit	3.026374
Connection kit	3.019264
Anti freeze protection kit -15 °C	3.017324

For the complete list of the option kits and of the "Green Series" flue system kits for VICTRIX TERA boiler see the Accessories section of the catalogue.



VICTRIX TERA PLUS

Wall-hung only heating condensing boiler

- NOx class 6
- Stainless steel condensing module
- Low consumption pump
- Optional connection kit
- Adjustable system by-pass
- Standard frost protection up to -5 °C
- Connection to Immerstor range by means option kit 3.024609 (to be combined to the connection kit 3.024907)



Model	Dimensions [H x W x D] mm	Empty appliance weight kg
24 PLUS	748 x 440 x 256	32,0
35 PLUS	748 x 440 x 256	35,1

Model	Code N.G. L.P.G.	Heat output kW		Efficiency at nominal heat output		Protection index
		C.H.	DHW	80-60 °C	40-30 °C	
VICTRIX TERA 24 PLUS	3.027373 3.027373GPL	24,1	28,3	97,8%	108,2%	IPX5D
VICTRIX TERA 35 1* PREVIEW	3.030804 3.030804GPL	34,0	37,9	97,8%	108,5%	IPX5D

* Data are not definitive.

Main thermoregulation kits

Type	Code
SMARTECH PLUS (SMART remote control) NEW	3.030909
CAR ^{v2} (modulating remote control)	3.021395
External probe	3.014083
DOMINUS interface kit	3.026273

Main option kits

Magnetic cyclone filter kit	3.024176
Condensate discharge pump kit	3.026374
Connection kit	3.024907
Storage tank connection kit	3.024609

For the complete list of the option kits and of the "Green Series" flue system kits for VICTRIX TERA 24 PLUS boiler see the Accessories section of the catalogue.



VICTRIX OMNIA

Wall-hung combi condensing boiler with DIN fitting

- Stainless steel condensing module
- **DIN connections characterized by the central gas fitting**
- Low consumption pump
- NOx class 6
- Gas adaptive through control board parameters; only one product code
- Adjustable system by-pass
- Optional connection kit
- Standard frost protection up to -5 °C



Dimensions (H x W x D) mm	Empty appliance weight kg
738 x 400 x 247	29,0

Model	Code	Heat output kW		Efficiency at nominal heat output		DHW production (Δt 30 °C)	Protection index
		C.H.	DHW	80-60 °C	40-30 °C		
VICTRIX OMNIA	3.028358	20,2	25,0	97,1%	106,9%	12,3 l/min	IPX5D

Main thermoregulation kits

Type	Code
SMARTECH PLUS (SMART remote control) NEW	3.030909
CAR ^{v2} (modulating remote control)	3.021395
External probe	3.014083
DOMINUS interface kit	3.026273

Main option kits

Magnetic cyclone filter kit	3.024176
Condensate discharge pump kit	3.026374
Connection kit	3.015229
Anti freeze protection kit -15 °C	3.017324

For the complete list of the option kits and of the "Green Series" flue system kits for VICTRIX OMNIA boiler see the Accessories section of the catalogue.



MYTHOS HP **NEW**

Wall-hung combi condensing boiler with heat recuperator

- Suitable for high temperature heating systems
- Low NOx eco-friendly burner
- NOx class 6
- Heat recuperator and condensate drain
- Low consumption pump
- Adjustable system by-pass
- Optional connection kit
- Standard frost protection up to -5 °C



Dimensions (H x W x D) mm	Empty appliance weight kg
786 x 440 x 240	33,6

Model	Code N.G. L.P.G.	Heat output kW	Rendimento energetico stagionale in riscaldamento	DHW production (Δt 30 °C)	Protection index
MYTHOS HP	3.029801 3.029801GPL	22,6	> 86%	10,8 l/min	IPX5D

Main thermoregulation kits

Type	Code
SMARTECH PLUS (SMART remote control) NEW	3.030909
CAR ^{v2} (modulating remote control)	3.021395
DOMINUS interface kit	3.026273

Main option kits

Condensate discharge pump kit	3.026374
Connection kit	3.015229
Anti-scale kit	3.017323

For the complete list of the option kits and of the "Green Series" flue system kits for MYTHOS HP boiler see the Accessories section of the catalogue.

HERCULES CONDENSING ErP

Floor standing with built-in storage tank of 120 litres

- Wide liquid crystal backlit display
- Stainless steel condensing module
- NO_x class 6
- Stainless steel storage tank with capacity of 120 litres prearranged for solar panels connection
- 3 star marking sanitary comfort
- Modulating heat output from 20 to 100%
- Prearranged for zone systems and high/low temperature systems
- Low consumption pumps
- ABT version factory fitted for mixed temperature systems



Model	Dimensions (H x W x D) mm	Empty appliance weight kg
26	1600 x 600 x 600	126,6
32	1600 x 600 x 600	127,9
ABT 32	1600 x 600 x 600	130,1



Model	Code N.G. L.P.G.	Heat output kW		Efficiency at nominal heat output		DHW production (Δt 30 °C)		Protection index
		C.H.	DHW	80-60 °C	40-30 °C	First 10 min	Continuous service	
HERCULES CONDENSING 26 3 ErP	3.025492 3.025492GPL	23,9	25,8	96,0%	106,5%	199 litres	12,3 l/min	IPX5D
HERCULES CONDENSING 32 3 ErP	3.025493 3.025493GPL	32,0	32,0	96,9%	107,3%	243 litres	15,3 l/min	IPX5D
HERCULES CONDENSING ABT 32 3 ErP	3.025494 3.025494GPL	32,0	32,0	96,9%	107,3%	243 litres	15,3 l/min	IPX5D

Main thermoregulation kits

Type	Code
SUPER CAR (modulating remote control)	3.016577
CAR ^{v2} (modulating remote control)	3.021395
External probe	3.014083
Relay board kit	3.015350

Main option kits

Condensate discharge pump kit for floor standing boilers	3.026841
Low temperature second zone kit	3.025483
High temperature second zone kit	3.025484
2 high temperature zones kit	3.025485
2 low temperature zones kit	3.025487
Additional low temperature zone kit for ABT version	3.025486

For the complete list of the option kits and of the "Green series" flue system kits for HERCULES CONDENSING ErP boiler see the Accessories section of the catalogue.



HERCULES SOLAR 26 ErP

Floor standing condensing boiler with built-in stainless steel storage tank of 200 litres, **solar system ready**

- NOx class 6
- Stainless steel condensing module
- Modulating heat output from 12 to 100%
- Wide liquid crystal backlit display
- Solar circuit included: 12 litres solar expansion vessel, 6 bar solar safety valve, low consumption solar pump
- Stainless steel storage tank with capacity of 200 litres
- 3 star marking sanitary comfort
- Pre-arranged for functioning in high/low temperature heating systems
- Low consumption pumps



Dimensions (H x W x D) mm **Empty appliance weight kg**

1970 x 600 x 750

193,8

Model	Code N.G. L.P.G.	Heat output kW		Storage tank capacity	Efficiency at nominal heat output		DHW production (Δt 30 °C)		Protection index
		C.H.	DHW		80-60 °C	40-30 °C	First 10 min	Continuous service	
HERCULES SOLAR 26 2 ErP	3.025496 3.025496GPL	24,4	26,7	200 litres	96,9%	107,5%	190 litres	12,4 l/min	IPX5D

Main thermoregulation kits

Type	Code
SUPER CAR (modulating remote control)	3.016577
CAR ^{v2} (modulating remote control)	3.021395
External probe	3.014083
Relay board kit	3.015350

Main options

Condensate discharge pump kit for floor standing boilers	3.026841
Solar connection kit	3.021382
Low temperature second zone kit	3.025483
High temperature second zone kit	3.025484
2 high temperature zones kit	3.025485
2 low temperature zones kit	3.025487

For the complete list of the option kits and of the "Green series" flue system kits for HERCULES SOLAR 26 ErP boiler see the Accessories section of the catalogue.



AVIO ECO 24

Wall-hung traditional boiler with built-in stainless steel storage tank of 45 litres with low NOx

- Low NOx eco-friendly burner
- NOx class 6
- **Open chamber conventional flue model**
- Stainless steel storage tank with capacity of 45 litres
- Low consumption pump
- Adjustable system by-pass
- Approved for indoor installation
- Possibility of connection to existing collective ramified flues (after verification)
- Connection kit as standard
- **Designed for natural gas only**



Dimensions (H x W x D) mm	Empty appliance weight kg
900 x 580 x 410	52,0

Model	Code N.G.	Heat output kW	Storage tank capacity	Efficiency at nominal heat output	DHW production (Δt 30 °C)		Protection index
					First 10 min	Continuous service	
AVIO ECO 24	3.028383	24,0	45 litres	> 90,1%	122 litres	11,5 l/min	IPX5D

Main thermoregulation kits

Type	Code
SMARTECH PLUS (SMART remote control) NEW	3.030909
CAR ^{v2} (modulating remote control)	3.021395
External probe	3.014083
DOMINUS interface kit	3.026273

Main option kits

Anti-scale kit	3.013499
Recirculation kit with DHW pump	3.015380

For the complete list of the option kits for AVIO ECO 24 boilers see the Accessories section of the catalogue.



NIKE ECO 24

Wall-hung combi traditional boiler with low NOx

- Low NOx eco-friendly burner
- NOx class 6
- **Open chamber conventional flue model**
- Low consumption pump
- Adjustable system by-pass
- Approved for indoor installation
- Possibility of connection to existing collective ramified flues (after verification)
- Connection kit as standard
- **Designed for natural gas only**



Dimensions (H x W x D) mm	Empty appliance weight kg
785 x 440 x 340	31,2

Model	Code N.G.	Heat output kW	Efficiency at nominal heat output	DHW production (Δt 30 °C)	Protection index
NIKE ECO 24	3.028476	24,0	> 90,2%	11,5 l/min	IPX5D

Main thermoregulation kits

Type	Code
SMARTECH PLUS (SMART remote control) NEW	3.030909
CAR ^{v2} (modulating remote control)	3.021395
External probe	3.014083
DOMINUS interface kit	3.026273

Main option kits

All-purpose connection kit	3.011667
Anti-scale kit	3.016305

For the complete list of the option kits for NIKE ECO 24 boiler see the Accessories section of the catalogue.



JULIUS ECO

Wall-hung instantaneous water heater

open chamber and conventional flue with low NOx

- Low NOx eco-friendly burner
- Battery-run electronic ignition
- Minimum functioning water pressure required
- Gas economizer selector and temperature/flow-rate selector
- Chimney safety device
- Approved for indoor installation
- Wall mounting plugs as standard
- Optional connection kit



JULIUS ECO 11



JULIUS ECO 14



Model	Dimensions (H x W x D) mm	Empty appliance weight kg
11	592 x 314 x 245	11,8
14	650 x 363 x 245	13,6

Model	Code N.G. L.P.G.	Heat output kW	Open Chamber and conventional flue	Battery electronic ignition	Flue gas Ø discharge pipe (mm)	DHW production (ΔT 25 °C)*
JULIUS ECO 11	3.028682 3.028682GPL	19,3	•	1 Battery 1,5 V Alcaline as standard	110	11,0 l/min
JULIUS ECO 14	3.028683 3.028683GPL	24,3	•	1 Battery 1,5 V Alcaline as standard	130	14,0 l/min

* The data is obtained by mixing.

Main option kits

Type	Code
Gas and water inlet knobs kit	3.027712
All-purpose connection kit	3.015027
Anti-scale kit	3.014114



CAESAR EXTRA

Wall-hung instantaneous water heater open chamber and fan assisted with low NOx

- Low NOx eco-friendly burner
- Electronic control board microprocessor driven
- Electronic ignition and modulation
- Minimum functioning water pressure required
- Solar function as standard
- Approved for outdoor installation, in partially protected areas
- Flue system not required
- Wall mounting plugs and bracket as standard
- Optional connection kit



CAESAR EXTRA 11  **A**

CAESAR EXTRA 14  **A**

Model	Dimensions (H x W x D) mm	Empty appliance weight kg
11	619 x 304 x 243	14,0
14	619 x 385 x 243	15,0

Model	Code N.G. L.P.G.	Heat output kW	Open Chamber and fan assisted	Electronic ignition	Approved for outdoors	DHW production (ΔT 25 °C)*
CAESAR EXTRA 11	3.028687 3.028687GPL	19,3	•	•	In partially protected area	11,0 l/min
CAESAR EXTRA 14	3.028688 3.028688GPL	24,3	•	•	In partially protected area	14,0 l/min

* The data is obtained by mixing.

Main option kits

Type	Code
All-purpose connection kit	3.015027
Gas and water inlet knobs kit	3.027712
Cover kit*	3.029443

* CAESAR EXTRA has been designed only for outdoor installation in partially protected area. This kit option provides just an additional weather protection.



CAESAR ECO

Wall-hung instantaneous water heaters sealed chamber and fan assisted with low NOx

- Low NOx eco-friendly burner
- Electronic control board microprocessor driven
- Electronic ignition and modulation
- Minimum functioning water pressure required
- Solar function as standard
- Approved for indoor installation
- Flue system "Blue series"
- Wall mounting plugs and bracket as standard
- Optional connection kit



CAESAR ECO 11



CAESAR ECO 14



CAESAR ECO 17



Model	Dimensions (H x W x D) mm	Empty appliance weight kg
11	619 x 304 x 229	14,0
14	619 x 385 x 229	16,0
17	619 x 385 x 229	18,0

Model	Code N.G. L.P.G.	Heat output kW	Sealed Chamber and fan assisted	Electronic ignition	Approved for indoors	DHW production ($\Delta T 25^\circ C$)*
CAESAR ECO 11	3.028684 3.028684GPL	19,3	•	•	•	11,0 l/min
CAESAR ECO 14	3.028685 3.028685GPL	24,3	•	•	•	14,0 l/min
CAESAR ECO 17	3.028686 3.028686GPL	29,4	•	•	•	17,0 l/min

* The data is obtained by mixing.

Main flue kits

Type	Code
Vertical concentric outlet $\varnothing 60/100$ (red ochre color)*	3.015631
Horizontal concentric kit $\varnothing 60/100$	3.025911
Twin pipes complete kit $\varnothing 80/80$	3.010351

* To be combined with the flanged stub-pipe for vertical outlet (code 3.011141)

Main option kits

Anti-scale kit	3.014114
All-purpose connection kit	3.015027
Gas and water inlet knobs kit	3.027712



EXTRA EU ONLY

CONDENSING BOILERS

WALL-HUNG COMBI AND HEATING ONLY

VICTRIX 24 TT combi	p. 159
---------------------	--------

TRADITIONAL BOILERS

WALL-HUNG WITH BUILT-IN STORAGE TANK

ZEUS SUPERIOR 32 kW with built-in stainless steel storage tank of 60 litres	p. 160
ZEUS kW with built-in stainless steel storage tank of 45 litres	p. 161

WALL-HUNG COMBI AND HEATING ONLY

MAIOR EOLO combi with "Aqua Celeris"	p. 162
MAIOR EOLO X 28 heating only	p. 163
NIKE MINI 28 kW SPECIAL combi	p. 164
MINI NIKE/EOLO combi	p. 165
MINI NIKE/EOLO X heating only	p. 166
NIKE/EOLO MYTHOS combi	p. 167
NIKE/EOLO STAR combi with bithermal heat exchanger	p. 168

LIGHT COMMERCIAL BOILERS

WALL-HUNG MODULAR CONDENSING BOILER

VICTRIX PRO heating only	p. 169
--------------------------	--------



VICTRIX 24 TT

Wall-hung combi condensing boiler

- Aluminium-silicon-magnesium condensing module
- Modulating heat output from 15 to 100%
- Gas adaptive through control board parameters; only one product code (natural gas)
- Pre-arranged for internal and external installations, in partially protected places
- Optional connection kit
- Adjustable and excludible system by-pass
- Standard frost protection up to -5 °C



Dimensions (H x W x D) mm	Empty appliance weight kg
748 x 440 x 276	32,0

Model	Code N.G. L.P.G.	Heat output kW		Efficiency at nominal heat output		DHW production (Δt 30 °C)	Protection index
		C.H.	DHW	80-60 °C	40-30 °C		
VICTRIX 24 TT 1 E	3.024724	20,5	23,6	96,3%	104,6%	11,3	IPX5D

Main thermoregulation kits

Type	Code
SMARTECH PLUS (SMART remote control) NEW	3.030909
CAR ^{v2} (modulating remote control)	3.021395
External probe	3.014083
Relay board kit	3.015350
DOMINUS interface kit	3.026273

Main option kits

Connection kit	3.019264
Magnetic cyclone filter kit	3.024176
Condensate discharge pump kit	3.026374

For the complete list of the option kits and of the "Green series" flue system kits for VICTRIX 24 TT boiler see the Accessories section of the catalogue.



ZEUS SUPERIOR 32 kW

Wall-hung traditional boiler with built-in stainless steel storage tank of 60 litres

- Sealed chamber fan assisted
- Integrated stainless steel storage tank with capacity of 60 litres
- Heat exchanger with high circulation
- 3 star marking sanitary comfort
- 2 litre sanitary expansion vessel
- Adjustable system by-pass
- Self-adaptable fan
- Electronic control board microprocessor driven
- Electronic ignition and modulation
- Standard frost protection up to -5 °C
- Connection kit as standard



Dimensions (H x W x D) mm	Empty appliance weight kg
900 x 600 x 450	70,2

Model	Code N.G. L.P.G.	Heat output kW		Storage tank capacity	Efficiency at nominal heat output	Sanitary comfort (EN 13203-1)	Protection index	DHW production (Δt 30 °C)	
		C.H.	DHW					First 10 min	Continuous service
ZEUS SUPERIOR 32 kW	3.018510 3.018510GPL	31,7	31,7	54 litres	94,3%	★ ★ ★	IPX5D	160 litres	15,1 l/min

Main thermoregulation kits

Type	Code
SUPER CAR (modulating remote control)	3.016577
CAR ^{v2} (modulating remote control)	3.021395
External probe	3.014083
Relay board kit	3.015350

Main option kits

2 litres additional system expansion vessel	3.018433
Recirculation kit (domestic hot water pump included)	3.015380

For the complete list of the option kits and of the "Blue series" flue system kits for ZEUS SUPERIOR 32 kW boiler see the Accessories section of the catalogue.



ZEUS kW

Wall-hung traditional boiler with built-in stainless steel storage tank of 45 litres

- Sealed chamber fan assisted models
- Integrated stainless steel storage tank with capacity of 45 litres
- Compact dimensions
- Adjustable system by-pass
- Electronic control board microprocessor driven
- Electronic ignition and modulation
- Standard frost protection up to -5 °C
- Connection kit as standard



Model	Dimensions (H x W x D) mm	Empty appliance weight kg
ZEUS 24 kW	890 x 580 x 380	54,0
ZEUS 28 kW	890 x 580 x 380	58,0

Model	Code N.G. L.P.G.	Heat output kW	Storage tank capacity	Efficiency at nominal heat output	DHW production (Δt 30 °C)		Protection index
					First 10 min	Continuous service	
ZEUS 24 kW	3.018506 3.018506GPL	24,0	45 litres	94,1%	135 litres	11,5 l/min	IPX4D
ZEUS 28 kW	3.018507 3.018507GPL	28,0	45 litres	93,9%	145 litres	13,4 l/min	IPX4D

Main thermoregulation kits

Type	Code
SMARTECH PLUS (SMART remote control) NEW	3.030909
CAR ^{v2} (modulating remote control)	3.021395
External probe	3.014083
Control box for pumps and zones	3.011668

Main option kits

DHW expansion vessel	3.017744
Recirculation kit (domestic hot water pump included)	3.015380

For the complete list of the option kits and of the "Blue series" flue system kits for ZEUS kW boiler see the Accessories section of the catalogue.



MAIOR EOLO

Wall-hung combi traditional boiler with "Aqua Celeris"

- Sealed chamber fan assisted models
- New modern design
- "Aqua Celeris" patented system
- Approved for indoor and outdoor installation in partially protected areas
- Adjustable system by-pass
- Electronic control board microprocessor driven
- Electronic ignition and modulation
- Optional connection kit
- Standard frost protection up to -5 °C



Model	Dimensions (H x W x D) mm	Empty appliance weight kg
24	751 x 440 x 340	41,5
28	751 x 440 x 340	41,9
32	751 x 440 x 340	42,4

Model	Code N.G. L.P.G.	Heat output kW	Efficiency at nominal heat output	Sealed chamber fan assisted	DHW production [Δt 30 °C]	Protection index
MAIOR EOLO 24 4 E	3.020922 3.020922GPL	24,0	93,0%	•	11,5 l/min	IPX5D
MAIOR EOLO 28 4 E	3.020923 3.020923GPL	28,0	94,3%	•	13,4 l/min	IPX5D
MAIOR EOLO 32 4 E	3.020924 3.020924GPL	32,0	93,5%	•	15,3 l/min	IPX5D

Main thermoregulation kits

Type	Code
SMARTECH PLUS (SMART remote control) NEW	3.030909
CAR ^{v2} (modulating remote control)	3.021395
External probe	3.014083
Solar probe kit	3.021452
Relay board kit	3.015350

Main option kits

2 litres additional system expansion vessel	3.018433
Connection kit	3.021453

For the complete list of the option kits and of the "Blue series" flue system kits for MAIOR EOLO boiler see the Accessories section of the catalogue.



MAIOR EOLO X 28

Wall-hung traditional boiler for heating only

- Digital display
- Electronic control board microprocessor driven
- Electronic ignition and modulation
- Pre-arranged for connection to Immerstor range
- Adjustable by-pass
- Standard frost protection up to -5 °C
- Connection to Immerstor range by means option kit 3.020934 (to be combined to the connection kit 3.021453)



Dimensions (H x W x D) mm	Empty appliance weight kg
751 x 440 x 340	37,3

Model	Code N.G. L.P.G.	Heat output kW	Efficiency at nominal heat output	Protection index
MAIOR EOLO X 28	3.020928 3.020928GPL	28,0	94,3%	IPX5D

Main thermoregulation kits

Type	Code
SMARTECH PLUS (SMART remote control) NEW	3.030909
CAR ^{v2} (modulating remote control)	3.021395
External probe	3.014083
Relay board kit	3.015350

Main option kits

Connection kit	3.021453
Storage tank connection kit	3.020934

For the complete list of the option kits and of the "Blue series" flue system kits for MAIOR EOLO X 28 boiler see the Accessories section of the catalogue.



NIKE MINI 28 kW SPECIAL

Wall-hung combi traditional boiler

- Open chamber conventional flue model
- Functioning information and diagnostic by LED
- Electronic control board microprocessor driven
- Electronic ignition and modulation
- Compact hydraulic group with automatic system by-pass
- Domestic hot water stainless steel heat exchanger
- Connection kit as standard



Dimensions (H x W x D) mm	Empty appliance weight kg
740 x 450 x 310	31,0

Model	Code N.G. L.P.G.	Heat output kW	Efficiency at nominal heat output	DHW production [Δt 30 °C]	Protection index
NIKE MINI 28 kW SPECIAL	3.018921 3.018921GPL	27,9	90,3%	13,3 l/min	IPX4D

Main thermoregulation kits

Type	Code
CAR ^{v2} (modulating remote control)	3.021395
External probe	3.014083

Main option kits

Anti-scale kit	3.016305
All-purpose connection kit	3.011667

For the complete list of the option kits for NIKE MINI 28 kW SPECIAL boiler see the Accessories section of the catalogue.

MINI NIKE/EOLO

Wall-hung combi traditional boiler

- Open chamber conventional flue model (NIKE) or sealed chamber fan assisted models (EOLO)
- Modern design and compact dimensions
- Digital display
- Electronic control board microprocessor driven
- Electronic ignition and modulation
- Compact hydraulic group with adjustable system by-pass
- Domestic hot water stainless steel heat exchanger
- Optional connection kit



Model	Dimensions (H x W x D) mm	Empty appliance weight kg
NIKE 24	755 x 440 x 240	26,1
EOLO 24	751 x 440 x 240	32,0
EOLO 28	751 x 440 x 340	38,0

Model	Code N.G. L.P.G.	Heat output kW	Efficiency at nominal heat output	Open chamber conventional flue	Sealed chamber fan assisted	DHW production (Δt 30 °C)	Protection index
MINI NIKE 24 3 E	3.020852 3.020852GPL	23,8	91,0%	•		11,4 l/min	IPX4D
MINI EOLO 24 3 E	3.020853 3.020853GPL	24,0	93,6%		•	11,5 l/min	IPX5D
MINI EOLO 28 3 E	3.020856 3.020856GPL	28,0	94,3%		•	13,4 l/min	IPX5D

Main thermoregulation kits

Type	Code
SMARTTECH PLUS (SMART remote control) NEW	3.030909
CAR ^{v2} (modulating remote control)	3.021395
External probe	3.014083

Main option kits

Connection kit	3.021453
Anti-scale kit	3.016305

For the complete list of the option kits and of the "Blue series" flue system kits for MINI EOLO boiler see the Accessories section of the catalogue.



MINI NIKE/EOLO X

Wall-hung traditional boiler for heating only

- Open chamber conventional flue models (NIKE) or sealed chamber fan assisted models (EOLO)
- Modern design and compact dimensions
- Digital display
- Electronic control board microprocessor driven
- Electronic ignition and modulation
- Pre-arranged for connection to Immerstor range
- Adjustable by-pass
- Connection to Immerstor range by means option kit 3.020934 (to be combined to the connection kit 3.021453)



Model	Dimensions (H x W x D) mm	Empty appliance weight kg
NIKE X 24	755 x 440 x 240	25,5
EOLO X 24	751 x 440 x 240	31,4

Model	Code N.G. L.P.G.	Heat output kW	Efficiency at nominal heat output	Open chamber conventional flue	Sealed chamber fan assisted	Protection index
MINI NIKE X 24 3 E	3.020857 3.020857GPL	23,8	91,0%	•		IPX4D
MINI EOLO X 24 3 E	3.020855 3.020855GPL	24,0	93,6%		•	IPX5D

Main thermoregulation kits

Type	Code
SMARTECH PLUS (SMART remote control) NEW	3.030909
CAR ^{V2} (modulating remote control)	3.021395
External probe	3.014083

Main option kits

Connection kit	3.021453
Anti-scale kit	3.016305
Storage tank connection kit	3.020934

For the complete list of the option kits and of the "Blue series" flue system kits for MINI EOLO X boiler see the Accessories section of the catalogue.



NIKE/EOLO MYTHOS

Wall-hung combi traditional boiler

- Open chamber conventional flue model (NIKE) and sealed chamber fan assisted model (EOLO)
- Digital display
- Adjustable by-pass
- Electronic ignition and modulation
- Electronic control board microprocessor driven
- Optional connection kit



Model	Dimensions (H x W x D) mm	Empty appliance weight kg
NIKE MYTHOS 24	751 x 440 x 240	24,2
EOLO MYTHOS 24	756 x 440 x 240	29,2

Model	Code N.G. L.P.G.	Heat output kW	Efficiency at nominal heat output	Open chamber conventional flue	Sealed chamber fan assisted	Protection index	DHW production (Δt 30 °C)
NIKE MYTHOS 24 2 E	3.024014 3.024014GPL	23,6	89,8%	•		IPX4D	11,3 l/min
EOLO MYTHOS 24 2 E	3.024013 3.024013GPL	24,0	91,7%		•	IPX5D	11,4 l/min

Main thermoregulation kits

Type	Code
SMARTECH PLUS (SMART remote control) NEW	3.030909
CAR ^{v2} (modulating remote control)	3.021395
MINI CRD (mini weekly chronothermostat and modulating remote control)	3.020167

Main option kits

Connection kit	3.015229
Anti-scale kit	3.013860

For the complete list of the option kits and of the "Blue series" flue system kits for EOLO MYTHOS 24 boiler see the Accessories section of the catalogue.



NIKE/EOLO STAR

Wall-hung combi traditional boiler with bithermal heat exchanger

- Open chamber conventional flue model (NIKE) and sealed chamber fan assisted model (EOLO)
- Digital display
- Bithermal heat exchanger for heating and fast domestic hot water production
- Adjustable by-pass
- Electronic ignition and modulation
- Electronic control board microprocessor driven
- Optional connection kit



Model	Dimensions (H x W x D) mm	Empty appliance weight kg
NIKE STAR 24 4 E	751 x 440 x 240	24,6
EOLO STAR 24 4 E	751 x 440 x 240	29,0

Model	Code N.G. L.P.G.	Heat output kW	Efficiency at nominal heat output	Open chamber conventional flue	Sealed chamber fan assisted	Protection index	DHW production (Δt 30 °C)
NIKE STAR 24 4 E	3.027058 3.027058GPL	23,6	91,1%	•		IPX4D	11,3 l/min
EOLO STAR 24 4 E	3.027046 3.027046GPL	23,8	93,4%		•	IPX5D	11,4 l/min

Main thermoregulation kits

Type	Code
SMARTECH PLUS (SMART remote control) NEW	3.030909
CAR ^{V2} (modulating remote control)	3.021395
MINI CRD (mini weekly chronothermostat and modulating remote control)	3.020167
DOMINUS interface kit	3.026273

Main option kits

Connection kit	3.015229
Cover kit for direct air suction (only for EOLO STAR)	3.019090

For the complete list of the option kits and of the "Blue series" flue system kits for EOLO STAR boiler see the Accessories section of the catalogue.



VICTRIX PRO

Wall-hung modular condensing boiler for heating only

- Wide range (4 models)
- Modulating heat output from 10 to 100%
- Possible indoor or outdoor installation (thanks to special supporting frame)
- Double NTC probe for optimum temperature control
- Electronic control board microprocessor driven
- Electronic ignition and modulation
- Possibility of installation in cascade (up to 8 appliances)
- Hydraulic options and flue systems for cascade installations (up to 5 appliances)
- Possibility to connect a separate storage tank unit
- Standard frost protection up to -5 °C



Model	Dimensions (H x W x D) mm	Empty appliance weight kg
55 1 I	843 x 442 x 453	51,4
80 1 I	1038 x 600 x 497	79,5
100 1 I	1038 x 600 x 497	95,9
120 1 I	1038 x 600 x 497	102,5

Model	Code N.G. L.P.G.	Heat output kW		Efficiency at nominal heat output		Protection index
		80-60 °C	50-30 °C	80-60 °C	50-30 °C	
VICTRIX PRO 55 1 I	3.024489 3.024489GPL	49,9	54,8	97,3%	106,8%	IPX5D
VICTRIX PRO 80 1 I	3.024490 3.024490GPL	73,0	80,3	97,0%	106,6%	IPX5D
VICTRIX PRO 100 1 I	3.024491 3.024491GPL	90,0	98,8	97,5%	107,0%	IPX5D
VICTRIX PRO 120 1 I	3.024492 3.024492GPL	111,0	121,7	97,3%	106,7%	IPX5D

For the complete list of the accessories for VICTRIX PRO boiler see from page 117.



ACCESSORIES

THERMOREGULATION p. 172

FLUE KITS p. 177

OPTION KITS p. 195





The wide range of accessories is divided into three areas in which you can find any specific accessory to complete the installation of each Immergas gas boiler:

- **thermoregulation**
- **flue kits**
- **option kits**

By using original kits the quality and reliability of products are granted.

Thermoregulation


SMARTECH PLUS **NEW**

Hi-tech smart wireless remote control with Bluetooth technology

Features:

- SMART remote control
- Temperature regulation and heating time bands from display or remotely through a dedicated application (internet or Wi-Fi connection required)
- Ability to control up to 18 SMART thermostats in different homes (through the application)
- Possibility of switching on / off according to time bands or a geolocation of family members (through the application)
- Checking boiler operation: energy consumption, modification of parameters, anomaly display (through website)
- Very low consumption (runs on batteries and has an autonomy indicative > 2 years)
- High readability from various angles (display e-ink)



Description		Code
<p>SMARTECH PLUS NEW Equipped with:</p> <ul style="list-style-type: none"> • gateway • wall fixing base (with integrated bubble level) • table stand <p>Power supply 2 batteries (standard) Operating ambient temperature 0 - + 40 ° C Protection class IP 20</p> <p>Temperature control class: V* or VI Contribution to seasonal space heating energy efficiency 3%* or 4%</p>	 <p>Dimensions (Ø x D) mm 70 x 35</p> <p>Dimensions (Ø x D) mm 70 x 18</p>	3.030909

Optional

Description		Code
<p>Expansion kit NEW For controlling the temperature in several areas of the house (example living and sleeping areas) Up to 2 expansions can be controlled, for a total of 3 zones, with supervision of the various temperatures.</p>		3.030911
<p>Electrical box cover plate kit NEW</p>		3.031013

*Temperature control class with default settings. The class depends on the settings and operation modes that can be changed, for example Modulating or ON/OFF. The use of these devices contributes, in percentage, to the seasonal energy efficiency of the heating system.



Thermoregulation

SUPER CAR (modulating remote control)

Description		Code
<p>Modulating back-lighted chronothermostat and remote control with wide display.</p> <p>Temperature control class: V* or VI Contribution to seasonal space heating energy efficiency 3%* or 4%</p>	 <p>Dimensions (H x W x D) mm 95 x 140 x 31</p>	3.016577

CAR^{V2} (modulating remote control)

<p>Modulating back-lighted chronothermostat and remote control. Special features including antifreeze temperature setting and antilegionella function (only for gas boilers with storage tank).</p> <p>Temperature control class: V* or VI Contribution to seasonal space heating energy efficiency 3%* or 4%</p>	 <p>Dimensions (H x W x D) mm 103 x 142 x 31</p>	3.021395
---	--	----------

CAR^{V2} WIRELESS (wireless modulating remote control)

<p>Modulating back-lighted chronothermostat and wireless remote control. Special features including antifreeze temperature setting and antilegionella function (only for gas boilers with storage tank).</p> <p>Temperature control class: V* or VI Contribution to seasonal space heating energy efficiency 3%* or 4%</p>	 <p>Dimensions (H x W x D) mm 103 x 142 x 31</p>  <p>Dimensions (H x W x D) mm 82 x 105 x 26</p>	3.021623
--	--	----------

MINI CRD (modulating remote control)

<p>Modulating chronothermostat and compact remote control.</p> <p>Temperature control class: V* or VI Contribution to seasonal space heating energy efficiency 3%* or 4%</p>	 <p>Dimensions (H x W x D) mm 80 x 80 x 23</p>	3.020167
--	--	----------

*Temperature control class with default settings. The class depends on the settings and operation modes that can be changed, for example Modulating or ON/OFF. The use of these devices contributes, in percentage, to the seasonal energy efficiency of the heating system.



Thermoregulation

CRONO 7 (weekly digital chronothermostat)

Description		Code
<p>Weekly digital chronothermostat.</p> <p>Temperature control class IV* or VII Contribution to seasonal space heating energy efficiency 2%* or 3,5%</p>	 <p>Dimensions (H x W x D) mm 103 x 142 x 31</p>	3.021622


CRONO 7 (wireless weekly digital chronothermostat)

<p>Wireless weekly digital chronothermostat.</p> <p>Temperature control class IV* or VII Contribution to seasonal space heating energy efficiency 2%* or 3,5%</p>	 <p>Dimensions (H x W x D) mm 103 x 142 x 31</p>  <p>Dimensions (H x W x D) mm 82 x 105 x 26</p>	3.021624
---	--	----------

Room thermostat

<p>Simple thermostat for the manual regulation of the temperature.</p> <p>Available for all models.</p> <p>Temperature control class: I* Contribution to seasonal space heating energy efficiency 1%*</p>		3.012287
---	--	----------

External probe


<p>Allows at the boiler to functioning at a variable temperature according to the climatic conditions.</p> <p>Available for all models, except MYTHOS HP, NIKE/EOLO STAR and NIKE/EOLO MYTHOS.</p> <p>Temperature control class: II*, VI or VII Contribution to seasonal space heating energy efficiency 2%*, 4% or 3,5%</p>		3.014083
--	--	----------

*Temperature control class with default settings. The class depends on the settings and operation modes that can be changed, for example Modulating or ON/OFF. The use of these devices contributes, in percentage, to the seasonal energy efficiency of the heating system.




Thermoregulation

DOMINUS interface kit

Description		Code
<p>Wi-fi interface kit to remote control by App. Available for: VICTRIX ZEUS, VICTRIX MAIOR TT/X, VICTRIX TT ErP/X TT ErP, VICTRIX TT, VICTRIX EXA/X ErP, VICTRIX TERA VIP, VICTRIX TERA/PLUS, VICTRIX OMNIA, MYTHOS HP, NIKE/AVIO ECO and NIKE/EOLO STAR.</p> <p>Power supply 24 Vac - 0,4 A Set heating room temperature 0 - + 40 °C Electric protection index IP 20</p>		3.026273

Telephonic remote control

<p>For buildings equipped with telephone network. Available for all models.</p>	 <p>Dimensions (H x W x D) mm 85 x 85 x 31</p>	3.013305
---	--	----------


GSM telephonic control

<p>For buildings not equipped with telephone network. Available for all models.</p>	 <p>Dimensions (H x W x D) mm 198 x 78 x 30,5</p>	3.017182
---	---	----------

Control box for pumps and zones (maximum 3)

<p>Available for all models except VICTRIX TERA VIP, VICTRIX TERA/X, MYTHOS HP, NIKE/EOLO STAR and NIKE/EOLO MYTHOS.</p>		3.011668
--	--	----------

Relay board kit

<p>Allows interface between zone valves and CAR^{v2} or SUPER CAR, to send an alarm signal, to manage external pump etc.</p> <p>Available for all models except VICTRIX TERA VIP, VICTRIX TERA/PLUS, MYTHOS HP, NIKE/EOLO STAR, NIKE/EOLO MYTHOS, ZEUS KW and NIKE MINI 28 SPECIAL.</p>		3.015350
---	--	----------

*Temperature control class with default settings. The class depends on the settings and operation modes that can be changed, for example Modulating or ON/OFF
The use of these devices contributes, in percentage, to the seasonal energy efficiency of the heating system.



Thermoregulation

Low temperature safety thermostat kit

Description		Code
For HERCULES CONDENSING ErP and HERCULES SOLAR 26 ErP.		3.019869
For all gas boiler < 35 kW except HERCULES models.		3.019229


Storage tank NTC probe kit

For electrical connection between gas boiler < 35 kW and storage tank not Immergas. Provided as standard with all Immergas storage tanks except UB 300/550/750 V2.		3.019375
---	--	----------


Solar probe kit

Available for VICTRIX TT, VICTRIX EXA, VICTRIX TERA VIP, VICTRIX TERA, NIKE ECO 24 and MAIOR EOLO.		3.021452
--	--	----------

Multi-zone electronic board

It can manage 4 zones at the same temperature or 1 mixed and 1 direct zone by remote modulating controls (ie. CAR ^{v2}). For all gas boiler < 35 kW except HERCULES and SUPERIOR models.	 Dimensions (H x W x D) mm 175 x 110 x 50	3.028444
---	---	----------

Mixing valve kit







For multi-zone electronic board (code 3.028444).		3.027084
--	--	----------



Flue systems “Green Series” for condensing boilers < 35 kW

The “Green Series” kits are exclusively made for condensing boilers and they are PPS manufactured in order to guarantee high resistance to corrosion and allow quick and functional installation, thanks also to the simple coupling system adopted and to the use of special seals. To ensure correct installation of Immergas condensing boilers, the air inlet/flue outlet pipes kit **must be selected from the Immergas “Green Series”** shown here. **These components - except for the C₆ type - are provided and guaranteed by the boiler’s constructor.**












Concentric kits Ø 60/100

Description		Code
Horizontal concentric complete kit Ø 60/100 with swivel terminal Max lenght 9,9 m.		3.024267
Horizontal concentric complete kit Ø 60/100 Max lenght 12,9 m.		3.012000
Horizontal concentric complete kit Ø 60/100 Short Max lenght 11,9 m.		3.024598
Vertical concentric complete kit Ø 60/100 (red ochre colour)		3.016833
Vertical concentric complete kit Ø 60/100 (black colour)		3.018501
Horizontal concentric outlet Ø 60/100		3.016836
Horizontal concentric swivel outlet Ø 60/100		3.027408
Flanged stub-pipe kit Ø 60/100		3.012086
Pipe Ø 60/100 with inspection holes		3.024599
Extension pipe kit Ø 60/100 1 m long		3.012089
Extension pipe kit Ø 60/100 0,5 m long		3.014643
90° bend Ø 60/100 kit		3.012093
90° bend Ø 60/100 kit with inspection holes		3.016174
45° bend Ø 60/100 kit		3.012095
10 gasket kit Ø 60 (5 bend gaskets and 5 extension gaskets)		3.015376
Gasket kit for flange Ø 60/100		3.015379



Flue systems “Green Series” for condensing boilers < 35 kW

Twin pipe kits Ø 80

Description		Code
Twin pipe complete kit		3.012002
Vertical Terminal outlet kit Ø 80		3.015256
Anti-wind vertical terminal kit Ø 80		3.021721
Stainless steel vertical outlet kit Ø 80		3.024295
Horizontal outlet terminal Ø 80		3.016363
Flanged stub-pipe Ø 80 for flue discharge		3.016364
Flanged stub-pipe kit Ø 80		3.012087
Flanged stub-pipe + bend + extension pipe Ø 80 for flue discharge		3.016365
4 extension pipes Ø 80 kit 0,5 m long		3.014642
4 extension pipes Ø 80 kit 1 m long		3.012088
1 extension pipe Ø 80 2 m long		3.016837
4 x 90° bends Ø 80 kit		3.012091
45° bend Ø 80 kit		3.012092
10 gasket kit Ø 80 [5 bend gaskets and 5 extension gaskets]		3.015378



Flue systems “Green Series” for condensing boilers < 35 kW

Concentric kits Ø 80/125

Description		Code
Horizontal concentric kit Ø 80/125		3.030782
Vertical concentric kit Ø 80/125		3.015243
Extension pipe Ø 80-125 1 m long		3.018667
Extension pipe kit Ø 80/125 2 m long		3.015246
87° bend Ø 80/125 kit with inspection holes		3.022988
Stub-pipe kit Ø 80/125 with inspection holes		3.022989
87° Bend kit Ø 80/125		3.015247
2 x 45° Bend kit Ø 80/125		3.015248
Flange Ø 60/100 coupling Ø 80/125 adapter kit		3.022990
Flashing Kit Ø 80/125 for flat roof		3.015249

Kit for ducting systems c₉ - for air intake directly from the shaft where the flue gas exhaust is obtained by means of a ducting system.

Ø 125 adapter kit for C ₉ ducting system		3.022033
Ø 100 adapter kit for C ₉ ducting system		3.022032

Cover kits

Cover kit for VICTRIX ZEUS SUPERIOR ErP		3.018247
Cover kit for VICTRIX SUPERIOR ErP/ X ErP		3.017209
Cover kit for VICTRIX ZEUS		3.027446
Cover kit for VICTRIX EXA ErP/X ErP		3.026010
Cover kit for VICTRIX MAIOR TT ErP/X ErP, VICTRIX TT ErP/X ErP		3.024608
Cover kit for VICTRIX TERA/PLUS		3.027263
Cover kit for VICTRIX TERA VIP		3.029914
Cover kit for VICTRIX OMNIA		3.028415
Cover kit for MYTHOS HP and STAR		3.019090

Additional kits

B ₂₃ terminal kit for HERCULES ErP		3.020004
---	--	----------



Flue systems “Green Series” for condensing boilers < 35 kW

Ø 60 mm ducting system

The Immergas ducting system consists of a series of modules and components, identified as individual kits, which, assembled according to specific installation needs, make up the complete system and enable it to be combined with the various known plant solutions.

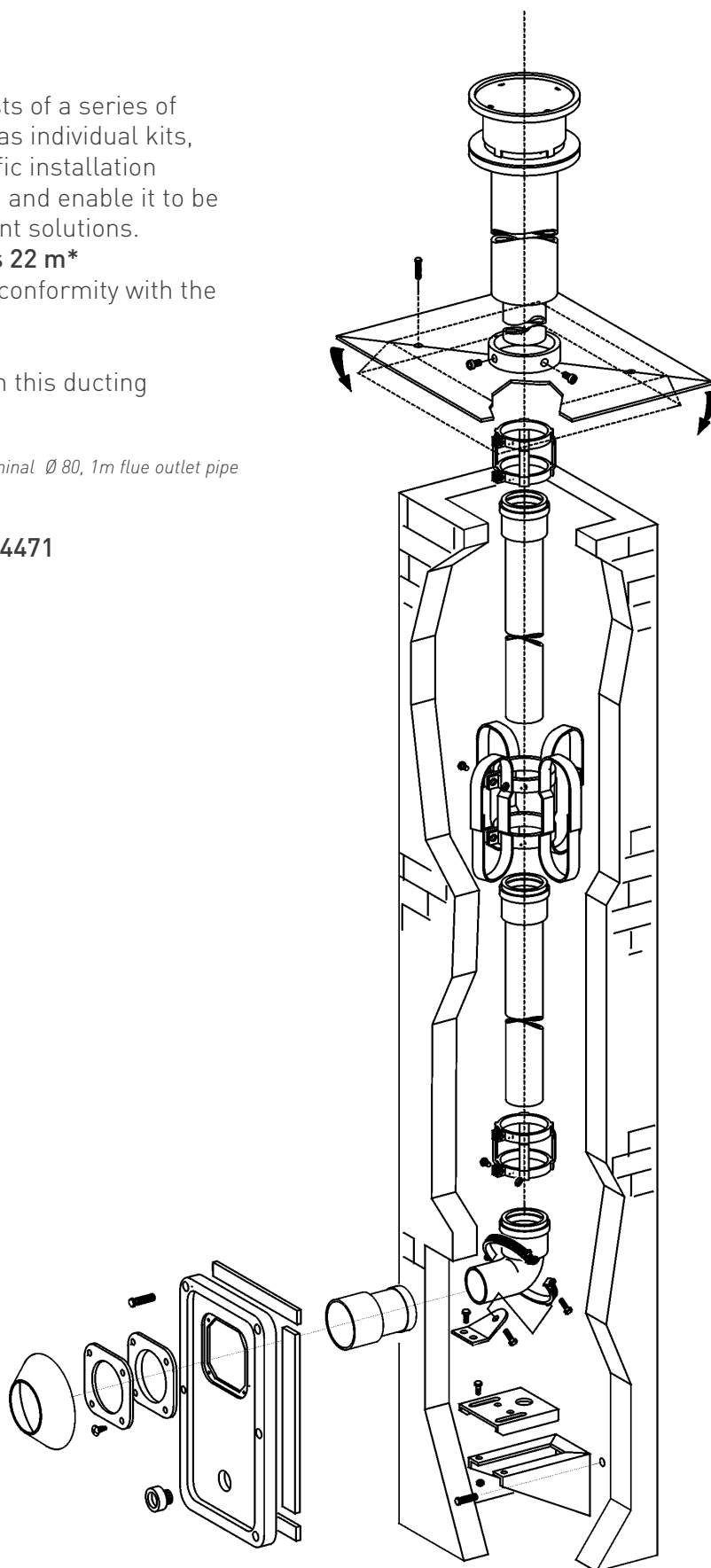
The maximum allowed pipe length is 22 m*

(the installation has to be realized in conformity with the assembling instruction provided).

MYTHOS HP cannot be combined with this ducting system.












** This length is obtained considering the air inlet terminal Ø 80, 1m flue outlet pipe Ø 80 and the two 90 ° bends Ø 80.*

EC Certificate according to UNI EN 14471



Flue systems “Green Series” for condensing boilers < 35 kW

Ø 60 mm ducting system

Description		Code
Vertical outlet kit for ducting system Ø 60 (vertical concentric exhaust flue terminal Ø 60 and chimney closing panel)		3.012112
Push-fitting extension pipes kit 1 m for ducting system Ø 60 (4 extension pipes Ø 60 1 m long)		3.012144
Push-fitting extension pipes kit 2 m for ducting system Ø 60 (1 extension pipe Ø 60 2 m long)		3.013869
Pipe clamp kit for ducting system Ø 60 (5 pipe clamps Ø 60)		3.012145
Spacer pipe clamp kit for ducting system Ø 60 (3 spacer pipe clamps Ø 60)		3.012146
Hanging bracket kit (adjustable support chimney hanging bracket)		3.011600
Support bend kit for ducting system Ø 60 (support bend Ø 60, bend locking collar, clamp, reduction Ø 80 - Ø 60)		3.012153
Chimney hole closing panel (hole closing panel, inspection door and grommet)		3.012008
90° bend Ø 60 for ducting system		3.013870
45° bend Ø 60 for ducting system		3.013871
Ø 100 adapter kit for C9 ducting system* (for direct air intake from an existing chimney with green series ducting systems)		3.022032

* The kit must be combined with Ø 60/100 flue discharge kits (see page 177).



Flue systems “Green Series” for condensing boilers < 35 kW

Ø 50 mm flexible ducting system

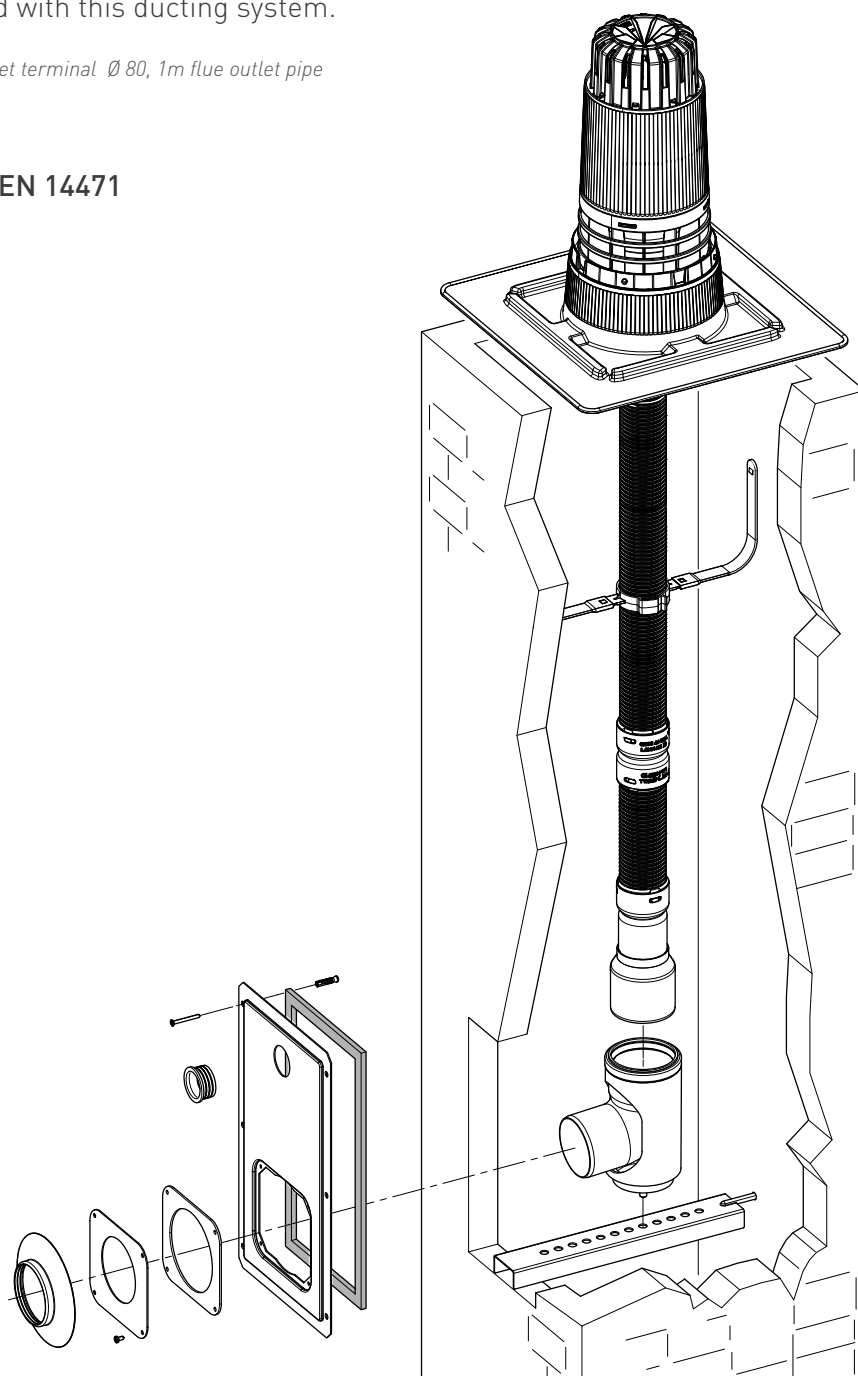
The Immergas flexible ducting system consists of a series of modules and components, identified as individual kits, which, assembled according to specific installation needs, make up the complete system and enable it to be combined with the various known plant solutions.

The maximum allowed pipe length is 7,5 m* (the installation has to be realized in conformity with the assembling instruction provided).

MYTHOS HP cannot be combined with this ducting system.

** This length is obtained considering the air inlet terminal Ø 80, 1m flue outlet pipe Ø 80 and the two 90 ° bends Ø 80.*

EC Certificate according to UNI EN 14471








Flue systems “Green Series” for condensing boilers < 35 kW

Ø 50 mm flexible ducting system

Description		Code
<p>1 Flexible hose kit Ø 50 mm In this kit there are:</p> <ul style="list-style-type: none">· flexible pipe Ø 50 (Ø 50 mm internal 58 mm external), L = 10 m· centring spacers and lubricant for gaskets		3.027354
<p>2 Components support kit for flexible flue extraction elements Ø 50 mm</p> <p>In this kit there are:</p> <ul style="list-style-type: none">· support bracket· bend Ø 80 M/F· Ø 80 M/Ø 50 flex.adapter kit plus various components for installation		3.027355
<p>3 Ø 80 “T-shaped” terminal kit for flex duct system Ø 50</p> <p>Useful when there’s a boiler with 80/80 pipe kit and ducting system with the only flue gas exhaust (C_s type).</p> <p>The kit allows you to realize the ducting system maintaining existing chimney</p>		3.027356

Flue systems “Green Series” for condensing boilers < 35 kW

Ø 50 mm flexible ducting system

Description		Code
<p>4 90° bend terminal kit for flex duct system Ø 50</p> <p>Useful when there's a boiler with 80/80 pipe kit and ducting system with the only flue gas exhaust (C₅ type). The kit allows you to realize the ducting system maintaining existing chimney.</p> <p>In this kit there are:</p> <ul style="list-style-type: none"> · support bracket · bend Ø 80 M/F · Ø 80 M/Ø 50 flex.adapter kit 		3.027357
<p>5 Vertical terminal kit Ø 80/125 for flexible flue extraction elements Ø 50</p> <p>Useful when there's a boiler with 80/80 pipe kit and ducting system with the only flue gas exhaust (C₅ type), or in presence of concentric flue systems (C₉ type).</p>		3.027358
<p>6 Adapter kit Ø 60 M/Ø 80 F</p> <p>To be used with the concentric kits Ø 60/100 in order to use duct kit C9 Ø 60/100 code 3.022032 (see page 179)</p>		3.017089
<p>7 Chimney hole closure panel</p> <p>In this kit there are:</p> <ul style="list-style-type: none"> · hole closing panel · inspection door · grommet 		3.012008
<p>8 Flexible/flexible adapter kit for flexible flue extraction elements Ø 50</p>		3.027359



Flue systems “Green Series” for condensing boilers < 35 kW

Ø 80 mm flexible ducting system

The Immergas flexible ducting system consists of a series of modules and components, identified as individual kits, which, assembled according to specific installation needs, make up the complete system and enable it to be combined with the various known plant solutions.

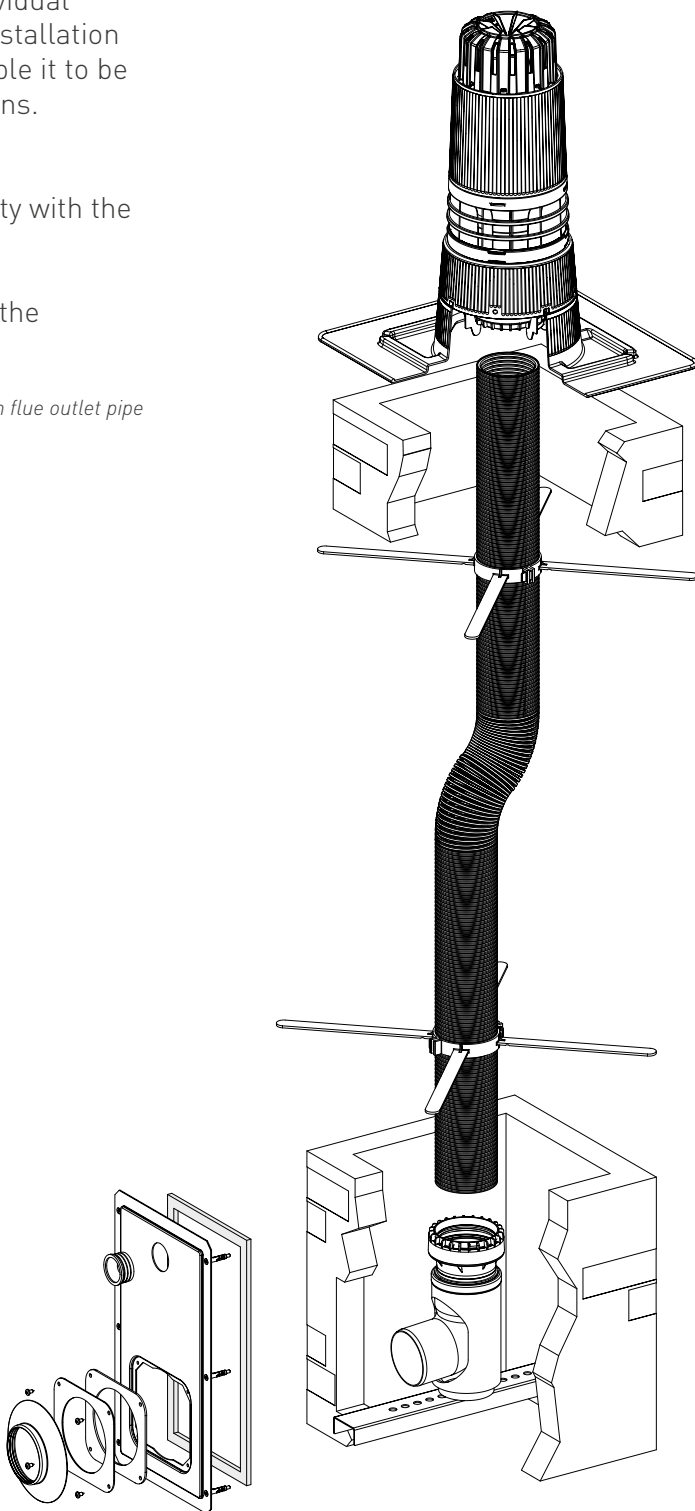
The maximum allowed pipe length is 18 m*

(The installation has to be realized in conformity with the assembling instruction provided).

MYTHOS HP: for the maximum length consult the instruction booklet of the appliance.


** This length is obtained considering the air inlet terminal Ø 80, 1m flue outlet pipe Ø 80 and the two 90 ° bends Ø 80.*

EC Certificate according to UNI EN 14471



Flue systems “Green Series” for condensing boilers < 35 kW









Ø 80 mm flexible ducting system

Description		Code
Flexible ducting kit Ø 80 mm, L=12 m + 4 centering spacers		3.027875
Support bend kit Ø 80 mm 87° and flexible ducting adapter Ø 80		3.027873
Vertical outlet kit Ø 80/125 for flexible ducting Ø 80 Useful when there's a boiler with 80/80 pipe kit and ducting system with the only flue gas exhaust (C ₅ type), or in presence of concentric flue systems (C ₉ type)		3.027876
Support bend kit Ø 80 mm 70° M and flexible ducting adapter Ø 80		3.027874
Chimney hole closing panel kit		3.012008
Flexible/flexible adapter kit for flexible ducting Ø 80		3.027877



Flue systems “Blue Series” for traditional boilers and gas water heaters









Concentric kits Ø 60/100

Description		Code
Horizontal concentric kit Ø 60/100		3.025911
Horizontal concentric kit Ø 60/100 (Basic version)		3.014147
Horizontal concentric anti-freeze kit Ø 60/100		3.018210
Vertical concentric outlet Ø 60/100 (red ochre color) To be combined with the flanged stub-pipe for vertical outlet (code 3.011141)		3.015631
Horizontal outlet Ø 60/100		3.011572
Flanged stub-pipe Ø 60/100 vertical outlet		3.011141
Flanged bend Ø 60/100		3.011139
1 extension pipe Ø 60/100 0,5 m long		3.018278
1 extension pipe Ø 60/100 1 m long		3.018277
1 extension pipe Ø 60/100 2 m long		3.010739
90° bend Ø 60/100		3.010949
45° bend Ø 60/100		3.010950



Flue systems “Blue Series” for traditional boilers and gas water heaters






Twin pipe kits Ø 80

Description		Code
Twin pipe complete kit Ø 80/80		3.010351
Insulated twin pipe complete kit Ø 80/80		3.010233
Vertical flue outlet for twin pipes Ø 80		3.010963
Flanged stub-pipes Ø 80		3.011570
4 extension pipes Ø 80 0,5 m long		3.011491
4 extension pipes Ø 80 1 m long		3.010741
1 extension pipe Ø 80 2 m long		3.011167
1 insulated extension pipe Ø 80 1 m long		3.010947
1 insulated extension pipe Ø 80 2 m long		3.010948
4 x 90° bend Ø 80 kit		3.010955
45° bend Ø 80 kit		3.010956



Flue systems “Blue Series” for traditional boilers and gas water heaters








Twin pipe kits Ø 80

Description		Code
Female/female 90° bend Ø 80		3.011571
Female/female stub-pipe Ø 80		3.012714
Condense tank kit Ø 80		3.012009
Flue outlet wind-stop grate Ø 80		3.010962
Parallel twin pipe adapter Ø 80		3.010961



Flue systems “Blue Series” for traditional boilers and gas water heaters

Concentric kits Ø 80/125

Description		Code
Adapter Ø 60/100 - 80/125		3.010957
Horizontal concentric kit Ø 80/125		3.010526
Vertical concentric complete kit Ø 80/125		3.010352
1 extension pipe Ø 80/125 0,5 m long		3.011157
1 extension pipe Ø 80/125 1 m long		3.010945
1 extension pipe Ø 80/125 2 m long		3.010946
90° bend Ø 80/125		3.010951
45° bend Ø 80/125		3.010952
Condense tank kit Ø 80/125		3.010960



Flue systems “Blue Series” for traditional boilers and gas water heaters

Additional kits for traditional boilers

Description	Code
10 gasket kit Ø 60 (5 bend gaskets and 5 extension gaskets)	3.011143
10 gasket kit Ø 80	3.011144
10 gasket kit Ø 100	3.011145
10 gasket kit Ø 125	3.011146
Wall sealing plate Ø 80 (2 pieces)	3.010996
Wall sealing plate Ø 100 (2 pieces)	3.010959
Wall sealing plate Ø 125 (2 pieces)	3.010958

Cover kits

Description	Code
Cover kit for MYTHOS HP, EOLO MYTHOS 24 and EOLO STAR	3.019090
Cover kit for CAESAR EXTRA*	3.029443



* CAESAR EXTRA has been designed only for outdoor installation in partially protected area. This kit option provides just an additional weather protection.



Flue systems “Blue Series” for traditional boilers and gas water heaters

Ø 80 mm ducting system

The system consists in a series of components, supplied as individual kits, which can be assembled in 3 different configurations:

- 1 TWO-TEE ducting system**
- 2 ONE-TEE ducting system**
- 3 Ducting system WITH INLET BEND**

In every configuration the pipes of the ducting system can be positioned, apart from existing chimneys, also in shaft without good development and with close perimeter.

1 TWO-TEE ducting system

With this solution the ducting system pipes are fitted into a TEE connection, in order to connect:

- The boiler, coupled to the horizontal leg
- A second tee element, with a respective inspection flap, located at a convenient height below the boiler

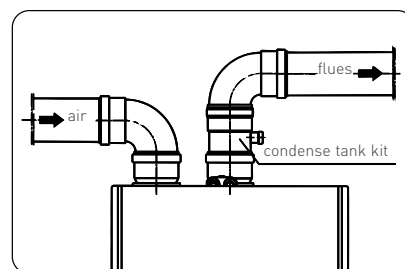
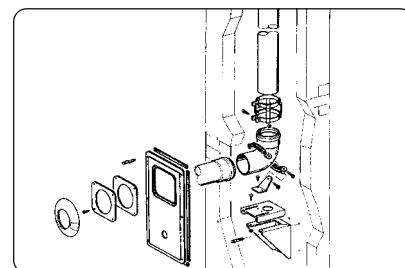
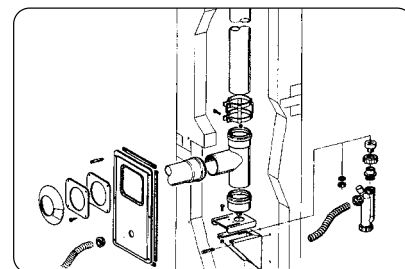
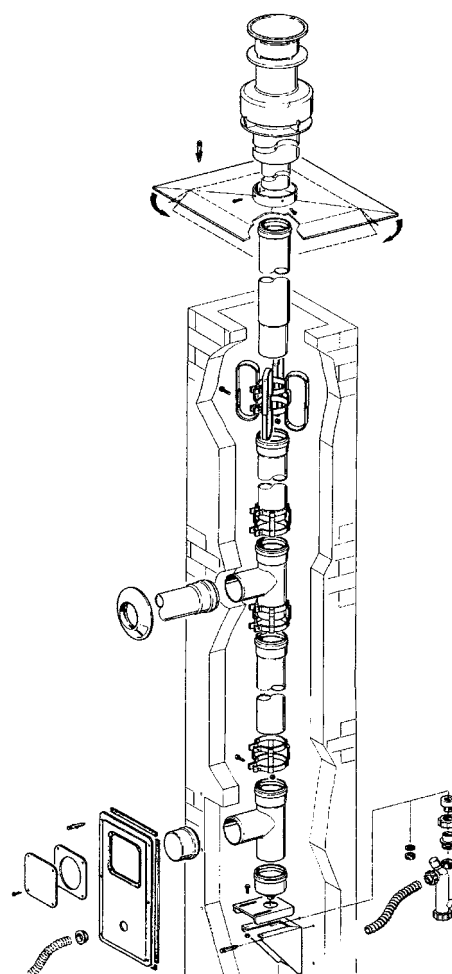
This system allows easy inspection of the flue and includes a special condensate collector kit to which a drain line can be connected.

2 ONE-TEE ducting system

In this configuration, the pipes of the ducting system end at the bottom with a TEE, of which the horizontal leg is connected to the boiler. The vertical bottom leg of the TEE incorporates a condensate collector kit that can be coupled to a drain line with a siphon trap. The flue is inspected from the point at which the duct connects with the boiler.

3 Ducting system WITH INLET BEND

This is the quickest ducting solution for lining an existing but unsuitable chimney. The connection between the boiler and the inlet end of ducting system is made with a 90° bend. Using this configuration, the Ø 80 condensate tank kit will be positioned near the boiler flue outlet (code 3.012009).











Description		Code
Condensate tank kit Ø 80		3.012009



Flue systems “Blue Series” for traditional boilers and gas water heaters





Ø 80 mm ducting system

Description		Code
Complete terminal kit		3.011582
4 extension pipes Ø 80 1 m long		3.011583
1 extension pipe Ø 80 2 m long		3.011584
5 pipe clamps kit		3.011585
3 spacer pipe clamps kit		3.011586
Hanging bracket kit (adjustable support chimney hanging bracket)		3.011600
Kit comprised of “T” fitting, aluminum draining cap (with its exit), chimney closing panel for inspection, chimney inspection door and grommet Ø 16.		3.011601
“T” coupling seal kit with condensate trap		3.011961



Flue systems “Blue Series” for traditional boilers and gas water heaters

Ø 80 mm ducting system

Description		Code
Condensate siphon kit	 A grey plastic condensate siphon kit with a curved duct and a vertical pipe with a yellow cap.	3.011599
Support bend kit	 A black plastic support bend kit consisting of a 90-degree elbow, a clamp, and a small plate.	3.012007
“T” connector kit	 A black plastic T-shaped connector kit.	3.011595
Chimney hole closing panel	 A white plastic chimney hole closing panel with a rectangular cutout and a circular hole, along with a circular gasket and a small screw.	3.012008



UB INOX 80,120, 200 V2

Stainless steel storage tanks

The UB INOX storage tank unit range is made of stainless steel, ideal for containing domestic hot water, with upper inspection flange. Casing painted in RAL 9010. The UB INOX storage tank units are equipped with:

- 2 extractable, stainless steel double concentric coil water/water heat exchangers (1 for UB INOX 80 V2 model)
- 8 bar DHW safety valve and 8 litre DHW expansion vessel with 2.5 bar preload
- 2 probe-supports and NTC probe for Immergas boiler connection < 35 kW
- storage tank draining valve
- thermometer and thermometer probe
- magnesium anode
- 20 mm soft upper, lower and frontal insulation, 40 mm stiff perimeter insulation
- pre-arranged for DHW recirculation
- UB INOX 120 V2 and UB INOX 200 V2 models pre-arranged for solar panels connection and solar unit



The **UB INOX SOLAR 200 V2** storage tank unit is an integrated solution consisting in a 200 litres stainless steel storage tank unit for production of domestic hot water and solar circuit included. (For components see page 92).

Model	Code	Capacity (litres)	Efficiency class	Dimensions (mm) H x W x D
UB INOX 80 V2	3.027817	83,9	C	850 x 550 x 550
UB INOX 120 V2	3.027818	128	C	850 x 650 x 650
UB INOX 200 V2	3.027819	199	C	1250 x 650 x 650
UB INOX SOLAR 200 V2	3.027820	199	C	1250 x 650 x 750

Main options

Type	Code
Solar central unit for UB INOX 120 V2 and UB INOX 200 V2	3.019097
Solar collector connection kit for UB INOX 200 V2	3.022195
Solar collector connection kit for UB INOX 120 V2	3.022197
Solar collector connection kit for 2 UB INOX 120 V2 or 2 UB INOX 200 V2 in parallel	3.022196
Connection kit for 2 UB INOX 120 V2 or 2 UB INOX 200 V2 in parallel	3.022212
UB INOX 80 V2 recirculation pipe kit	3.022198
UB INOX 120 V2 recirculation pipe kit	3.022199
UB INOX 200/200 SOLAR V2 recirculation pipe kit	3.022200
Recirculation pipe kit for 2 UB INOX 120 V2 or 2 UB INOX 200 V2 in parallel	3.022201
Double electronic anode kit for UB INOX 200 V2 and UB INOX SOLAR 200 V2 NEW	3.029643
Electronic anode kit for UB INOX 80 V2 and UB INOX 120 V2 NEW	3.030694



DIM ErP

Multisystem distribution manifolds for the management of zone systems and systems requiring great water flows. High energetic efficiency thanks to low consumption pumps

- Kits for the management of heating systems divided in different zones, heating systems with high/low temperature and heating systems with high flow rates
- Available in 5 different models
- Energy saving thanks to low electric consumption pumps
- No-return valve for each zone
- Easy recessed installation (19 cm deep only) or wall-hung
- Possible setting of the mixed zones (A-BT versions) up to 75 °C



Model	Dimensions (H x W x D)	Empty appliance weight kg
BASIC	700 x 450 x 190	12,5
2 ZONES	700 x 450 x 190	17,3
3 ZONES	700 x 450 x 190	19,8
A-BT	700 x 450 x 190	19,7
A-2BT	700 x 450 x 190	23,2

Model	Code
DIM BASIC ErP Kit for 1 zone systems Hydraulic manifold, 1 low consumption pump Attention: Using DIM BASIC ErP it is also necessary to install the relay board in the gas boiler	3.025606
DIM 2 ZONES ErP Kit for 2 zone systems Hydraulic manifold, 2 low consumption pumps and electronic board	3.025607
DIM 3 ZONES ErP Kit for 3 zone systems Hydraulic manifold, 3 low consumption pumps and electronic board	3.025608
DIM A-BT ErP Kit for mixed systems with 1 low temperature zone and 1 high temperature zone Hydraulic manifold, 2 low consumption pumps, 1 mixing valve and electronic board	3.025609
DIM A-2BT ErP Kit for mixed systems with 2 low temperature zones and 1 high temperature zone	3.025610






Main options

Low temperature safety kit	3.013794
Shut-off knobs	3.014948





Option kits

Zones kits

Description		Code
<p>Low temperature second zone kit. For HERCULES SOLAR 26 ErP and HERCULES CONDENSING ErP.</p>		3.025483
<p>High temperature second zone kit. For HERCULES SOLAR 26 ErP and HERCULES CONDENSING ErP.</p>		3.025484
<p>2 high temperature zones kit. For HERCULES SOLAR 26 ErP and HERCULES CONDENSING ErP.</p>		3.025485
<p>Additional low temperature zone kit for ABT version.</p>		3.025486
<p>2 low temperature zones kit. For HERCULES SOLAR 26 ErP and HERCULES CONDENSING ErP.</p>		3.025487

Recirculation kits (domestic hot water pump included)

<p>Available for: ZEUS kW, ZEUS SUPERIOR kW, VICTRIX ZEUS SUPERIOR ErP, VICTRIX ZEUS and AVIO ECO 24.</p>		3.015380
<p>Available for: HERCULES CONDENSING ErP and HERCULES SOLAR 26 ErP</p>		3.020001

Clock kit for recirculation

<p>To be used to manage the recirculation pump.</p>		3.015431
---	--	----------



Option kits

Electronic anode

Description		Code
Double electronic anode kit for HERCULES SOLAR and UB INOX 200/SOLAR V2. NEW		3.029643
Electronic anode kit for HERCULES CONDENSING. NEW		3.030694

Recirculation pipe kit for double electronic anode

For HERCULES SOLAR. NEW		3.030689
--------------------------------	--	----------


Recirculation kits (only probe pipe)

For VICTRIX ZEUS and AVIO ECO 24.		3.012944
For ZEUS SUPERIOR kW.		3.011547
For VICTRIX ZEUS SUPERIOR ErP.		3.013498

Magnetic cyclone filter kit

To prevent system ferrous residual (only for internal installation). Available for wall-hung condensing boilers. As standard on VICTRIX TERA VIP.		3.024176
---	---	----------

Condensate discharge pump kit for floor standing boilers

To be used in case of opposite slope between siphon and discharge It can only be installed inside the building and outside the appliance.		3.026841
--	--	----------


Condensate discharge pump kit for wall-hung boilers

To be used in case of opposite slope between siphon and discharge It can only be installed inside the building.		3.026374
--	--	----------



Option kits

Condensate neutralizer kit

Description		Code
Necessary to neutralize the acidity of the condensation. Inclusive of granulate.		3.019857


Granulate for condensate neutralizer

Granulate for condensate neutralizer (Extra granulate for condensation passivator kit code 3.019857).		3.019865
---	--	----------

Shut off knobs

Shut off knobs with filter.		3.015854
Shut off knobs.		3.5324
Gas and water inlet knobs for gas water heaters.		3.027712


Solar valve

Allows the connection between combi boiler and solar system. Available for wall-hung combi boilers except VICTRIX OMNIA.		3.018911
--	--	----------

3/4" mixing valve

Range 42-60°C		3.019099
---------------	--	----------

2 litres additional expansion vessel

Available for: ZEUS kW, ZEUS SUPERIOR kW, VICTRIX ZEUS SUPERIOR ErP, AVIO ECO 24, NIKE ECO 24, VICTRIX SUPERIOR ErP/X ErP, MAIOR EOLO, MINI EOLO/NIKE and MINI EOLO/NIKE X.		3.018433
Available for: VICTRIX MAIOR TT ErP/ X ErP, VICTRIX TT ErP/X ErP, VICTRIX EXA/X ErP , VICTRIX TERA/ PLUS and MYTHOS HP.		3.017514



Option kits



DHW expansion vessel

Description		Code
For ZEUS kW.		3.017744

Anti-scale kit

For NIKE ECO 24, MAIOR EOLO, NIKE MINI 28 kW SPECIAL and MINI NIKE/EOLO.		3.016305
For VICTRIX OMNIA, MYTHOS HP, NIKE/EOLO STAR and NIKE/EOLO MYTHOS.		3.013860
For VICTRIX SUPERIOR ErP, VICTRIX MAIOR TT ErP, VICTRIX TT ErP, VICTRIX TT, VICTRIX EXA ErP, VICTRIX TERA VIP and VICTRIX TERA.		3.017323
For HERCULES CONDENSING ErP.		3.019999
For HERCULES SOLAR 26 ErP.		3.020498
For ZEUS SUPERIOR kW.		3.011675
For ZEUS kW.		3.013061
For VICTRIX ZEUS SUPERIOR ErP, VICTRIX ZEUS and AVIO ECO 24.		3.013499
For gas water heaters.	3.014114	

All-purpose connection kit

For wall-hung boilers.		3.011667
For gas water heaters.		3.015027

Bottom cover kit for condensing boilers


For VICTRIX MAIOR TT ErP/X ErP, VICTRIX TT ErP/ X ErP, VICTRIX EXA ErP/X ErP and VICTRIX TERA/PLUS *.		3.027341
For VICTRIX TERA VIP*.		3.029915
For VICTRIX OMNIA*.		3.028656
For VICTRIX ZEUS*.		3.030323

* The cover hides: all-purpose connection kit, magnetic cyclone filter kit, anti-scale kit, shut off knobs and condensate discharge pump kit.





Option kits

Connection kit

Description		Code
For MAIOR EOLO/X and MINI NIKE/EOLO X.		3.021453
For VICTRIX TT ErP, VICTRIX EXA ErP, VICTRIX TT and VICTRIX TERA.		3.019264
For VICTRIX X TT , VICTRIX EXA 24 X ErP, VICTRIX X TT ErP and VICTRIX TERA PLUS.		3.024907
For VICTRIX OMNIA, MYTHOS HP, EOLO/NIKE STAR 24 and NIKE/EOLO MYTHOS.		3.015229

Storage tank connection kit

For VICTRIX SUPERIOR 32 X ErP.		3.022848
For MINI and MAIOR X.		3.020934
For VICTRIX X TT ErP, VICTRIX EXA 24 X ErP, VICTRIX TERA PLUS, VICTRIX X TT and VICTRIX MAIOR 35 X TT ErP (to be combined to the connection kit 3.024907).		3.024609

Solar collector kit

For HERCULES CONDENSING ErP (pipes and fittings).		3.019998
---	--	----------

Solar connection kit for HERCULES SOLAR 26 ErP

For template alignment.		3.021382
-------------------------	--	----------

Anti-freeze protection kit -15 °C

For MYTHOS HP, EOLO STAR 24 and EOLO MYTHOS 24.		3.016144
For VICTRIX SUPERIOR ErP/X ErP.		3.015348
For VICTRIX ZEUS SUPERIOR ErP, VICTRIX ZEUS, VICTRIX MAIOR TT/X ErP, VICTRIX TT ErP/X ErP, VICTRIX EXA ErP/X ErP, VICTRIX TERA VIP, VICTRIX TERA/PLUS and VICTRIX OMNIA.		3.017324
For MAIOR EOLO/X and MINI EOLO/X.		3.021474



Index of codes

Code	Description	EAN code
1.027255	¾" nut kit for DN 16 steel pipe	8015065399893
1.028473	Glycole for Natural Sol (1 litre bottle)	8015065407888
1.028522	CP4 M collector cover kit	8015065408465
1.028812	Solar collector temperature probe kit for UB INOX SOLAR 200 ErP, HERCULES SOLAR 26 ErP, ARES TEC ErP and MAGIS HERCULES ErP	8015065415500
1.033271	CP4XL collector cover kit	8015065025167
1.033273	CSV14 collector cover kit	8015065025174
3.010233	Twin pipes complete kit Ø 80/80 insulated	8015065707346
3.010351	Twin pipes complete kit Ø 80/80	8015065707339
3.010352	Vertical concentric complete kit Ø 80/125	8015065707322
3.010526	Horizontal concentric complete kit Ø 80/125	8015065707315
3.010739	1 extension pipe Ø 60/100 2 m long	8015065707377
3.010741	4 extension pipes Ø 80 1 m long	8015065707155
3.010945	1 extension pipe Ø 80/125 1 m long	8015065707476
3.010946	1 extension pipe Ø 80/125 2 m long	8015065707483
3.010947	1 insulated extension pipe Ø 80 1 m long	8015065707490
3.010948	1 insulated extension pipe Ø 80 2 m long	8015065707506
3.010949	90° bend Ø 60/100	8015065707384
3.010950	45° bend Ø 60/100	8015065707391
3.010951	90° bend Ø 80/125	8015065707513
3.010952	45° bend Ø 80/125	8015065707520
3.010955	4 x 90° bend Ø 80 kit	8015065707179
3.010956	45° bend Ø 80 kit	8015065707193
3.010957	Adapter Ø 60/100 – 80/125	8015065707551
3.010958	Wall sealing plate Ø 125	8015065707575
3.010959	Wall sealing plate Ø 100	8015065707568
3.010960	Condense tank kit Ø 80/125	8015065707438
3.010961	Parallel twin pipe adapter Ø 80	8015065707209
3.010962	Flue outlet wind-stop grate Ø 80	8015065707223
3.010963	Vertical flue outlet for twin pipes Ø 80	8015065707216
3.010996	Wall sealing plate Ø 80	8015065707230
3.011139	Flanged bend Ø 60/100	8015065707407
3.011141	Flanged stub-pipe Ø 60/100 vertical outlet	8015065707414
3.011143	10 gaskets kits Ø 60	8015065707582
3.011144	10 gaskets kits Ø 80	8015065707599
3.011145	10 gaskets kits Ø 100	8015065707605
3.011146	10 gaskets kits Ø 125	8015065707612
3.011157	1 extension pipe Ø 80/125 0,5 m long	8015065707629
3.011167	1 extension pipe Ø 80 2 m long	8015065707636
3.011491	4 extension pipes Ø 80 0,5 m long	8015065707773
3.011547	Recirculation kit (only probe pipe) ZEUS SUPERIOR kW	8015065708138
3.011570	Flanged stub-pipes Ø 80	8015065708008
3.011571	Female/female 90° bend Ø 80	8015065708015
3.011572	Horizontal outlet Ø 60/100	8015065708022
3.011582	Complete terminal kit	8015065707971
3.011583	4 extension pipes Ø 80 1 m long	8015065707964
3.011584	1 extension pipe Ø 80 2 m long	8015065707957
3.011585	5 pipe clamps kit	8015065707933
3.011586	3 spacer pipe clamps kit	8015065707940
3.011595	"T" connector kit	8015065707926
3.011599	Condensate siphon kit	8015065707919
3.011600	Hanging bracket kit (adjustable support chimney hanging bracket)	8015065707988
3.011601	Water trap with inspection hole kit	8015065707995
3.011667	All-purpose connection kit for wall-hung combi boilers	8015065708121



Index of codes

Code	Description	EAN code
3.011668	Control box for pumps and zones	8015065708169
3.011675	Anti-scale kit ZEUS SUPERIOR kW	8015065708237
3.011679	12 litres system expansion vessel kit for AUDAX	8015065708046
3.011961	"T" coupling seal kit with condensate trap	8015065708312
3.012000	Horizontal concentric complete kit Ø 60/100	8015065709470
3.012002	Twin pipe complete kit	8015065709494
3.012007	Support bend kit	8015065708350
3.012008	Chimney hole closing panel	8015065708367
3.012009	Condense tank kit Ø 80	8015065708374
3.012086	Flanged stub-pipe kit Ø 60/100	8015065709463
3.012087	Flanged stub-pipe kit Ø 80	8015065710124
3.012088	4 extension pipes Ø 80 kit 1 m long	8015065709500
3.012089	Extension pipe kit Ø 60/100 1 m long	8015065709517
3.012091	4 x 90° bends Ø 80 kit	8015065709456
3.012092	45° bend Ø 80 kit	8015065709524
3.012093	90° bend Ø 60/100 kit	8015065709531
3.012095	45° bend Ø 60/100 kit	8015065709548
3.012112	Vertical outlet kit for ducting system Ø 60 (vertical concentric exhaust flue terminal Ø 60 and chimney closing panel)	8015065709555
3.012144	"Push-fitting extension pipes kit 1 m for ducting system Ø 60 (4 extension pipe Ø 60 1 m long)	8015065709562
3.012145	Pipe clamp kit for ducting system Ø 60 (5 pipe clams Ø60)	8015065709579
3.012146	"Spacer pipe clamp kit for ducting system Ø60 (3 spacer pipe clamps Ø60)	8015065709586
3.012153	"Support band kit for ducting system Ø60 (support bend Ø60, bend locking collar, clamp, reduction Ø 80 - Ø 60)	8015065709593
3.012287	Room Thermostat	8015065708411
3.012714	Female/female stub-pipe Ø 80	8015065709241
3.012944	Recirculation kit (only probe pipe) For VICTRIX ZEUS and AVIO ECO 24.	8015065709913
3.013061	Anti-scale kit for ZEUS kW	8015065709937
3.013305	Telephonic Remote Control	8015065709807
3.013498	Recirculation kit (only probe pipe) VICTRIX ZEUS SUPERIOR ErP	8015065709982
3.013499	Anti-scale kit for VICTRIX ZEUS SUPERIOR ErP, VICTRIX ZEUS and AVIO ECO 24.	8015065710087
3.013794	Low temperature safety	8015065710186
3.013860	Anti-scale kit for VICTRIX OMNIA, NIKE/EOLO STAR and NIKE/EOLO MYTHOS 24	8015065710292
3.013869	"Push-fitting extension pipes kit 2 m for ducting system Ø 60 (1 extension pipes Ø60 2 m long)	8015065710155
3.013870	Bend 90° Ø 60 for ducting system (1 bend 90° Ø 60)	8015065710131
3.013871	Bend 45° Ø 60 for ducting system (1 bend 45° Ø 60)	8015065710148
3.014083	External probe	8015065710353
3.014114	Anti-scale kit for gas water heaters	8015065710414
3.014147	Horizontal concentric complete kit Ø 60/100 (basic version)	8015065710322
3.014642	4 extension pipes Ø 80 kit 0.5 m long	8015065710711
3.014643	Extension pipe kit Ø 60/100 0.5 m long	8015065710728
3.014948	Shut off knobs for DIM	8015065710780
3.015027	All purpose connection kit water heaters	8015065710872
3.015229	Connection kit	8015065711152
3.015243	Vertical concentric kit Ø 80/125	8015065711053
3.015244	Cascade and zones regulator kit	8015065711169
3.015245	Modulating room thermostat	8015065711176
3.015246	Extension pipe kit Ø 80/125 2 m long	8015065711060
3.015247	87° Bend kit Ø 80/125	8015065711077
3.015248	2 x 45° Bend kit Ø 80/125	8015065711084
3.015249	Flashing Kit Ø 80/125 for flat roof	8015065711091
3.015250	Extension pipe kit Ø125 2 m long	8015065711022
3.015254	Horizontal kit Ø 80 (to discharge in the chimney)	8015065711107
3.015255	Horizontal terminal outlet kit Ø 80 (to discharge horizontally)	8015065711114
3.015256	Vertical terminal outlet kit Ø 80	8015065711121
3.015264	Zone manager kit	8015065711183



Index of codes

Code	Description	EAN code
3.015265	Wall box kit for cascade and zones regulator	8015065711190
3.015266	External probe	8015065711206
3.015267	Flow probe kit	8015065711213
3.015268	Storage tank probe kit	8015065711220
3.015343	10 pcs. Gasket kit Ø 80	8015065711275
3.015344	Gasket kit Ø 110	8015065711282
3.015345	Gasket kit Ø 125	8015065711299
3.015348	Anti-freeze protection kit -15°C VICTRIX SUPERIOR ErP/X ErP	8015065711503
3.015350	Relay board kit	8015065711497
3.015376	Gasket kit Ø 60	8015065711367
3.015378	Gasket kit Ø 80	8015065711374
3.015379	Gasket kit for flange Ø 60/100	8015065711381
3.015380	Recirculation kit (with domestic hot water pump)	8015065711480
3.015431	Clock kit for Recirculation	8015065711732
3.015631	Vertical concentric outlet Ø 60/100 (red ochre color)	8015065711626
3.015854	Shut off knobs with filters	8015065711756
3.016144	Anti-freeze protection kit -15°C for MYTHOS HP, EOLO STAR 24 and EOLO MYTHOS 24	8015065712722
3.016174	90° bend Ø 60/100 kit with inspection holes	8015065711992
3.016179	87° bend kit Ø125	8015065711961
3.016180	2 x 45° bend kit Ø125	8015065711954
3.016305	Anti-scale kit for NIKE ECO 24, MAIOR EOLO, NIKE MINI 28 kW SPECIAL and MINI NIKE/EOLO	8015065712890
3.016363	Horizontal outlet terminal Ø 80	8015065712067
3.016364	Flanged stub-pipe Ø 80 for flue discharge	8015065712074
3.016365	Flanged stub-pipe + bend + extension pipe Ø 80 for flue discharge	8015065712081
3.016370	Extension pipe kit Ø125 0,5m long	8015065712173
3.016371	Extension pipe kit Ø125 1 m long	8015065712180
3.016577	SUPER CAR	8015065713040
3.016833	Vertical concentric complete kit Ø 60/100 (red ochre colour)	8015065712654
3.016836	Horizontal concentric outlet Ø 60/100	8015065712630
3.016837	1 extension pipe Ø 80 2 m long	8015065712647
3.017089	Adapter kit Ø 60 M/Ø 80 F	8015065712821
3.017182	GSM Telephonic Control	8015065712968
3.017209	Cover kit for VICTRIX SUPERIOR ErP/X ErP and MAGIS VICTRIX ErP	8015065713446
3.017323	Anti-scale kit	8015065713224
3.017324	Anti-freeze protection kit	8015065713255
3.017514	Additional 2 litres expansion vessel for VICTRIX MAIOR TT ErP/X TT ErP, VICTRIX TT ErP/X TT ErP, VICTRIX EXA ErP/X ErP, VICTRIX TERA/ PLUS and MYTHOS HP.	8015065713262
3.017744	DHW Expansion vessel kit 2 litres for ZEUS kW	8015065713859
3.018210	Horizontal concentric anti-freeze complete kit Ø 60/100	8015065713583
3.018247	Cover kit for VICTRIX ZEUS SUPERIOR ErP	8015065713835
3.018277	1 extension pipe Ø 60/100 1 m long	8015065713590
3.018278	1 extension pipe Ø 60/100 0,5 m long	8015065713606
3.018433	Additional Expansion vessel	8015065713804
3.018501	Vertical concentric complete kit Ø 60/100 (black colour)	8015065713682
3.018506	ZEUS 24 KW	8015065010170
3.018507	ZEUS 28 KW	8015065010156
3.018510	ZEUS SUPERIOR 32 KW	8015065010224
3.018667	Extension pipe Ø 80/125 1 m long	8015065713767
3.018742	System filling pump station	8015065713927
3.018911	Solar valve	8015065714214
3.018921	NIKE MINI 28 kW SPECIAL	8015065010323
3.019085	Connection kit for additional flat-plate collector	8015065714290
3.019089	Ø 18 copper pipe connection kit for collectors	8015065713880
3.019090	Cover kit for MYTHOS HP, EOLO STAR 24 and EOLO MYTHOS 24	8015065714948



Index of codes

Code	Description	EAN code
3.019097	Solar central unit	8015065714122
3.019099	¾" thermostatic mixing valve	8015065713842
3.019105	4 brackets kit for tiles to be drilled	8015065714412
3.019125	DN 16 steel pipe connection kit for collectors	8015065713897
3.019131	18 litres expansion vessel	8015065714368
3.019135	35 litres expansion vessel	8015065714375
3.019138	24 litres expansion vessel	8015065713934
3.019139	80 litres expansion vessel	8015065714382
3.019229	Safety thermostat kit	8015065530012
3.019236	4 brackets kit for slates/tiles to fix directly on roof	8015065714429
3.019264	Connection kit for VICTRIX TT ErP, VICTRIX EXA ErP, VICTRIX TERA and VICTRIX TT	8015065714184
3.019374	Solar collector temperature probe kit	8015065714405
3.019375	Storage tank NTC probe	8015065714399
3.019464	Condensate neutralizer kit for cascade installation	8015065714887
3.019519	PRO solar central unit	8015065714351
3.019857	Condensate neutralizer kit for single VICTRIX PRO and all condensing boilers < 35 kW	8015065714979
3.019865	Granulate for condensate neutralizer	8015065715013
3.019869	Low temperature safety kit for HERCULES CONDENSING ErP and HERCULES SOLAR 26 ErP	8015065715198
3.019981	1" nut kit for steel pipe DN 16	8015065715143
3.019998	Solar collector connection kit for HERCULES ErP	8015065715075
3.019999	Anti-scale kit HERCULES CONDENSING ErP	8015065715082
3.020001	Recirculation kit (with domestic hot water pump) HERCULES CONDENSING ErP and HERCULES SOLAR 26 ErP	8015065715105
3.020002	Condensate discharge pump kit	8015065715181
3.020004	B ₂₃ terminal kit for MAGIS HERCULES ErP and HERCULES ErP	8015065715129
3.020166	SOLAR CONTAINER	8015065550379
3.020167	MINI CRD	8015065715174
3.020300	¾" nipples kit for stainless steel pipes DN16	8015065715280
3.020322	High flow rate thermostatic mixing valve 1 ¼"	8015065550065
3.020342	Pressure-temperature safety valve kit	8015065550089
3.020344	Electronic anode kit	8015065550096
3.020354	DN 20 steel pipe connection kit for collectors	8015065550294
3.020355	VICTRIX SUPERIOR 32 X ErP cascade kit	8015065715440
3.020358	Remote Control for single VICTRIX PRO	8015065715457
3.020364	2 plug kit for CP4 collector	8015065550454
3.020498	Anti-scale kit for HERCULES SOLAR 26 ErP	8015065715419
3.020574	2 zones lateral connection kit	8015065550355
3.020575	2 zones bottom connection kit	8015065550348
3.020628	Anti scale kit	8015065550362
3.020630	2 zones rear connection kit	8015065550416
3.020632	3-way diverter valve kit	8015065550423
3.020633	DHW priority 3-way valve kit	8015065550430
3.020839	Hydraulic separator for 100 kW installations	8015065715631
3.020852	MINI NIKE 24 3 E	8015065011740
3.020853	MINI EOLO 24 3 E	8015065011764
3.020855	MINI EOLO X 24 3 E	8015065011788
3.020856	MINI EOLO 28 3 E	8015065011962
3.020857	MINI NIKE X 24 3 E	8015065011801
3.020861	Additional 2 kW electric resistance kit for INOXSTOR, OMNISTOR and UB 300/550/750	8015065550485
3.020862	Additional 5 kW electric resistance kit for UB 1000 -1500 and UB 750	8015065550478
3.020922	MAIOR EOLO 24 4 E	8015065012082
3.020923	MAIOR EOLO 28 4 E	8015065012105
3.020924	MAIOR EOLO 32 4 E	8015065012129
3.020928	MAIOR EOLO X 28	8015065012068
3.020934	Storage tank connection kit for MINI EOLO/NIKE X 24 and MAIOR EOLO/NIKE X	8015065715754



Index of codes

Code	Description	EAN code
3.021008	1" nipples kit for stainless steel pipes DN20	8015065900600
3.021009	1" nut kit for steel pipe DN 20	8015065900617
3.021377	Hydraulic separator for 200 kW installations	8015065716119
3.021378	Hydraulic separator for 400 kW installations	8015065716102
3.021382	Solar connection kit for HERCULES SOLAR 26 ErP	8015065012709
3.021395	CAR ^{V2}	8015065715730
3.021452	Solar probe kit	8015065716065
3.021453	Connection kit for MAIOR EOLO/X and MINI NIKE/EOLO/X	8015065715747
3.021474	Anti-freeze protection kit -15°C for MAIOR EOLO/X and MINI EOLO/X.	8015065715860
3.021522	System controller	8015065715907
3.021524	Temperature/humidity active sensor kit	8015065715921
3.021525	Integration electric resistance kit 2, 4 or 6 kW for heating system	8015065013881
3.021527	Distribution manifold kit for 1 direct zone and 2 mixed zones	8015065013898
3.021528	Distribution manifold kit for 2 mixed zones	8015065013904
3.021529	Dehumidifier kit	8015065013911
3.021547	System controller expansion kit	8015065716027
3.021622	CRONO 7	8015065012518
3.021623	CAR ^{V2} WIRELESS	8015065012501
3.021624	CRONO 7 WIRELESS	8015065012525
3.021721	Anti wind vertical terminal kit Ø 80	8015065716058
3.022032	Ø 100 adapter kit for C9 ducting system	8015065012587
3.022033	Ø 125 adapter kit for C9 ducting system	8015065012594
3.022146	Dehumidifier back frame kit	8015065013928
3.022147	Dehumidifier front grille kit	8015065013935
3.022154	Wall mounting brackets for AUDAX 6/8 and external units of MAGIS COMBO and MAGIS PRO	8015065013089
3.022167	DOMUS CONTAINER	8015065015533
3.022195	Solar collector connection kit for UB INOX 200 V2	8015065013805
3.022196	Solar collector connection kit for 2 UB INOX 120 V2 or 2 UB INOX 200 V2 in parallel	8015065013812
3.022197	Solar collector connection kit for UB INOX 120 V2	8015065013829
3.022198	UB INOX 80 V2 recirculation kit pipe kit	8015065013843
3.022199	UB INOX 120 V2 recirculation kit pipe kit	8015065013850
3.022200	UB INOX 200/200 SOLAR V2 recirculation pipe kit	8015065013867
3.022201	2 UB INOX 120 V2 or 2 UB INOX 200 V2 in parallel recirculation pipe kit	8015065013874
3.022212	Connection kit for 2 UB INOX 120 V2 or 2 UB INOX 200 V2 in parallel	8015065013836
3.022213	Recessed kit for 1 flat-plate collector (vertical only)	8015065021053
3.022215	Recessed kit for 1 vacuum collector (vertical only)	8015065021046
3.022453	By-pass kit for NATURAL SOL V2	8015065013959
3.022664	CP4 XL flat-plate collector	8015065018589
3.022670	Frame on tiles kit for 1 vertical CP4 XL/M	8015065017087
3.022671	Frame on tiles kit for 2 vertical CP4 XL/M	8015065017094
3.022674	Basic free-standing 45° installation kit for 1 vertical CP4 XL/M	8015065017100
3.022677	Free-standing 45° installation extension kit for CP4 XL/M	8015065017117
3.022678	4 brackets kit for tiles for CP4 XL/M	8015065017124
3.022680	2 brackets kit for tiles for CP4 XL/M	8015065016677
3.022681	Frame connection kit for additional CP4 XL/M	8015065017223
3.022694	CSV 14 vacuum collector	8015065018602
3.022700	2 brackets kit for tiles for CSV14	8015065017162
3.022701	Frame on tiles kit for 1 vertical CSV 14 vacuum collector	8015065017131
3.022733	Free-standing 45° installation kit for 1 vertical CSV 14 vacuum collector	8015065017155
3.022735	Frame connection kit for additional CSV 14 vacuum collector	8015065017179
3.022749	Frame on tiles kit for 1 horizontal CP4 XL/M flat-plate collector	8015065017186
3.022750	Free-standing 45° installation kit for 1 flat-plate collector horizontal	8015065017193
3.022776	4 "L" brackets kit for smooth roof for CP4 XL/M	8015065021039
3.022796	Connection kit for 1 CSV14	8015065020551



Index of codes

Code	Description	EAN code
3.022797	Connection kit for 1 vertical CP4 XL/M	8015065020568
3.022848	Storage tank connection kit for VICTRIX SUPERIOR 32 X ErP	8015065021183
3.022849	Air vent kit and fitting for Ø 22 mm pipe for horizontal CP4 XL/M	8015065021060
3.022876	CP4 M flat-plate collector	8015065018695
3.022922	Collector fixing kit for CP4 XL/M	8015065017766
3.022988	87° bend Ø 80/125 kit with inspection holes	8015065019036
3.022989	Stub-pipe kit Ø 80/125 with inspection holes	8015065019029
3.022990	Flange Ø 60/100 coupling Ø 80/125 adapter kit	8015065019012
3.023005	Automatic valve kit for expansion vessel	8015065021077
3.023028	Recessed frame extension kit for CP4 XL/M flat-plate collector	8015065021022
3.023302	Room hygrostat	8015065035920
3.023310	Anti-scale kit MAGIS VICTRIX ErP	8015065036309
3.023314	Additional mixed zone kit MAGIS HERCULES ErP	8015065038532
3.023315	Recirculation kit with pump MAGIS HERCULES ErP	8015065038549
3.023316	Anti-scale kit MAGIS HERCULES ErP	8015065041365
3.023339	Solar connection kit for MAGIS HERCULES ErP	8015065038556
3.023355	Plates heat exchanger kit for heat pump connection MAGIS HERCULES ErP	8015065039171
3.023364	Remote control kit	8015065038563
3.023645	Safety kit complete with pump and hydraulic separator for ARES TEC 150 ErP	8015065034411
3.023646	Safety kit complete with pump and hydraulic separator for ARES TEC 200/250 ErP	8015065036613
3.023647	Safety kit complete with pump and hydraulic separator for ARES TEC 300/350 ErP	8015065034428
3.023648	Safety kit complete with pump and hydraulic separator for ARES TEC 440/550/660/770 ErP	8015065034732
3.023649	Safety kit complete with pump and hydraulic separator for ARES TEC 900 ErP	8015065034435
3.023650	Safety kit complete with pump and plate heat exchanger for ARES TEC 150-200 ErP	8015065034442
3.023651	Safety kit complete with pump and plate heat exchanger for ARES TEC 250/300/350 ErP	8015065034459
3.023652	Safety kit complete with pump and plate heat exchanger for ARES TEC 440-550 ErP	8015065034466
3.023653	Safety kit complete with pump and plate heat exchanger for ARES TEC 660 ErP	8015065034473
3.023654	Safety kit complete with pump and plate heat exchanger for ARES TEC 770 ErP	8015065034480
3.023655	Safety kit complete with pump and plate heat exchanger for ARES TEC 900 ErP	8015065034497
3.023656	Safety kit with filter for ARES TEC 150/200/250/300/350 ErP	8015065034503
3.023657	Safety kit with filter for ARES TEC 440/550/660/770 ErP	8015065034510
3.023658	Safety kit with filter for ARES TEC 900 ErP and ARES PRO 600	8015065034527
3.023659	Hydraulic separator for ARES TEC 150/200/250/300/350 ErP	8015065034534
3.023660	Hydraulic separator for ARES TEC 440/550/660/770/900 ErP	8015065034541
3.023662	Condensate neutralizer kit up to 1500 kW for for ARES TEC ErP and ARES PRO	8015065034565
3.023663	Granulate kit for condensate neutralizer (25 kg) for ARES TEC ErP and ARES PRO	8015065034572
3.023670	Outdoor casing for safety kit and hydraulic separator from 150 kW to 350 kW ARES TEC ErP	8015065034640
3.023671	Outdoor casing for safety kit and hydraulic separator from 440 kW to 900 kW ARES TEC ErP	8015065034657
3.023672	Outdoor casing for safety kit and plate heat exchanger from 150 kW to 350 kW ARES TEC ErP	8015065034664
3.023673	Outdoor casing for safety kit and plate heat exchanger from 440 kW to 900 kW ARES TEC ErP	8015065034671
3.023674	Rear flue discharge kit for ARES TEC 250/300/350 ErP	8015065034688
3.023675	Supporting kit for side flue discharge ARES TEC ErP	8015065034695
3.023701	Rear flue discharge kit for ARES TEC 150/200 ErP	8015065036620
3.023769	2 zones kit with motorized valves MAGIS VICTRIX ErP	8015065036637
3.023770	Anti-freeze protection kit MAGIS VICTRIX ErP	8015065036316
3.023945	EMR 12 VDC relay kit	8015065035272
3.023946	SSR 6 VDC relay kit	8015065035265
3.023949	Safety kit for single VICTRIX PRO ErP and VICTRIX PRO	8015065043925
3.023950	Three-way valve kit connection to a separate storage tank for VICTRIX PRO ErP and VICTRIX PRO	8015065043918
3.023951	Hydraulic manifold kit for VICTRIX PRO 35-55 ErP and VICTRIX PRO 35-55	8015065043895
3.023952	Hydraulic manifold kit for VICTRIX PRO 80-100-120 ErP and VICTRIX PRO 80/100/120	8015065043901
3.023953	Hydraulic manifold kit G 2 ½" for 2 VICTRIX PRO 35-55 ErP and VICTRIX PRO 35-55 in cascade	8015065043932
3.023954	Hydraulic manifold kit G 2 ½" for additional VICTRIX PRO 35-55 ErP and VICTRIX PRO 35/55 in cascade	8015065043949
3.023955	Safety kit G 2 ½" for VICTRIX PRO 35-55 ErP and VICTRIX PRO 35-55 in cascade	8015065043956



Index of codes

Code	Description	EAN code
3.023959	Hydraulic manifold kit DN 100 for 2 VICTRIX PRO 80-100-120 ErP and VICTRIX PRO 80-100-120 in cascade	8015065043963
3.023960	Hydraulic manifold kit DN 100 for additional VICTRIX PRO 80-100-120 ErP and VICTRIX PRO 80-100-120 in cascade	8015065043970
3.023961	Safety Kit DN 100 for VICTRIX PRO 80-100-120 ErP and VICTRIX PRO 80-100-120 in cascade	8015065043987
3.023962	Hydraulic separator for 600 kW installations DN100	8015065044007
3.023965	Hydraulic separator for 350 kW installations DN100	8015065043994
3.023966	VICTRIX PRO 35-55 ErP and VICTRIX PRO 35-55 adapter kit	8015065044014
3.024013	EOLO MYTHOS 24 2E	8015065036521
3.024014	NIKE MYTHOS 24 2E	8015065036538
3.024028	IPX4D protection box kit for single boiler safety kit VICTRIX PRO ErP and VICTRIX PRO	8015065045110
3.024038	IPX4D protection box kit for cascade safety kits VICTRIX PRO ErP and VICTRIX PRO	8015065045127
3.024176	Magnetic cyclone filter kit	8015065040146
3.024245	System delivery probe kit	8015065044038
3.024246	Free-standing support frame kit for VICTRIX PRO	8015065044045
3.024267	Horizontal concentric kit Ø 60/100 with swivel terminal	8015065040481
3.024279	Exhaust manifold kit Ø 160 with flue lock for 2 VICTRIX PRO 35/55 ErP and 2 VICTRIX PRO 35/55	8015065045097
3.024280	Additional exhaust manifold kit Ø 160 for VICTRIX PRO 35/55 ErP and VICTRIX PRO 35/55	8015065045103
3.024281	Exhaust manifold kit Ø 200 with flue lock for 2 VICTRIX PRO 80/100/120 ErP and 2 VICTRIX PRO 80/100/120	8015065045165
3.024282	Additional exhaust manifold kit Ø 200 for VICTRIX PRO 80/100/120 ErP and VICTRIX PRO 80/100/120	8015065045172
3.024295	Stainless steel vertical outlet kit Ø 80	8015065044601
3.024489	VICTRIX PRO 55 1 I	8015065043369
3.024490	VICTRIX PRO 80 1 I	8015065043376
3.024491	VICTRIX PRO 100 1 I	8015065043383
3.024492	VICTRIX PRO 120 1 I	8015065043390
3.024511	External probe kit (for the Cascade and zones regulator)	8015065044021
3.024513	Anti freeze protection kit -15 °C for VICTRIX PRO	8015065046575
3.024516	Extension pipe kit Ø 160 1 m long	8015065045219
3.024517	87° bend kit Ø 160	8015065045233
3.024518	2 x 45° bend kit Ø 160	8015065045240
3.024519	By-pass kit for VICTRIX PRO 35-55 ErP and VICTRIX PRO 35-55	8015065045141
3.024598	Horizontal concentric kit Ø 60/100 Short	8015065044373
3.024599	Pipe 60/100 with inspection holes	8015065044465
3.024608	Cover kit for VICTRIX MAIOR TT ErP/X ErP and VICTRIX TT ErP/X ErP	8015065050428
3.024609	Storage tank connection kit for VICTRIX X TT ErP, VICTRIX EXA 24 X ErP, VICTRIX X TT, VICTRIX MAIOR 35 X TT ErP and VICTRIX TERA PLUS	8015065050404
3.024659	Extension pipe kit Ø 160 0,5 m long	8015065045226
3.024662	Extension pipe kit Ø 200 1 m long	8015065045257
3.024663	Extension pipe kit Ø 200 0,5 m long	8015065045264
3.024664	2 x 45° bend kit Ø 200	8015065045271
3.024665	87° bend kit Ø 200	8015065045288
3.024666	Additional exhaust manifold kit Ø 250 with flue lock for 4 VICTRIX PRO 100/120 ErP and VICTRIX PRO 100/120	8015065045189
3.024667	Additional exhaust manifold kit Ø 250 with flue lock for 5 VICTRIX PRO 100/120 ErP and VICTRIX PRO 100/120	8015065045196
3.024668	Extension pipe kit Ø 250 1 m long	8015065045295
3.024669	2 x 45° bend kit Ø 250	8015065045301
3.024670	87° bend kit Ø 250	8015065045318
3.024711	Boiler PLUS connection kit	8015065052651
3.024712	Boiler COMBI connection kit	8015065052668
3.024713	AUDAX connection kit	8015065052675
3.024719	Solar kit	8015065052644
3.024724	VICTRIX 24 TT 1 E	8015065050961
3.024882	VICTRIX MAIOR 28 TT 1 ErP	8015065059612
3.024883	VICTRIX MAIOR 35 TT 1 ErP	8015065059629
3.024884	VICTRIX MAIOR 35 X TT 1 ErP	8015065059636
3.024897	1,5 kW sanitary electric resistance	8015065052736
3.024907	Connection kit for VICTRIX X TT, VICTRIX X TT ErP, VICTRIX EXA 24 X ErP and VICTRIX TERA PLUS	8015065050411



Index of codes

Code	Description	EAN code
3.025003	Electronic anode for INOXSTOR V2	8015065055997
3.025231	Safety valve and expansion vessel kit	8015065053269
3.025232	Ducting adapter Ø 160	8015065053214
3.025455	VICTRIX ZEUS SUPERIOR 26 2 ErP	8015065055751
3.025456	VICTRIX ZEUS SUPERIOR 32 2 ErP	8015065055782
3.025467	DHW probe kit	8015065055959
3.025469	Universal recessed kit for 1 flat-plate collector	8015065062629
3.025477	Universal recessed frame extension kit for CP4 XL/M flat-plate collector	8015065062636
3.025483	Low temperature second zone kit ErP for HERCULES	8015065063275
3.025484	High temperature second zone kit ErP for HERCULES	8015065063282
3.025485	2 high temperature zones kit ErP for HERCULES	8015065063299
3.025486	Additional low temperature zone kit for ABT ErP for HERCULES	8015065063305
3.025487	2 low temperature zones kit ErP for HERCULES	8015065063312
3.025492	HERCULES CONDENSING 26 3 ErP	8015065057380
3.025493	HERCULES CONDENSING 32 3 ErP	8015065057397
3.025494	HERCULES CONDENSING ABT 32 3 ErP	8015065056567
3.025496	HERCULES SOLAR 26 2 ErP	8015065057403
3.025499	MAGIS HERCULES ErP	8015065061301
3.025505	VICTRIX SUPERIOR 32 2 ErP	8015065055904
3.025506	VICTRIX SUPERIOR 32 X 2 ErP	8015065055928
3.025563	AUDAX 18	8015065056864
3.025605	UB 2000 V2	8015065057915
3.025606	DIM BASIC ErP	8015065061110
3.025607	DIM 2 ZONES ErP	8015065061103
3.025608	DIM 3 ZONES ErP	8015065061080
3.025609	DIM A-BT ErP	8015065061097
3.025610	DIM A-2BT ErP	8015065061073
3.025615	MAGIS VICTRIX ErP	8015065058776
3.025618	VICTRIX PRO 55 2 ErP	8015065059667
3.025619	VICTRIX PRO 80 2 ErP	8015065059674
3.025620	VICTRIX PRO 100 2 ErP	8015065059681
3.025621	VICTRIX PRO 120 2 ErP	8015065059698
3.025622	VICTRIX PRO 35 2 ErP	8015065059704
3.025638	VICTRIX 12 X TT 2 ErP	8015065056734
3.025639	VICTRIX 24 TT 2 ErP	8015065056710
3.025640	VICTRIX 20 X TT 2 ErP	8015065057298
3.025641	BASIC SOL V2	8015065061189
3.025642	BASIC SOL LUX V2	8015065061196
3.025662	Single solar pump station (1-6 l/min) ErP	8015065057311
3.025663	Single solar pump station (2-12 l/min) ErP	8015065057328
3.025664	Double solar pump station (1-6 l/min) ErP	8015065057335
3.025665	Double solar pump station (2-12 l/min) ErP	8015065057342
3.025666	Double solar pump station (8-28 l/min) ErP	8015065057359
3.025682	ARES 150 TEC ErP	8015065062674
3.025683	ARES 200 TEC ErP	8015065062698
3.025684	ARES 250 TEC ErP	8015065062711
3.025685	ARES 300 TEC ErP	8015065062735
3.025686	ARES 350 TEC ErP	8015065062759
3.025687	ARES 440 TEC ErP	8015065062773
3.025688	ARES 550 TEC ErP	8015065062797
3.025689	ARES 660 TEC ErP	8015065062810
3.025690	ARES 770 TEC ErP	8015065062834
3.025691	ARES 900 TEC ErP	8015065062858
3.025693	Connection extendible kit for horizontal short side CP4 XL/M flat-plate collector	8015065057427



Index of codes

Code	Description	EAN code
3.025694	MAGIS PRO 5 ErP	8015065064357
3.025695	MAGIS PRO 8 ErP	8015065064364
3.025696	MAGIS PRO 10 ErP	8015065064371
3.025778	VICTRIX EXA 28 1 ErP	8015065060632
3.025779	VICTRIX EXA 32 1 ErP	8015065060625
3.025780	VICTRIX EXA 24 X 1 ErP	8015065060618
3.025911	Horizontal concentric kit Ø 60/100	8015065058660
3.025954	Connection kit with anti-vibration flexible pipes and shut-off knobs 1" for AUDAX	8015065066252
3.026010	Cover kit for VICTRIX EXA ErP/ EXA X ErP	8015065065156
3.026073	Connection extendible kit for horizontal long side CP4 XL/M flat-plate collector	8015065060762
3.026082	2 reduced plugs kit for multiple recessed installation of CP4 XL/M	8015065062643
3.026089	Connection kit for R410A circuit for MAGIS PRO ErP and MAGIS COMBO	8015065065880
3.026169	Recirculation kit without pump	8015065060755
3.026300	3 kW integration electric resistance kit for MAGIS PRO ErP	8015065065910
3.026301	Distribution manifold kit for 1 mixed and 1 direct temperature zones for MAGIS PRO ErP and MAGIS COMBO	8015065066115
3.026302	2 Relays board kit for MAGIS PRO ErP and MAGIS COMBO	8015065065453
3.026303	MAGIS PRO ErP connection kit	8015065066276
3.026304	Buffer tank 15 litres for MAGIS PRO ErP	8015065073748
3.026374	Condensate discharge pump kit for wall-hung boilers	8015065067457
3.026841	Condensate discharge pump kit for floor standing boilers	8015065067464
3.026273	DOMINUS interface kit	8015065074035
3.026940	AUDAX 21	8015065078408
3.027046	EOLO STAR 24 4 E	8015065081576
3.027058	NIKE STAR 24 4 E	8015065083587
3.027082	Cover kit for MAGIS COMBO	8015065080272
3.027084	Mixing valve for multi-zone electronic board	8015065073601
3.027175	Aesthetic upper cover for DOMUS CONTAINER	8015065078637
3.027188	VICTRIX PRO cabinet kit	8015065076947
3.027189	Hydraulic manifold kit for VICTRIX PRO cabinet	8015065076756
3.027234	MAGIS COMBO 5	8015065076787
3.027235	MAGIS COMBO 8	8015065077012
3.027236	MAGIS COMBO 10	8015065077036
3.027237	MAGIS COMBO 5 PLUS	8015065077050
3.027238	MAGIS COMBO 8 PLUS	8015065077074
3.027239	MAGIS COMBO 10 PLUS	8015065077098
3.027246	MAGIS COMBO 5 LPG	8015065076794
3.027247	MAGIS COMBO 8 LPG	8015065077029
3.027248	MAGIS COMBO 10 LPG	8015065077043
3.027249	MAGIS COMBO 5 PLUS LPG	8015065077067
3.027250	MAGIS COMBO 8 PLUS LPG	8015065077081
3.027251	MAGIS COMBO 10 PLUS LPG	8015065077104
3.027263	Cover kit for VICTRIX TERA/PLUS	8015065083914
3.027288	Buffer tank with capacity of 75 litres	8015065081620
3.027290	Wall-hung bracket kit for Buffer tank 75 litres	8015065081453
3.027341	Kit containing bottom guard for condensing boilers	8015065080746
3.027354	Flexible hose kit Ø 50 mm	8015065078859
3.027355	Components support kit for flexible flue extraction elements Ø 50 mm	8015065078941
3.027356	Ø 80 "T-shaped" terminal kit for flex duct system Ø 50	8015065078866
3.027357	90° bend terminal kit for flex duct system Ø 50	8015065078873
3.027358	Vertical terminal kit Ø 80/125 for flexible flue extraction elements Ø 50	8015065078880
3.027359	Flexible/flexible adapter kit for flexible flue extraction elements Ø 50	8015065078897
3.027370	VICTRIX TERA 28 1	8015065081347
3.027371	VICTRIX TERA 32 1	8015065081521
3.027373	VICTRIX TERA 24 PLUS	8015065080654



Index of codes

Code	Description	EAN code
3.027385	Condensate antifreeze heating cable kit	8015065087608
3.027408	Horizontal concentric swivel outlet Ø 60/100	8015065078583
3.027446	Cover kit for VICTRIX ZEUS	8015065099229
3.027539	Vertical buffer tank 50 litres	8015065088575
3.027545	Inlet/exhaust pipes insulation kit for RAPAX V2	8015065081255
3.027654	Vibration-dampening feet kit AUDAX TOP 18 /21 ErP	8015065082054
3.027709	Recessed Buffer tank 50 litres	8015065088568
3.027712	Gas and water inlet knobs kit	8015065084614
3.027735	Recessed kit with outflow over the frame for 1 vertical CP4XL	8015065094231
3.027736	Recessed extension kit with outflow over the frame for additional CP4 XL/M	8015065092442
3.027746	INOXSTOR 200 V2	8015065086700
3.027747	INOXSTOR 300 V2	8015065086717
3.027748	INOXSTOR 500 V2	8015065086724
3.027768	Recessed kit with outflow over the frame for 1 vertical CP4M	8015065094248
3.027769	Recessed kit with outflow over the frame for 1 horizontal CP4XL/M	8015065094255
3.027809	AUDAX 6	8015065088599
3.027810	AUDAX 8	8015065088605
3.027811	AUDAX 12	8015065088612
3.027812	AUDAX 16	8015065088629
3.027813	UB 550 V2	8015065087363
3.027814	UB 750 V2	8015065087370
3.027815	UB 1000 V2	8015065087387
3.027816	UB 1500 V2	8015065087394
3.027817	UB INOX 80 V2	8015065088667
3.027818	UB INOX 120 V2	8015065088674
3.027819	UB INOX 200 V2	8015065088681
3.027820	UB INOX SOLAR 200 V2	8015065088278
3.027830	TRIO V2	8015065088759
3.027831	TRIO MONO V2	8015065088766
3.027832	INOX SOL 200 V2	8015065087295
3.027833	INOX SOL 200 LUX V2	8015065087301
3.027834	INOX SOL 300 V2	8015065087318
3.027835	INOX SOL 300 LUX V2	8015065087349
3.027836	INOX SOL 500 V2	8015065087325
3.027837	INOX SOL 500 LUX V2	8015065087332
3.027838	DOMESTIC SOL 550 V2	8015065087400
3.027839	DOMESTIC SOL 550 LUX V2	8015065087417
3.027840	DOMESTIC SOL 750 V2	8015065087424
3.027841	DOMESTIC SOL 750 LUX V2	8015065090318
3.027842	Horizontal buffer tank with capacity of 25 litres	8015065090028
3.027843	Horizontal buffer tank with capacity of 75 litres	8015065090035
3.027844	Horizontal buffer tank with capacity of 100 litres	8015065090042
3.027845	Horizontal buffer tank with capacity of 200 litres	8015065090059
3.027849	Recessed extension kit with outflow over the frame for additional horizontal CP4XL/M	8015065092435
3.027865	Additional mixed 2nd zone kit for MAGIS COMBO PLUS in SOLAR CONTAINER	8015065094262
3.027867	Hydronic kit for MAGIS COMBO PLUS in SOLAR CONTAINER COMBO	8015065092794
3.027873	Support bend kit Ø 80 mm 87° and flexible ducting adapter Ø 80	8015065087813
3.027874	Support bend kit Ø 80 mm 70° M and flexible ducting adapter Ø 80	8015065088001
3.027875	Flexible ducting kit Ø 80 mm, L=12 m + 4 centering spacers	8015065087998
3.027876	Vertical outlet kit Ø 80/125 for flexible ducting Ø 80	8015065087806
3.027877	Flexible/flexible adapter kit for flexible ducting Ø 80	8015065087779
3.027910	OMNISTOR 300	8015065105852
3.027911	OMNISTOR 500	8015065105845
3.027918	HYDRO 3	8015065091384



Index of codes

Code	Description	EAN code
3.027919	HYDRO 4	8015065091391
3.028171	AUDAX connection kit for SOLAR CONTAINER with recessed 50 litres buffer tank	8015065056864
3.028187	SOLAR CONTAINER COMBO	8015065090714
3.028238	AUDAX 16 MONO	8015065089787
3.028309	ARES PRO 150	8015065092930
3.028310	ARES PRO 230	8015065092954
3.028311	ARES PRO 300	8015065092978
3.028312	ARES PRO 348	8015065092992
3.028313	ARES PRO 400	8015065093029
3.028314	ARES PRO 500	8015065093043
3.028315	ARES PRO 600	8015065093067
3.028336	Safety kit with filter for ARES PRO 150/230	8015065094279
3.028337	Safety kit with filter for ARES PRO 300/348/400/500	8015065094286
3.028337	Safety kit with filter for ARES PRO 300/348/400/500	8015065094286
3.028338	SHC multifunction board kit	8015065094293
3.028339	24V Power pack kit	8015065094309
3.028340	Cascade regulator kit CM A 140	8015065094316
3.028358	VICTRIX OMNIA	8015065098260
3.028366	RAPAX 100 V2	8015065090172
3.028368	Safety valve and expansion vessel kit for RAPAX 100 V2	8015065094323
3.028371	Inlet/exhaust pipes insulation kit for RAPAX 100 V2	8015065094330
3.028381	VICTRIX ZEUS 25	8015065093326
3.028382	VICTRIX ZEUS 32	8015065093333
3.028383	AVIO ECO 24	8015065098420
3.028415	Cover kit for VICTRIX OMNIA	8015065094743
3.028431	NATURAL SOL 150 V2	8015065092527
3.028432	NATURAL SOL 200 V2	8015065092534
3.028433	NATURAL SOL 280 V2	8015065092541
3.028444	Multi-zone electronic board	8015065093807
3.028476	NIKE ECO 24	8015065098482
3.028480	UB 300 V2	8015065094347
3.028486	Pellet tank with feeding screw capacity 500 l - 320 kg	8015065094408
3.028487	Pellet tank with feeding screw capacity 350 l - 225 kg	8015065094415
3.028488	Draught adjuster kit	8015065094422
3.028491	Anti condensation mixing valve kit	8015065094439
3.028492	Pellet charger control unit	8015065094446
3.028493	Level sensor kit	8015065094453
3.028500	HYDRO FS 200	8015065093364
3.028501	HYDRO FS 400	8015065093371
3.028502	HYDRO FS 600	8015065093388
3.028503	HYDRO FS 800	8015065093395
3.028505	HYDRO FS 1000	8015065093401
3.028506	Sheet metal feet to cover pipes from the floor	8015065093418
3.028507	2-way group valve kit	8015065093425
3.028508	3-way group valve kit	8015065093432
3.028509	Modulating thermoregulation kit	8015065093449
3.028510	4 speeds thermoregulation kit	8015065093456
3.028511	Universal control board for commercial thermoregulation	8015065093463
3.028512	Electronic control board with 0-10V connection	8015065093470
3.028517	Tank of glycole (20 l) for CP4 XL/M	8015065094460
3.028518	Tank of glycole (20 l) for CSV 14	8015065094477
3.028656	Bottom cover kit for VICTRIX OMNIA	8015065099236
3.028657	Connection kit for VICTRIX OMNIA in TRIO	8015065099243
3.028682	JULIUS ECO 11	8015065096433



Index of codes

Code	Description	EAN code
3.028683	JULIUS ECO 14	8015065096457
3.028684	CAESAR ECO 11	8015065096471
3.028685	CAESAR ECO 14	8015065096495
3.028686	CAESAR ECO 17	8015065096518
3.028687	CAESAR EXTRA 11	8015065096532
3.028688	CAESAR EXTRA 14	8015065096556
3.029368	VICTRIX PRO 68 2 ERP	8015065097591
3.029443	Cover kit for CAESAR EXTRA	8015065101359
3.029520	Connection kit for HYDRO 3-4 left exit	8015065098710
3.029585	VICTRIX TERA VIP	8015065109621
3.029643	Double electronic anode kit for UB INOX 200/SOLAR V2 NEW	8015065116766
3.029660	SOLARSMART 110 R	8015065104503
3.029661	SOLARSMART 110	8015065104510
3.029662	SOLARSMART 150 R	8015065104527
3.029663	SOLARSMART 150	8015065104534
3.029664	SOLARSMART 220 R	8015065104541
3.029665	SOLARSMART 220	8015065104558
3.029666	SOLARSMART 260 R	8015065104565
3.029667	SOLARSMART 260	8015065104572
3.029723	Solar kit for OMNISTOR	8015065108754
3.029801	MYTHOS HP	8015065101687
3.029832	Tele-management kit 2.0	8015065104381
3.029834	Connection cable to shift water connections from left to right	8015065102530
3.029841	HYDRO IN 200	8015065103391
3.029842	HYDRO IN 400	8015065103407
3.029843	HYDRO IN 600	8015065103414
3.029844	HYDRO IN 800	8015065103421
3.029845	HYDRO IN 1000	8015065103438
3.029846	Air intake suction duct for HYDRO IN 200	8015065103445
3.029847	Air intake suction duct for HYDRO IN 400	8015065103452
3.029848	Air intake suction duct for HYDRO IN 600	8015065103469
3.029849	Air intake suction duct for HYDRO IN 800	8015065103476
3.029850	Air intake suction duct for HYDRO IN 1000	8015065103483
3.029851	Variable lenght air flow duct for HYDRO IN 200	8015065103490
3.029852	Variable lenght air flow duct for HYDRO IN 400	8015065103506
3.029853	Variable lenght air flow duct for HYDRO IN 600	8015065103513
3.029854	Variable lenght air flow duct for HYDRO IN 800	8015065103520
3.029855	Variable lenght air flow duct for HYDRO IN 1000	8015065103537
3.029856	90° bended duct for HYDRO IN 200	8015065103544
3.029857	90° bended duct for HYDRO IN 400	8015065103551
3.029858	90° bended duct for HYDRO IN 600	8015065103568
3.029859	90° bended duct for HYDRO IN 800	8015065103575
3.029860	90° bended duct for HYDRO IN 1000	8015065103582
3.029861	Air flow aluminum grill with straight profile for HYDRO IN 200	8015065103599
3.029862	Air flow aluminum grill with straight profile for HYDRO IN 400	8015065103605
3.029863	Air flow aluminum grill with straight profile for HYDRO IN 600	8015065103612
3.029864	Air flow aluminum grill with straight profile for HYDRO IN 800	8015065103629
3.029865	Air flow aluminum grill with straight profile for HYDRO IN 1000	8015065103636
3.029866	Air intake aluminum grill with straight profile for HYDRO IN 200	8015065103643
3.029867	Air intake aluminum grill with straight profile for HYDRO IN 400	8015065103650
3.029868	Air intake aluminum grill with straight profile for HYDRO IN 600	8015065103667
3.029869	Air intake aluminum grill with straight profile for HYDRO IN 800	8015065103674
3.029870	Air intake aluminum grill with straight profile for HYDRO IN 1000	8015065103681
3.029871	Air intake aluminum grill with curved profile for HYDRO IN 200	8015065103698



Index of codes

Code	Description	EAN code
3.029872	Air intake aluminum grill with curved profile for HYDRO IN 400	8015065103704
3.029873	Air intake aluminum grill with curved profile for HYDRO IN 600	8015065103711
3.029874	Air intake aluminum grill with curved profile for HYDRO IN 800	8015065103728
3.029875	Air intake aluminum grill with curved profile for HYDRO IN 1000	8015065103735
3.029876	Sheet metal casing for HYDRO IN 200	8015065103742
3.029877	Sheet metal casing for HYDRO IN 400	8015065103759
3.029878	Sheet metal casing for HYDRO IN 600	8015065103766
3.029879	Sheet metal casing for HYDRO IN 800	8015065104077
3.029880	Sheet metal casing for HYDRO IN 1000	8015065104084
3.029881	Casing cover panel with intake air grill for HYDRO IN 200	8015065104091
3.029882	Casing cover panel with intake air grill for HYDRO IN 400	8015065104107
3.029883	Casing cover panel with intake air grill for HYDRO IN 600	8015065104114
3.029884	Casing cover panel with intake air grill for HYDRO IN 800	8015065104121
3.029885	Casing cover panel with intake air grill for HYDRO IN 1000	8015065104138
3.029886	Ceiling casing cover panel with accessible air grill fo HYDRO IN 200	8015065104145
3.029887	Ceiling casing cover panel with accessible air grill fo HYDRO IN 400	8015065104152
3.029888	Ceiling casing cover panel with accessible air grill fo HYDRO IN 600	8015065104169
3.029889	Ceiling casing cover panel with accessible air grill fo HYDRO IN 800	8015065104176
3.029890	Ceiling casing cover panel with accessible air grill fo HYDRO IN 1000	8015065104183
3.029891	Air flow aluminum grill with curved profile for HYDRO IN 200	8015065104190
3.029892	Air flow aluminum grill with curved profile for HYDRO IN 400	8015065104206
3.029893	Air flow aluminum grill with curved profile for HYDRO IN 600	8015065104213
3.029894	Air flow aluminum grill with curved profile for HYDRO IN 800	8015065104220
3.029895	Air flow aluminum grill with curved profile for HYDRO IN 1000	8015065104237
3.029913	Connection kit for VICTRIX TERA VIP	8015065105326
3.029914	Cover kit for VICTRIX TERA VIP	8015065105340
3.029915	Bottom cover kit for VICTRIX TERA VIP	8015065105333
3.029918	Safety and one-way unit kit	8015065104589
3.029919	Pressure reducer kit	8015065104596
3.029920	Antifreeze electric heater 300 W	8015065104602
3.029921	Integration electric heater 1 kW	8015065104619
3.029922	Integration electric heater 2 kW	8015065104626
3.029927	1,5 kW sanitary electric resistance kit	8015065105814
3.030072	RAPAX 300 V3	8015065112522
3.030073	RAPAX 300 SOL V3	8015065112539
3.030323	Bottom cover kit for condensing boilers for VICTRIX ZEUS	8015065111747
3.030388	LUXOR 16 V2	8015065117732
3.030389	LUXOR 20 V2	8015065112560
3.030390	LUXOR 24 V2	8015065112577
3.030391	LUXOR 28 V2	8015065112584
3.030392	LUXOR 33 V2	8015065112591
3.030393	DOMUS CONTAINER for SUPER TRIO	8015065113888
3.030394	CONTAINER for SUPER TRIO	8015065113697
3.030395	SUPER TRIO	8015065113727
3.030428	MAGIS HERCULES PRO 4	-
3.030429	MAGIS HERCULES PRO 6	-
3.030430	MAGIS HERCULES PRO 9	-
3.030431	MAGIS HERCULES PRO 12	-
3.030432	MAGIS HERCULES PRO 14	-
3.030433	MAGIS HERCULES PRO 16	-
3.030434	MAGIS HERCULES PRO 12 T	-
3.030435	MAGIS HERCULES PRO 14 T	-
3.030436	MAGIS HERCULES PRO 16 T	-
3.030482	Solar kit	8015065113871



Index of codes

Code	Description	EAN code
3.030483	Recirculation kit	8015065113864
3.030484	Aesthetic upper cover for DOMUS CONTAINER for SUPER TRIO	8015065113901
3.030599	MAGIS COMBO PLUS with SUPER TRIO connection kit	8015065113895
3.030601	ZENITAIR-MONO	8015065113734
3.030606	MAGIS PRO 4 V2	8015065116377
3.030607	MAGIS PRO 6 V2	8015065117244
3.030608	MAGIS PRO 9 V2	8015065117251
3.030609	MAGIS COMBO 4 V2	8015065118913
3.030611	MAGIS COMBO 6 V2	8015065118920
3.030613	MAGIS COMBO 9 V2	8015065118937
3.030615	MAGIS COMBO 4 PLUS V2	8015065118944
3.030617	MAGIS COMBO 6 PLUS V2	8015065118951
3.030619	MAGIS COMBO 9 PLUS V2	8015065118968
3.030632	RAPAX 200 V3	8015065115127
3.030633	RAPAX 200 SOL V3	8015065115134
3.030636	External cover kit with acoustical insulation for ZENITAIR-MONO	8015065113741
3.030663	MAGIS PRO 12 V2	-
3.030664	MAGIS PRO 14 V2	-
3.030665	MAGIS PRO 16 V2	-
3.030666	MAGIS PRO 12 V2 T	-
3.030667	MAGIS PRO 14 V2 T	-
3.030668	MAGIS PRO 16 V2 T	-
3.030689	Recirculation pipe kit for double electronic anode for HERCULES SOLAR	8015065113773
3.030694	Electronic anode kit for HERCULES CONDENSING and UB INOX 80/120 V2	8015065116780
3.030782	Horizontal concentric kit Ø 80/125	8015065115035
3.030803	VICTRIX TERA 28	8015065117671
3.030804	VICTRIX TERA 35 PLUS	8015065117688
3.030855	Additional mixed 2nd zone kit for MAGIS HERCULES PRO 4-6-9	-
3.030856	Additional mixed 3rd zone kit for MAGIS HERCULES PRO 4-6-9	-
3.030857	Solar kit for MAGIS HERCULES PRO	-
3.030858	Recirculation kit with pump for MAGIS HERCULES PRO	-
3.030859	Anti-scale kit for MAGIS HERCULES PRO	-
3.030860	Shut off knobs for MAGIS HERCULES PRO	-
3.030861	Shut off knobs with filters for MAGIS HERCULES PRO	-
3.030862	2,25 kW sanitary electric resistance kit for MAGIS HERCULES PRO	-
3.030863	Remote control panel	8015065118562
3.030876	On board electronic control with PID full modulating fan	8015065117749
3.030877	Smart touch wall controller with temperature probe black	8015065117756
3.030878	Smart touch wall controller with temperature probe white	8015065117763
3.030883	R32 connection circuit kit for MAGIS COMBO/PLUS V2 and MAGIS PRO V2	8015065118579
3.030909	SMARTECH PLUS	-
3.030943	Additional mixed 2nd zone kit for MAGIS HERCULES PRO 12/14/16	-
3.030944	Additional mixed 3rd zone kit for MAGIS HERCULES PRO 12/14/16	-
3.030911	Expansion kit for SMARTECH PLUS	-
3.030991	3 kW integration electric resistance kit	8015065118586
3.030992	New temperature/humidity active sensor kit	8015065118555
3.031013	Electrical box cover plate kit	-
3.5324	Shut off knobs	8015065700897






App Immergas TOOLBOX



immergas.com



Immergas S.p.A.
42041 Brescello (RE) - Italy
T. 0522.689011
F. 0522.689178



IMMERGAS
IMMERGAS SPA - ITALY
CERTIFIED COMPANY
UNI EN ISO 9001:2015

Design, manufacture and post-sale assistance of gas boilers, gas water heaters and related accessories