



# Instruction Manual

## P/N 30-2131-XXX Pressure Sensors

The model **30-2130-XXX** family of pressure transducers is specifically designed for pressure measurements in automotive systems. The mechanical connection is 1/8" Male NPT. Each sensor comes with a mating connector plug and pin kit.

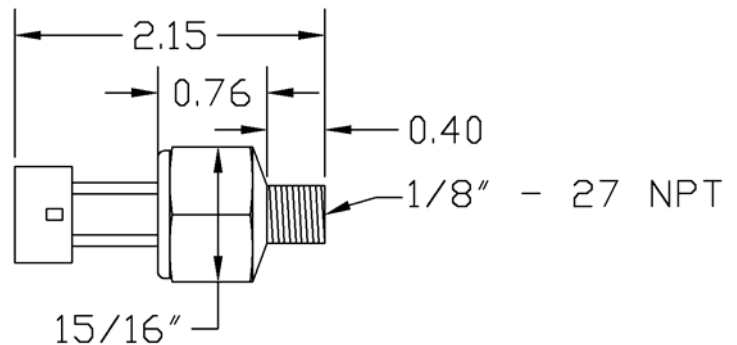
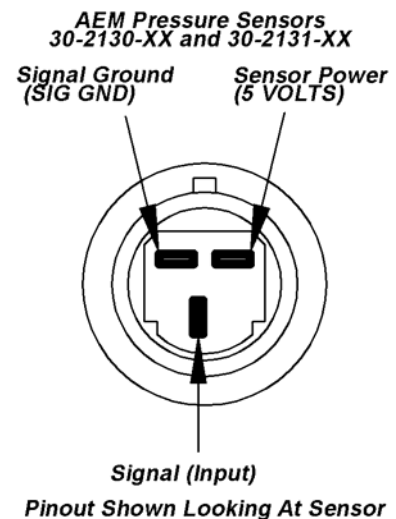
Kit Contents		
Part Number	Sensor	Connector
30-2131-15G	15 Psig	Included
30-2131-30	30 Psia (2 Bar)	Included
30-2131-50	50 Psia (3.5 Bar)	Included
30-2131-75	75 Psia (5 Bar)	Included
30-2131-100	100 Psig	Included
30-2131-150	150 Psig	Included

### Specifications:

Accuracy (Temp Included):	< +/- 3% FS
Mounting Torque:	14.7 ft-lbf
Operating Temp:	-20 to 105C
Burst Pressure:	2 X FS
Supply Voltage:	5V +/- 0.25V
Supply Current:	4.5 mA at 5VDC
Weight:	< 60 Grams
Body Material:	Brass
Wetted Material:	316L
Mechanical Connection:	1/8"NPT Male
Electrical Connection:	Packard 3-Pin

### Electrical Termination:

Signal Ground: Tap to Sensor/Signal Ground on EMS or AQ1  
 Sensor Power: Tap to Sensor Power +5V on EMS or AQ1  
 Signal: Connect to MAP/Input Channel on EMS or Input 1-8 on AQ1



**AEM Performance Electronics**  
 2205 126<sup>th</sup> Street Unit A, Hawthorne, CA. 90250  
 Phone: (310) 484-2322 Fax: (310) 484-0152  
<http://www.aemelectronics.com>  
 Instruction Part Number: 10-2131 Rev B  
 © 2011 AEM Performance Electronics

## IMPORTANT!

The terminals are "Pull to Seat" meaning you must feed the wire through the connector housing **BEFORE** you crimp on the terminals. The wire is then pulled back into the housing and the terminal locks in place. The terminal cannot be inserted or removed from the rear (wire side entry) of the housing. See Figure 1. Below




Figure 1. Connector Assembly Showing Pull to Seat Terminal

## VOLTAGE OUTPUT

Voltage Range	30-2131-15G 0-15 PSIG	30-2131-30 -14.7-15.3 PSIA	30-2131-50 -14.7-35.3 PSIA	30-2131-75 -14.7-60.3 PSIA	30-2131-100 0-100 PSIG	30-2131-150 0-150 PSIG
0.5	0	-14.7	-14.7	-14.7	0	0
0.75	0.9	-12.825	-11.575	-10.013	6.25	9.375
1	1.9	-10.95	-8.45	-5.325	12.5	18.75
1.25	2.8	-9.075	-5.325	-0.637	18.75	28.125
1.5	3.8	-7.2	-2.2	4.05	25	37.5
1.75	4.7	-5.325	0.925	8.738	31.25	46.875
2	5.6	-3.45	4.05	13.425	37.5	56.25
2.25	6.6	-1.575	7.175	18.113	43.75	65.625
2.5	7.5	0.3	10.3	22.8	50	75
2.75	8.4	2.175	13.425	27.488	56.25	84.375
3	9.4	4.05	16.55	32.175	62.5	93.75
3.25	10.3	5.925	19.675	36.863	68.75	103.125
3.5	11.3	7.8	22.8	41.55	75	112.5
3.75	12.2	9.675	25.925	46.238	81.25	121.875
4	13.1	11.55	29.05	50.925	87.5	131.25
4.25	14.1	13.425	32.175	55.613	93.75	140.625
4.5	15.0	15.3	35.3	60.3	100	150

## 12 MONTH LIMITED WARRANTY

Advanced Engine Management Inc. warrants to the consumer that all AEM High Performance products will be free from defects in material and workmanship for a period of twelve (12) months from date of the original purchase. Products that fail within this 12-month warranty period will be repaired or replaced at AEM's option, when determined by AEM that the product failed due to defects in material or workmanship. This warranty is limited to the repair or replacement of the AEM part. In no event shall this warranty exceed the original purchase price of the AEM part nor shall AEM be responsible for special, incidental or consequential damages or cost incurred due to the failure of this product. Warranty claims to AEM must be transportation prepaid and accompanied with dated proof of purchase. This warranty applies only to the original purchaser of product and is non-transferable. All implied warranties shall be limited in duration to the said 12 month warranty period. Improper use or installation, accident, abuse, unauthorized repairs or alterations voids this warranty. AEM disclaims any liability for consequential damages due to breach of any written or implied warranty on all products manufactured by AEM. Warranty returns will only be accepted by AEM when accompanied by a valid Return Goods Authorization (RGA) number. Product must be received by AEM within 30 days of the date the RGA is issued.

Please note that before AEM can issue an RGA for any product, it is first necessary for the installer or end user to contact the AEM Performance Electronics tech line at 1-800-423-0046 to discuss the problem. Most issues can be resolved over the phone. Under no circumstances should a system be returned or a RGA requested before the above process transpires.