


## KOE SERIES | NYLATUBE<sup>®</sup> STANDARD (enclosed-style carriers)



### PART NUMBER CONFIGURATION:

Model No.	Height No.	Length
KOE1	30	12.78

Following above example, add dashes. Part number = KOE1-30-12.78  
Carrier Length (between flanges) is specified to two decimals in inches.  
Total number of links depends on pitch length.

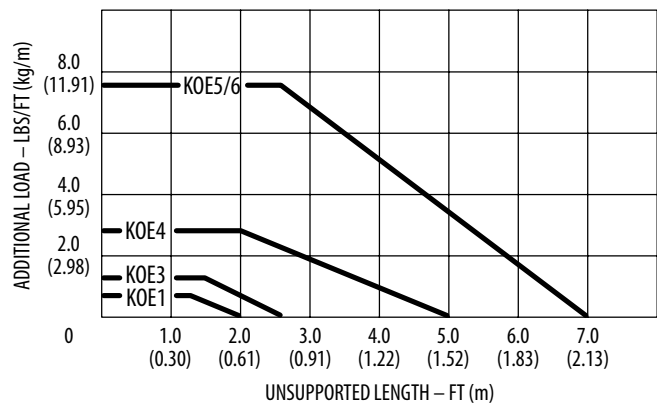
### SPECIFICATIONS

MODEL	A inches (mm)	B inches (mm)	C inches (mm)	D inches (mm)	Q inches (mm)	M inches (mm)	WEIGHT lb/ft (kg/m)
KOE1	0.95 (24)	0.39 (10)	1.42 (36)	0.59 (15)	1.18 (30)	0.16 (4)	0.19 (0.28)
KOE3	1.34 (34)	0.83 (21)	1.97 (50)	1.18 (30)	1.60 (41)	0.19 (5)	0.44 (0.65)
KOE4	1.89 (48)	1.18 (30)	2.44 (62)	1.58 (40.13)	2.13 (54)	0.19 (5)	0.61 (0.91)
KOE5	1.89 (48)	1.50 (38)	2.56 (65)	1.97 (50)	2.17 (55)	0.23 (6)	0.87 (1.29)
KOE6	5.28 (134)	1.50 (38)	5.91 (150)	1.97 (50)	5.51 (140)	0.23 (6)	1.28 (1.90)

HEIGHT	R inches (mm)	H inches (mm)	K inches (mm)	CL inches (mm)
KOE1 - 30	1.18 (30)	3.00 (76)	2.20 (56)	5.10 (130)
KOE1 - 45	1.97 (50)	4.50 (114)	3.00 (76)	7.60 (193)
KOE3 - 60	2.36 (60)	5.90 (150)	3.80 (96)	10.20 (259)
KOE3 - 90	3.94 (100)	9.10 (231)	4.90 (124)	12.00 (305)
KOE3 - 130	5.91 (150)	13.00 (330)	5.90 (150)	15.10 (384)
KOE4 - 75	2.95 (75)	7.50 (191)	5.50 (140)	12.80 (325)
KOE4 - 95	3.94 (100)	9.50 (241)	6.50 (165)	15.90 (404)
KOE4 - 130	5.91 (150)	13.40 (340)	8.50 (216)	22.10 (561)
KOE5 - 10	3.94 (100)	9.90 (251)	7.10 (180)	16.70 (424)
KOE5 - 14	5.91 (150)	13.80 (351)	9.10 (231)	22.90 (582)
KOE6 - 10	3.94 (100)	9.90 (251)	7.10 (180)	16.70 (424)
KOE6 - 14	5.91 (150)	13.80 (351)	9.10 (231)	22.90 (582)

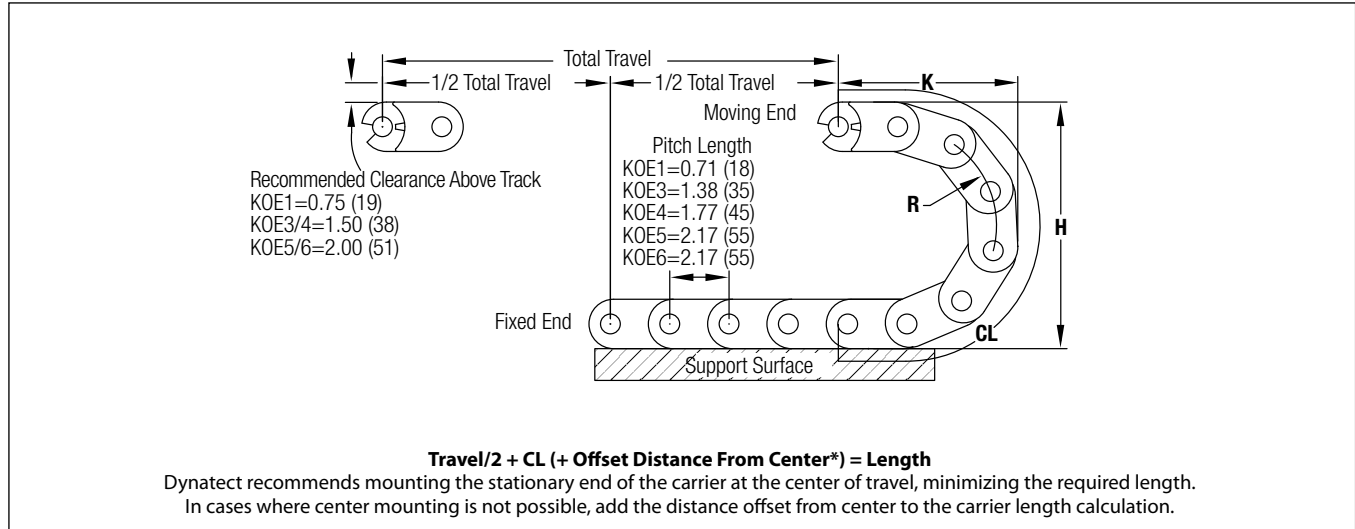
### KOE SERIES - WEIGHT LOAD



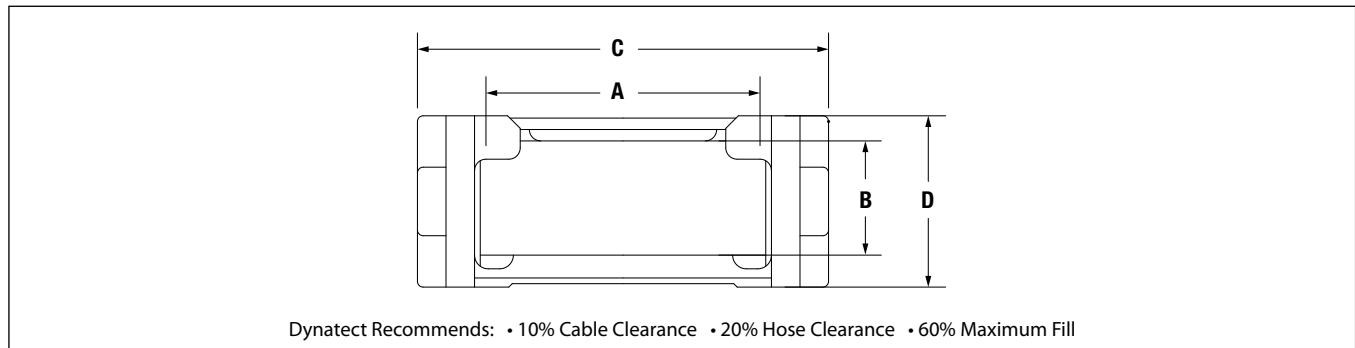
# KOE SERIES | NYLATUBE<sup>®</sup> STANDARD (enclosed-style carriers)

## CARRIER SIDE VIEW

Dimensions in inches (mm)



## CARRIER CROSS SECTION



## TOP VIEW: MOUNTING HOLE DIMENSIONS

