

## TS SERIES | NYLATRAC<sup>®</sup> MODULAR (open- & enclosed-style carriers)

### PART NUMBER CONFIGURATION:

Model	Bar Style	Bar Width	Height	Separators	Length	Bracket (fixed)	Bracket (moving)
TS	MB	9.79	245	0	101.50	#2IN	#2IN

Following above example, add dashes. Part number = **TS-MB-9.79-245-0-101.50-#2IN-#2IN**

Bar width is specified in inches, to two decimals.


Separators per link specified; use '0' for none.

Carrier Length (between flanges) is specified to two decimals in inches. Total number of links depends on pitch length.

Specify arrangement # and mounting hole direction (IN or OUT) each bracket.

### SPECIFICATIONS

MODEL	BAR STYLE*	A inches (mm)	C inches (mm)	WEIGHT lb/ft (kg/m)
TS	MB	2.93 (74)	4.45 (113)	2.40 (3.57)
TS	MB	3.87 (98)	5.35 (136)	2.50 (3.72)
TS	MB	4.80 (122)	6.33 (161)	2.60 (3.87)
TS	MB	6.36 (162)	7.89 (200)	2.70 (4.02)
TS	MB	7.62 (194)	9.14 (232)	2.80 (4.17)
TS	MB	8.05 (205)	9.57 (243)	2.85 (4.25)
TS	MB	9.79 (249)	11.32 (288)	2.90 (4.32)
TS	MB	11.01 (280)	12.53 (318)	2.95 (4.39)
TS	MB	11.48 (292)	13.00 (330)	3.00 (4.46)
TS	MB	11.68 (297)	13.21 (336)	3.00 (4.46)
TS	MB	13.57 (345)	15.09 (383)	3.10 (4.61)
TS	RB/PR	Customer Specified	A + 1.52 (39)	TS-RB = 2.45 (3.65) TS-PR = 2.69 (4.00)
TS	AF/AFS	Customer Specified	TS-AF = A + 1.59 (39) TS-AFS = A + 1.52 (39)	TS-AF = 4.93 (7.34) TS-AFS = 4.81 (7.16)
TS	PL/AP	Customer Specified	A + 1.59 (39)	TS-PL = 4.33 (6.44) TS-AP = 6.39 (9.51)



### \*Bar Styles (Top and Bottom):

MB = Snap-In Plastic Flat Bar RB = Bolted Aluminum Round Bar PR = Poly Roller over Bolted Aluminum Round Bar

AF = Bolted Aluminum Flat Bar AFS = Snap-In Aluminum Flat Bar

PL = Plastic Lid (Enclosed-Style Carrier) AP = Aluminum Armor Plate (Enclosed-Style Carrier)

HEIGHT	R inches (mm)	H inches (mm)	K inches (mm)	CL inches (mm)
110***	3.88 (99)	11.00 (279)	9.56 (243)	20.30 (516)
140***	5.38 (137)	14.00 (356)	11.06 (281)	25.01 (635)
170	6.81 (173)	16.88 (429)	12.50 (318)	29.53 (750)
200	8.31 (211)	19.88 (505)	14.00 (356)	34.24 (870)
245	10.56 (268)	24.38 (619)	16.25 (413)	41.31 (1049)
275	12.13 (308)	27.50 (699)	17.81 (452)	46.22 (1174)
360	16.13 (410)	35.50 (902)	21.81 (554)	58.78 (1493)

\*\*\*The following options are not available with 110 and 140 curve heights: modular sliders, aluminum armor plates, plastic lids.

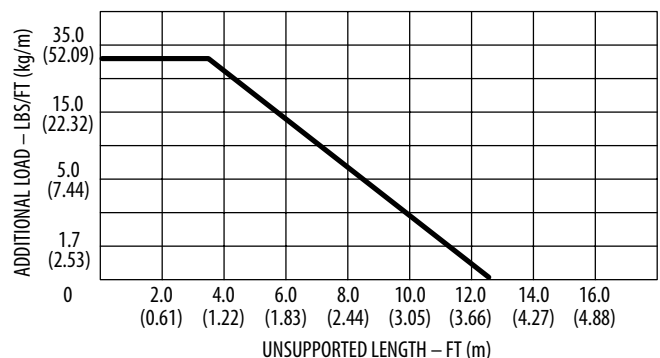
### MODULAR LOW-FRICTION SLIDERS



Modular sliders are often used in long travel applications in which chain bands glide on each other. Sliders are manufactured from special plastic material that is wear-resistant and provides a low coefficient of friction. Not only do they reduce tow force and wear, but they are removable and easy to replace.

When adding sliders to TS Series, add 0.20" (5 mm) to overall track width ('C' dimension).

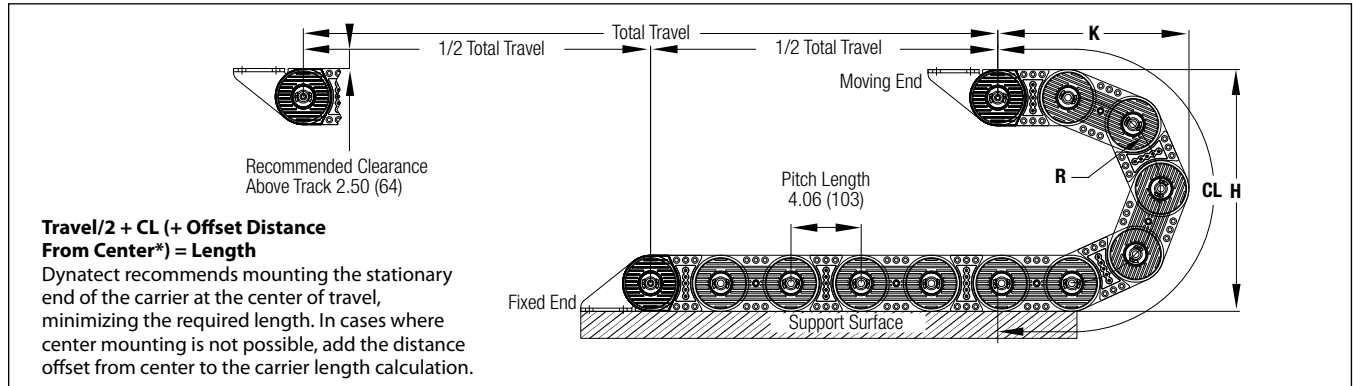
### TS SERIES - WEIGHT LOAD



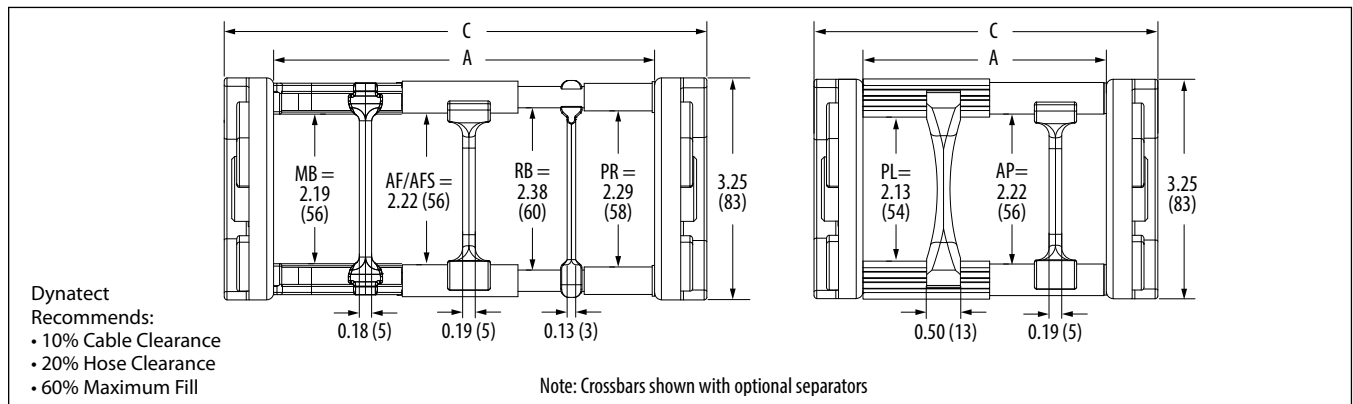
# TS SERIES | NYLATRAC<sup>®</sup> MODULAR (open- & enclosed-style carriers)

## CARRIER SIDE VIEW

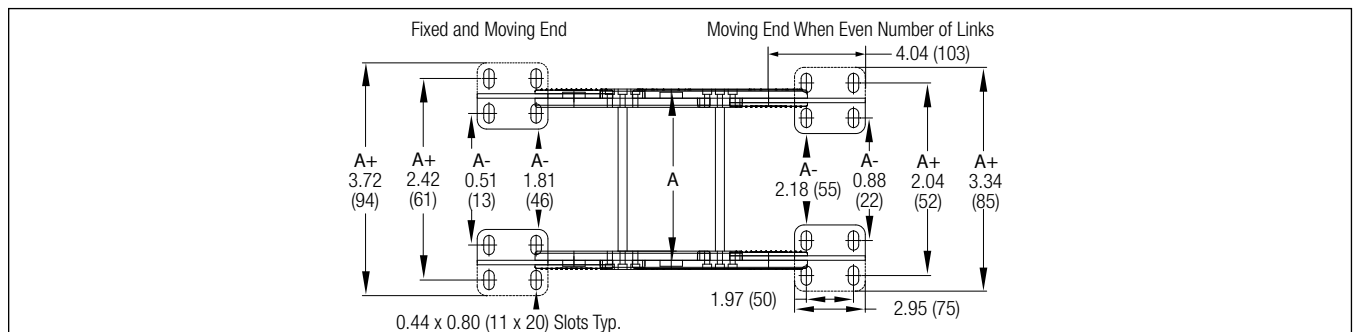
Dimensions in inches (mm)



## CARRIER CROSS SECTION



## TOP VIEW MOUNTING BRACKET



## BRACKET ARRANGEMENTS

